

Hi there,

You can use this slide deck
to host a 30-minute training
session for teachers.

Just complete **2 quick steps**
before the session.



Before the training



1. Get your school's **join link** to share with teachers.

What is a join link? This custom link allows teachers to instantly join your school's Mystery Science account.

Don't have the link? No problem! Ask your administrator for your school or district's join link, or simply head over to mysteryscience.com to make an account.

Before the training

1. Get your school's join link to share with teachers.



2. **Email your colleagues** to invite them to the training session.

*See the next slide for an email template
you can copy, paste & adapt!*



Email template

Hi fellow teachers,

I'll be sharing why I use Mystery Science at our upcoming meeting on **[INSERT DATE/TIME/LOCATION]**. I'd love to help you get started with this easy, engaging resource!

Before the training, please join our school's Mystery Science account by clicking on this link: **[INSERT THE JOIN LINK]**.

Please bring your laptop to the meeting so we can get you set up and ready to teach!

You're all set!

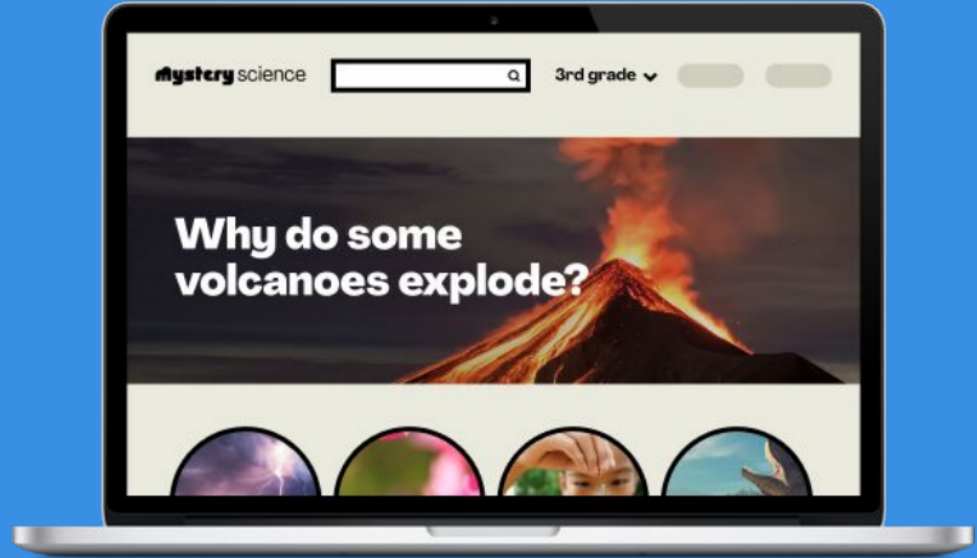
The next slide is the start of
the training presentation.

Share your screen and
have fun!



An introduction to

Mystery Science




Agenda

1. What is Mystery Science?
2. How can I get started?
3. What are some quick tips?
4. Ready to explore on your own?



What is Mystery Science?

**Open-and-go
lessons
that inspire
kids to love
science**

mystery science 

3rd Grade ▾ Curiosity Jar Help Account ▾

Hi! Let's pick a lesson!


Science Units Mini-lessons

K-5 Mini-Lesson


Do sharks really want to eat people?

[View lesson](#)


3rd Grade Science Units [See all >](#)




Animals Through Time
7 lessons




Circle of Life
3 lessons



Power of Flowers
4 lessons



Stormy Skies
5 lessons

 Support

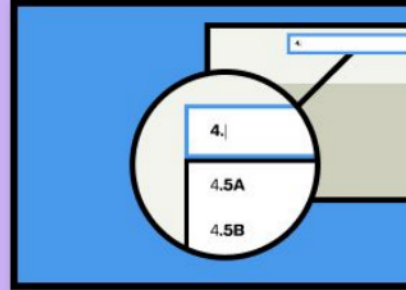
Hands-on science made easy



**Engaging, interactive
lessons kids love**



**Easy-prep
hands-on activities**



**Standards-aligned
science units**

- [3rd Grade ▾](#)
[Curiosity Jar](#)
[Help](#)
[Account ▾](#)

< Back

Science Units

[Fossils, Animal Survival, & Heredity](#)
[Life Cycles](#)
[Plant Life Cycle & Heredity](#)
[Weather & Climate](#)
[Forces, Motion, & Magnets](#)

NGSS

Circle of Life

[Standards & Prep ▾](#)

Lesson 1

Animal Life Cycles
 3rd • How is your life like an alligator's life?

★ NEW! Lesson + Activity
✔ Standards Aligned

Lesson 2

Environmental Change & Engineering
 3rd • What's the best way to get rid of mosquitoes?

✔ Lesson + Activity ✔ Standards Aligned

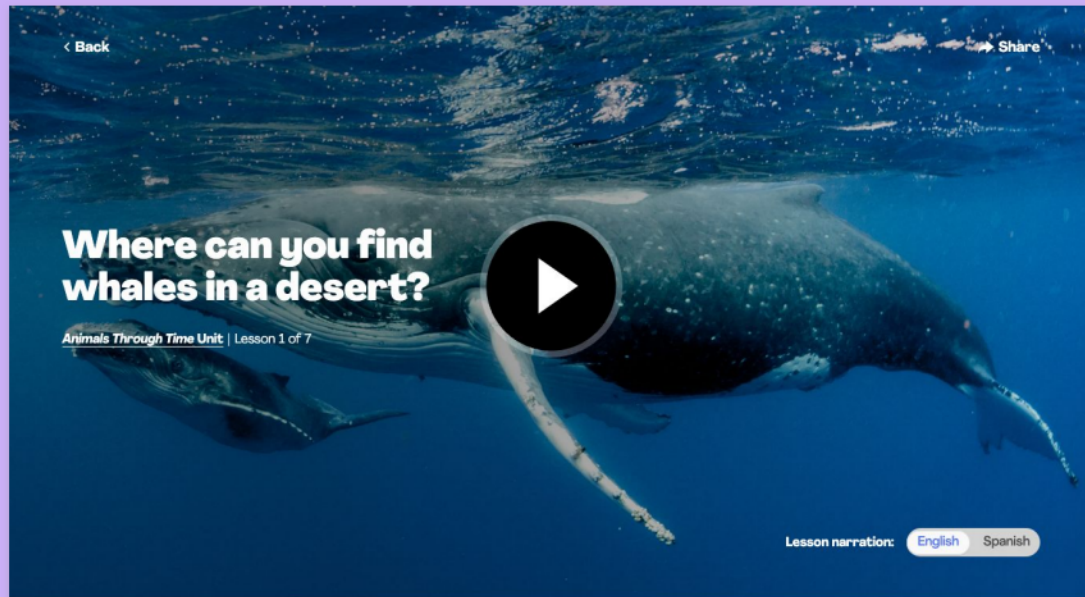
Lesson 3

Plant Life Cycles
 3rd • Why are there so many different kinds of flowers?

★ NEW! Lesson + Activity
✔ Standards Aligned

Lessons

- Take 45-60 min to teach
- Video exploration & discussion
- Hands-on activities with step-by-step video instructions
- Simple supplies for easy prep



Activity Prep

[Print Prep](#)

In this lesson, students explore the idea that the rock under our feet sometimes contains fossils, and investigate how these fossils reveal changes in habitat through time. In the activity, Fossil Dig, students use paper to create a model fossil dig. They identify traits of fossils to determine what the habitat looked like when these organisms were alive. Then they use this information to figure out where some Mystery Fossils belong in their fossil dig.

[Preview activity](#)

- Exploration**
10 mins
- Hands-On Activity**
30 mins
- Wrap-Up**
10 mins

Mini-lessons

- 5-10 minutes long
- Discussion questions
- New mini-lesson each week
- Over 150 lessons in the archive

mystery science
1st Grade ▾
Curiosity Jar
Help
Account ▾

< Back

Mini-lessons

MYSTERY
doug

What does a scientist do?

- Leela, United States

7:19

Share Student Link
Google Classroom
Extensions
Credits

Looking for a hands-on activity?
View Hands-on Activity

Previous Episodes

**How do I get
started?**



A quick tour...

Mystery Science x +

mysteryscience.com/home

You're trying out the newest version of the website! [Go back](#)

mystery science 4th Grade ▾ Curiosity Jar Help Center Arielle ▾

Hi Arielle, let's pick a lesson!

Science Units Mini-lessons

What would happen if you didn't have a skull?

[View lesson](#)

4th Grade Science Units [See all >](#)

Trouble viewing this video? [Watch it here](#)

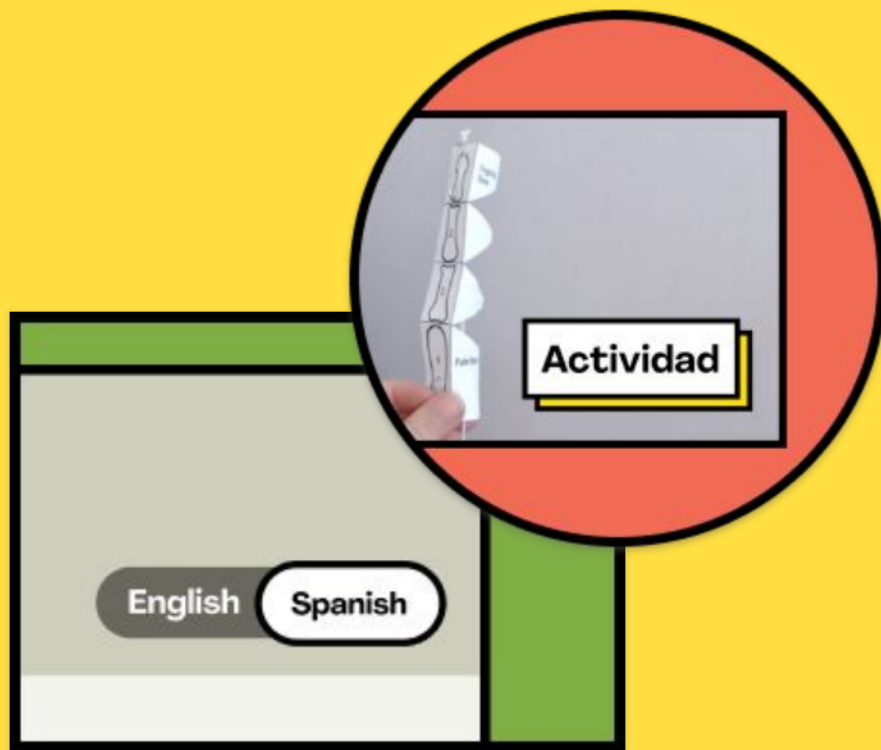
**Don't miss these Mystery
Science features...**



Spanish

Resources

- Spanish narration for every lesson
- Spanish versions of printable and digital worksheets & assessments
- Spanish transcripts of each lesson



Vocabulary Resources

- Visual slideshows with images and videos pulled directly from the lesson
- Teacher printouts with terms and definitions
- Available in English and Spanish!

predator

an animal that hunts and eats other

prey

an animal that is hunted by and eaten by another animal

carnivore

an animal that eats only other animals

herbivore

an animal that only eats plants

predator

an animal that hunts and eats other animals



Anchor Layer

- Adds 2 lessons to each unit
- 60–90 minutes per lesson
- Starts with an Anchor Phenomenon
- Project-based performance task

Science Units

Fossils, Animal Survival, & Heredity
Life Cycles
Plant Life Cycle & Heredity
Weather & Climate
Forces, Motion, & Magnets

NGSS

Power of Flowers

Standards & Prep

Anchor layer:
On
Off

Anchor Phenomenon

Plant Life Cycle, Plant and Animal Interactions
3rd • Sticky Seeds

Lesson + Activity
Standards Aligned

Lesson 1

Pollination & Plant Reproduction
3rd • Why do plants grow flowers?

Lesson + Activity
Standards Aligned

Lesson 2

Seed Dispersal & Plant Life Cycle
3rd • Why do plants give us fruit?

Lesson + Activity
Standards Aligned

Lesson 3

Trait Variation, Inheritance, & Artificial Selection
3rd • Why are some apples red and some green?

Lesson + Activity
Standards Aligned

Lesson 4

Trait Variation, Inheritance, & Artificial Selection
3rd • How could you make the biggest fruit in the world?

Lesson + Activity
Standards Aligned


Performance Task

Plant and Animal Interactions, Life Cycles
3rd • Are the sticky seeds and dung beetles good for each other?

Lesson + Activity
Standards Aligned

Teacher Tools

- State-specific Standards Alignment Guides
- Fully editable Pacing Guides
- Supply calculator
- Printable student booklets
- Find all this and more at:
mysteryscience.com/getting-started



Mystery Packs

- Supply kits for Mystery Science hands-on activities
- Neatly organized by unit & lesson – save time on prep!
- Learn more about packs here: <https://mysteryscience.com/packs>



**Ready to
explore on your
own?**



Let's wrap up with a scavenger hunt!



See if you can...

- ☐ Change your **grade level** on the homepage (hint: top of the page)
- ☐ Find a **Mini-lesson**
- ☐ Find the **Student Link** for sharing a mini-lesson with students
- ☐ Find a **Science Unit**
- ☐ Find the **Standards** covered in that unit (hint: scroll down!)
- ☐ Turn the **Anchor Layer** on and off for that unit
- ☐ Find a **Science Lesson** within the unit
- ☐ Change the **narration to Spanish** on the lesson video
- ☐ Find the **Supply list** and **Prep Instructions** for that lesson
- ☐ Change **the number of students** in the supply list
- ☐ Find the **Assessment** for the lesson
- ☐ Find the **English and Spanish versions** of a worksheet or printout

**Great work and thanks
for joining!**



mystery science