

Mystery Science Alignment with Georgia Science Standards



Mystery Science is a hands-on curriculum that aligns with the Science Georgia Standards of Excellence (GSE).

Mystery Science's units of study contain:

- Hands-on, easy-prep activities with EVERY lesson
- Engaging, real-world investigative phenomena
- Thoughtful discussions to build background knowledge
- Lesson & unit assessments to evaluate comprehension
- Curated, cross-curricular extensions

Mystery Science also offers the Anchor Layer, which enriches the unit with an anchor phenomenon, incorporates anchor connections after each lesson, & concludes the unit with a performance task.

You may click unit names to navigate directly to each unit's webpage, or click page numbers to jump to the corresponding page in this standards alignment document.

Kindergarten

Life Science	Page 3
Animal Needs	
Plant Needs	
Material Properties	
Earth & Space Science	Page 5
Day Patterns	
Physical Science	Page 6
Pushes & Pulls	

1st Grade

Life Science	Page 7
Animal Traits & Survival	
Plant Traits & Survival	
Earth & Space Science	Page 9
Severe Weather	
Weather Patterns	
Physical Science	Page 11
Light, Sound, & Communication	
Forces, Motion, & Magnets	

2nd Grade

Life Science	Page 13
Life Cycles	
Earth & Space Science	Page 14
Night Patterns	
Sunlight & Warmth	
Physical Science	Page 16
Material Properties	
Energy, Energy Transfer, & Electricity	

3rd Grade

Life Science	Page 19
Animal Biodiversity	
Plant Adaptations	
Fossils & Changing Environments	
Earth & Space Science	Page 22
Erosion & Earth's Surface	
Physical Science	Page 23
Energy, Energy Transfer, & Electricity	





4th Grade

Life Science	Page 24
Ecosystems & The Food Web	
Earth & Space Science	Page 26
Weather & Climate	
Water Cycle & Earth's Systems	
Stars & The Solar System	
Physical Science	Page 30
Human Body, Vision, & The Brain	
Sound, Waves, & Communication	
Forces, Motion, & Magnets	

5th Grade


Life Science	Page 33
Human Body, Vision, & The Brain	
Heredity, Survival, & Selection	
Earth & Space Science	Page 35
Earth's Features & Processes	
Physical Science	Page 36
Chemical Reactions & Properties of Matter	
Energy, Energy Transfer, & Electricity	

Animal Needs Unit (Animal Secrets)

	Topic & Guiding Question	Student Objectives	Science Georgia Standards of Excellence (GSE)
<p>Lesson 1</p> 	<p>Animal Needs: Food</p> <p>Why do woodpeckers peck wood?</p>	<p>Students obtain information through virtual observations of different animal behaviors. They use this evidence to explain that one of the basic needs of animals is food.</p>	<p>SKL2. Obtain, evaluate, and communicate information to compare the similarities and differences in groups of organisms.</p>
<p>Lesson 2</p> 	<p>Animal Needs: Shelter Read-Along</p> <p>Where do animals live?</p>	<p>Students obtain information through media about how different animal homes are built. They use this evidence to explain that animals need shelter.</p>	<p>SKL2. Obtain, evaluate, and communicate information to compare the similarities and differences in groups of organisms.</p>
<p>Lesson 3</p> 	<p>Animal Needs: Safety</p> <p>How can you find animals in the woods?</p>	<p>Students obtain information through virtual observations of different animal behaviors. They use this evidence to explain that one of the basic needs of animals is shelter.</p>	<p>SKL2. Obtain, evaluate, and communicate information to compare the similarities and differences in groups of organisms.</p>
<p>Lesson 4</p> 	<p>Animals & Changing the Environment Read-Along</p> <p>How do animals make their homes in the forest?</p>	<p>Students take a nature walk to look for evidence of animal homes.</p>	<p>SKL2. Obtain, evaluate, and communicate information to compare the similarities and differences in groups of organisms.</p>


This unit is found under 1st Grade on our site, but we recommend teaching lessons in Kindergarten if you are following Georgia Standards.

Animal Traits & Survival Unit (Animal Superpowers)




	Topic & Guiding Question	Student Objectives	Science Georgia Standards of Excellence (GSE)
Lesson 1 	Parent & Offspring Traits How can you help a lost baby animal find its parents?	Students observe the traits of adult and baby animals in order to construct an explanation that most young animals are like, but not exactly like, their parents.	SKL2. Obtain, evaluate, and communicate information to compare the similarities and differences in groups of organisms.

This unit is found under 1st Grade on our site, but we recommend teaching lessons in Kindergarten if you are following Georgia Standards.

Plant Traits & Survival Unit (Plant Superpowers)


	Topic & Guiding Question	Student Objectives	Science Georgia Standards of Excellence (GSE)
Lesson 1 	Plant Traits & Offspring What will a baby plant look like when it grows up?	Students observe seedlings and adult plants and use their observations to identify the pattern that young plants are similar to their parent plants.	SKL2. Obtain, evaluate, and communicate information to compare the similarities and differences in groups of organisms.

Plant Needs Unit (Plant Secrets)

	Topic & Guiding Question	Student Objectives	Science Georgia Standards of Excellence (GSE)
 <p>Lesson 1</p>	<p>Living & Nonliving</p> <p>Are plants alive?</p>	<p>Students make observations of plants in order to identify their needs and that they are, in fact, living things.</p>	<p>SKL1. Obtain, evaluate, and communicate information about how organisms (alive and not alive) and non-living objects are grouped.</p>
 <p>Lesson 2</p>	<p>Plant Needs: Water & Light</p> <p>How do plants and trees grow?</p>	<p>Students investigate to determine the basic needs of plants. They observe to identify ways young plants resemble the parent plant and how the plant changes as it proceeds through its life cycle.</p>	<p>SKL2. Obtain, evaluate, and communicate information to compare the similarities and differences in groups of organisms.</p>
 <p>Lesson 3</p>	<p>Human Impacts on the Environment Read-Along</p> <p>Why would you want an old log in your backyard?</p>	<p>Students obtain evidence of living organisms by virtually keeping watch of a log and the living things that visit it.</p>	<p>SKL2. Obtain, evaluate, and communicate information to compare the similarities and differences in groups of organisms.</p>

This unit is found under 2nd grade on our site, but we recommend teaching this lesson in Kindergarten if you are following Georgia Standards.

Material Properties Unit (Material Magic)

	Topic & Guiding Question	Student Objectives	Science Georgia Standards of Excellence (GSE)
 <p>Lesson 6</p>	<p>Soil Properties</p> <p>How do you build a city out of mud?</p>	<p>Students conduct an investigation where they examine three different soil models. They use this information to determine which type of soil has the properties that will result in the best mud that can be used to build a house.</p>	<p>SKE2. Obtain, evaluate, and communicate information to describe the physical attributes of earth materials (soil, rocks, water, and air).</p>

Georgia Specific Standard:

SKP1 Obtain, evaluate, and communicate information to describe objects in terms of the materials they are made of and their physical attributes.

The following mini-lessons can be used to support Georgia Specific Science Standards.

Mini-lesson



Supports SKP1

Could you build a real house out of cookies and candy?







Mini-lesson








Supports SKP1

How do erasers erase?




Pushes & Pulls Unit (Force Olympics)

	Topic & Guiding Question	Student Objectives	Science Georgia Standards of Excellence (GSE)
<p>Lesson 1</p> 	<p>Pushes & Pulls</p> <p>What's the biggest excavator?</p>	<p>Students observe different machines and use those observations as evidence for why machines make work easier.</p>	<p>Foundational for SKP2. Obtain, evaluate, and communicate information to compare and describe different types of motion.</p>
<p>Lesson 2</p> 	<p>Pushes, Pulls, & "Work Words" Read-Along</p> <p>Why do builders need so many big machines?</p>	<p>Students observe construction equipment being used in different ways to move objects.</p>	<p>Foundational for SKP2. Obtain, evaluate, and communicate information to compare and describe different types of motion.</p>
<p>Lesson 3</p> 	<p>Motion, Speed, & Strength</p> <p>How can you knock down a wall made of concrete?</p>	<p>Students carry out an investigation to determine how far back they should pull a model wrecking ball to knock down a wall, but not the houses behind it.</p>	<p>SKP2. Obtain, evaluate, and communicate information to compare and describe different types of motion.</p>
<p>Lesson 4</p> 	<p>Speed & Direction of Force Read-Along</p> <p>How can you knock down the most bowling pins?</p>	<p>Students play a game of bumper bowling to observe the way that objects can move in straight lines, zigzags, and back and forth.</p>	<p>SKP2. Obtain, evaluate, and communicate information to compare and describe different types of motion.</p>
<p>Lesson 5</p> 	<p>Direction of Motion Engineering</p> <p>How can we protect a mountain town from falling rocks?</p>	<p>Students conduct an investigation of how to protect a town from a falling boulder. They design a solution to safely guide the direction of the boulder away from the town.</p>	<p>SKP2. Obtain, evaluate, and communicate information to compare and describe different types of motion.</p>
<p>Lesson 6</p> 	<p>Forces & Engineering Read-Along</p> <p>How could you invent a trap?</p>	<p>Students define a problem they would like to solve and then design a solution using what they know about the locations of objects and how they can move.</p>	<p>SKP2. Obtain, evaluate, and communicate information to compare and describe different types of motion.</p>

Animal Traits & Survival Unit (Animal Superpowers)




Topic & Guiding Question	Student Objectives	Science Georgia Standards of Excellence (GSE)
<p>Lesson 1</p> 	<p>Although this appears on our site, we recommend teaching this in Kindergarten if following Georgia Standards.</p> <p>How can you help a lost baby animal find its parents?</p> <p>baby animals in order to construct an explanation that most young animals are like, but not exactly like, their parents.</p>	<p>SKLZ. Obtain, evaluate, and communicate information to compare the similarities and differences in groups of organisms.</p>
<p>Lesson 2</p> 	<p>Animal Structures & Survival</p> <p>Why do birds have beaks?</p> <p>Students investigate how different bird beaks are well suited for eating different kinds of food. They explain which beak would help a particular bird survive in a particular environment.</p>	<p>S1L1. Obtain, evaluate, and communicate information about the basic needs of plants and animals.</p>
<p>Lesson 3</p> 	<p>Animal Behavior & Offspring Survival Read-Along</p> <p>Why do baby ducks follow their mother?</p> <p>Students obtain information about the behaviors of animal parents that help their offspring survive.</p>	<p>S1L1. Obtain, evaluate, and communicate information about the basic needs of plants and animals.</p>
<p>Lesson 4</p> 	<p>Camouflage & Animal Survival</p> <p>Why are polar bears white?</p> <p>Students use observations of animal parents and their offspring to construct an explanation about young plants and animals being similar, but not identical, to their parents.</p>	<p>S1L1. Obtain, evaluate, and communicate information about the basic needs of plants and animals.</p>
<p>Lesson 5</p> 	<p>Inheritance & Variation of Traits Read-Along</p> <p>Why do family members look alike?</p> <p>Students identify parts of plants such as roots, branches, and leaves. They evaluate these plant parts and apply that information to design an umbrella that won't blow down in the wind.</p>	<p>S1L1. Obtain, evaluate, and communicate information about the basic needs of plants and animals.</p>

Plant Traits & Survival Unit (Plant Superpowers)

	Topic & Guiding Question	Student Objectives	Science Georgia Standards of Excellence (GSE)
 <p>Lesson 1</p>	<p>Although this appears on our site, we recommend teaching this in Kindergarten if following Georgia Standards.</p> <p>What will a baby plant look like when it grows up?</p>	<p>plants and use their observations to identify the pattern that young plants are similar to their parent plants.</p>	<p>SKLZ. Obtain, evaluate, and communicate information to compare the similarities and differences in groups of organisms.</p>
 <p>Lesson 2</p>	<p>Plant Survival & Engineering</p> <p>Why don't trees blow down in the wind?</p>	<p>Students learn how plants respond to light. They conduct an investigation to compare how the parts of a plant respond to light.</p>	<p>SI.1. Obtain, evaluate, and communicate information about the basic needs of plants and animals.</p>
 <p>Lesson 3</p>	<p>Plant Movement & Survival Read-Along</p> <p>What do sunflowers do when you're not looking?</p>	<p>Students learn how plants respond to light. They conduct an investigation to compare how the parts of a plant respond to light.</p>	<p>SI.1. Obtain, evaluate, and communicate information about the basic needs of plants and animals.</p>




This unit is found under Kindergarten on our site, but we recommend teaching all lessons in 1st grade if you are following Georgia Standards.

Severe Weather Unit (Wild Weather)







	Topic & Guiding Question	Student Objectives	Science Georgia Standards of Excellence (GSE)
<p>Lesson 1</p> 	<p>Severe Weather & Preparation Read-Along</p> <p>How can you get ready for a big storm?</p>	<p>Students obtain information of different types of severe weather to observe and describe how the weather changes during these events and what students can do to prepare and stay safe.</p>	<p>1.EI.1. Obtain, evaluate, and communicate weather data to identify weather patterns.</p>
<p>Lesson 2</p> 	<p>Wind & Storms</p> <p>Have you ever watched a storm?</p>	<p>Students create a simple tool that allows them to observe how hard the wind is blowing. They use this tool to observe weather changes and describe the pattern of faster wind speeds right before a storm.</p>	<p>1.EI.1. Obtain, evaluate, and communicate weather data to identify weather patterns.</p>
<p>Lesson 3</p> 	<p>Weather Conditions</p> <p>How many different kinds of weather are there?</p>	<p>Students obtain information through observations of the weather. They communicate the information by acting as weather watchers and creating drawings of the weather conditions.</p>	<p>1.EI.1. Obtain, evaluate, and communicate weather data to identify weather patterns.</p>

This unit is found under Kindergarten on our site, but we recommend teaching all lessons in 1st grade if you are following Georgia Standards.

Weather Patterns Unit (Circle of Seasons)





	Topic & Guiding Question	Student Objectives	Science Georgia Standards of Excellence (GSE)
<p>Lesson 1</p> 	<p>Daily Weather Patterns Read-Along</p> <p>How do you know what to wear for the weather?</p>	<p>Students track the weather daily and analyze the data by collecting, recording, and sharing their observations to observe patterns of weather changing throughout the day and from day-to-day.</p>	<p>1.EI.1. Obtain, evaluate, and communicate weather data to identify weather patterns.</p>
<p>Lesson 2</p> 	<p>Seasonal Weather Patterns</p> <p>What will the weather be like on your birthday?</p>	<p>Students evaluate information in a series of unnamed drawings of each season. They use these clues to identify characteristics of each season and describe the yearly cyclical pattern.</p>	<p>1.EI.1. Obtain, evaluate, and communicate weather data to identify weather patterns.</p>
<p>Lesson 3</p> 	<p>Animals Changing Their Environment</p> <p>Why do birds lay eggs in the spring?</p>	<p>Students identify the reasons why birds lay eggs in the spring. Then, they develop a bird nest model and use this model as evidence for how animals can change the environment to meet their needs.</p>	<p>1.EI.1. Obtain, evaluate, and communicate weather data to identify weather patterns.</p>

Light, Sound, & Communication Unit (Lights & Sounds)

	Topic & Guiding Question	Student Objectives	Science Georgia Standards of Excellence (GSE)
 <p>Lesson 1 Sounds & Vibrations</p> <p>How do they make silly sounds in cartoons?</p>	<p>Students explore how to make different sounds with everyday objects. They construct an explanation that objects vibrate when they make a sound, and if the vibration stops, the sound stops.</p>	<p>SIPI. Obtain, evaluate, and communicate information to investigate light and sound.</p>	
 <p>Lesson 2 Sounds & Vibrations Read-Along</p> <p>Where do sounds come from?</p>	<p>Students create three different sound makers and construct an explanation about where the vibrations are happening in each sound experiment.</p>	<p>SIPI. Obtain, evaluate, and communicate information to investigate light and sound.</p>	
 <p>Lesson 3 Light, Materials, Transparent & Opaque</p> <p>What if there were no windows?</p>	<p>Students investigate the properties of different materials that they can and cannot see through. Then they create a stained glass window using tissue paper to explore how materials interact with light.</p>	<p>SIPI. Obtain, evaluate, and communicate information to investigate light and sound.</p>	
 <p>Lesson 4 Light & Illumination Read-Along</p> <p>Can you see in the dark?</p>	<p>Students look inside a completely dark box to determine if they can see the shape of the object inside. They allow more light into the box to illuminate the object and allow them to see it. Students use their observations explain that objects need light to be seen.</p>	<p>SIPI. Obtain, evaluate, and communicate information to investigate light and sound.</p>	
 <p>Lesson 5 Light, Communication, & Engineering</p> <p>How could you send a secret message to someone far away?</p>	<p>Students are presented with the problem that they need to send a message at night, without using noise. They design a solution to create a color-coded message system and communicate with light signals.</p>	<p>SIPI. Obtain, evaluate, and communicate information to investigate light and sound.</p>	
 <p>Lesson 6 Lights, Sounds, & Communication Read-Along</p> <p>How do boats find their way in the fog?</p>	<p>Students obtain information about light and sound signals. They analyze different sounds with eyes closed to determine which type of sound they hear.</p>	<p>SIPI. Obtain, evaluate, and communicate information to investigate light and sound.</p>	






This unit is found under 3rd grade on our site, but we recommend teaching lessons in 2nd grade if you are following Georgia Standards.

Plant Adaptations Unit (Plant Adventures)

	Topic & Guiding Question	Student Objectives	Science Georgia Standards of Excellence (GSE)
 <p>Lesson 1</p>	<p>Seed Dispersal</p> <p>How did a tree travel halfway around the world?</p>	<p>Students develop physical models of seed structures. They observe how structure affects the seed's function in dispersing away from the tree.</p>	<p>S2L1. Obtain, evaluate, and communicate information about the life cycles of different living organisms.</p>
 <p>Lesson 2</p>	<p>Animal Seed Dispersal</p> <p>Why do seeds have so many different shapes?</p>	<p>Students develop a model of a furry animal and then use it to test how far seed models with different structures can travel.</p>	<p>S2L1. Obtain, evaluate, and communicate information about the life cycles of different living organisms.</p>
 <p>Lesson 3</p>	<p>Water, Sunlight, & Plant Growth</p> <p>Could a plant survive without light?</p>	<p>Students conduct an investigation to determine that plants need water and light to grow.</p>	<p>S2L1. Obtain, evaluate, and communicate information about the life cycles of different living organisms.</p>
 <p>Lesson 4</p>	<p>Plant Needs & Habitats</p> <p>How much water should you give a plant?</p>	<p>Students plan and conduct a series of virtual experiments in order to determine how much water and sunlight a set of mystery plants need in order to stay healthy and survive.</p>	<p>S2L1. Obtain, evaluate, and communicate information about the life cycles of different living organisms.</p>





This unit is found under 3rd grade on our site, but we recommend teaching lessons in 2nd grade if you are following Georgia Standards.

Life Cycles Unit (Circle of Life)

	Topic & Guiding Question	Student Objectives	Science Georgia Standards of Excellence (GSE)
 <p>Lesson 1</p>	<p>Animal Life Cycles</p> <p>How is your life like an alligator's life?</p>	<p>Students create models of several different animal life cycles and compare them to one another. They use these models to discover the pattern that all animals are born, grow, can have babies, and eventually die.</p>	<p>S2L1. Obtain, evaluate, and communicate information about the life cycles of different living organisms.</p>
 <p>Lesson 2</p>	<p>Environmental Change & Engineering</p> <p>What's the best way to get rid of mosquitoes?</p>	<p>Students obtain and evaluate information about mosquitoes from different sources. They analyze and interpret information about the mosquito life cycle to reduce the number of mosquitoes that live in a certain area.</p>	<p>S2L1. Obtain, evaluate, and communicate information about the life cycles of different living organisms.</p>
 <p>Lesson 3</p>	<p>Pollination & Plant Reproduction</p> <p>Why do plants grow flowers?</p>	<p>Students model the structure and function of flower parts that are responsible for creating seeds.</p>	<p>S2L1. Obtain, evaluate, and communicate information about the life cycles of different living organisms.</p>
 <p>Lesson 4</p>	<p>Fruit, Seeds, & Plant Reproduction</p> <p>Why do plants give us fruit?</p>	<p>Students explore the function of fruits in plants and practice classification.</p>	<p>S2L1. Obtain, evaluate, and communicate information about the life cycles of different living organisms.</p>
 <p>Lesson 5</p>	<p>Plant Life Cycles</p> <p>Why are there so many different kinds of flowers?</p>	<p>Students play a game that models the stages of the plant life cycle. After playing the game students use the model to show how changes to one part of the life cycle affect all other stages.</p>	<p>S2L1. Obtain, evaluate, and communicate information about the life cycles of different living organisms.</p>




This unit is found under 1st grade on our site, but we recommend teaching lessons in 2nd grade if you are following Georgia Standards.

Day Patterns Unit (Sun & Shadows)







	Topic & Guiding Question	Student Objectives	Science Georgia Standards of Excellence (GSE)
<p>Lesson 1</p> 	<p>Sun, Shadows, & Daily Patterns</p> <p>Could a statue's shadow move?</p>	<p>Students observe how shadows change as time passes, or as the Sun moves across the sky. They analyze how to move a light source to change the shape and direction of shadows, constructing an explanation of what causes a shadow to move.</p>	<p>S2E2. Obtain, evaluate, and communicate information to develop an understanding of the patterns of the sun and the moon and the sun's effect on Earth.</p>
<p>Lesson 2</p> 	<p>Sun, Shadows, & Daily Patterns Read-Along</p> <p>What does your shadow do when you're not looking?</p>	<p>Students conduct an investigation to gather information about how their shadow changes throughout the day.</p>	<p>S2E2. Obtain, evaluate, and communicate information to develop an understanding of the patterns of the sun and the moon and the sun's effect on Earth.</p>
<p>Lesson 3</p> 	<p>Sun & Daily Patterns</p> <p>How can the Sun help you if you're lost?</p>	<p>Students develop a Sun Finder, a model of the Sun's movement across the sky. They use this model to reason about how the Sun can help guide them during the day.</p>	<p>S2E2. Obtain, evaluate, and communicate information to develop an understanding of the patterns of the sun and the moon and the sun's effect on Earth.</p>
<p>Lesson 4</p> 	<p>Daylight & Seasonal Patterns Read-Along</p> <p>Why do you have to go to bed early in the summer?</p>	<p>Students obtain information about the seasonal patterns of sunrise and sunset.</p>	<p>S2E2. Obtain, evaluate, and communicate information to develop an understanding of the patterns of the sun and the moon and the sun's effect on Earth.</p>

This unit is found under 1st grade on our site, but we recommend teaching lessons in 2nd grade if you are following Georgia Standards.

Night Patterns Unit (Moon & Stars)






	Topic & Guiding Question	Student Objectives	Science Georgia Standards of Excellence (GSE)
<p>Lesson 1</p> 	<p>Moon Phases & Patterns</p> <p>When can you see the full moon?</p>	<p>Students record observations of the Moon's shape using a series of photos collected over the course of four weeks. Using this information, students discover that the Moon follows a cyclical pattern, which they can use to predict when a full moon will appear.</p>	<p>S2E2. Obtain, evaluate, and communicate information to develop an understanding of the patterns of the sun and the moon and the sun's effect on Earth.</p>
<p>Lesson 2</p> 	<p>Stars & Daily Patterns</p> <p>Why do stars come out at night?</p>	<p>Students develop and use a model of the Big Dipper in the night sky. After conducting a simple investigation, students construct an explanation for why stars are only visible in the night sky.</p>	<p>S2E1. Obtain, evaluate, and communicate about stars having different sizes and brightness.</p>
<p>Lesson 3</p> 	<p>Stars & Seasonal Patterns Read-Along</p> <p>How can stars help you if you get lost?</p>	<p>Students observe that groups of stars in the sky form a pattern: constellations. Even though the Big Dipper changes its spot in the sky in different seasons, it always points to the North Star.</p>	<p>S2E1. Obtain, evaluate, and communicate about stars having different sizes and brightness.</p>

Material Properties Unit (Material Magic)

	Topic & Guiding Question	Student Objectives	Science Georgia Standards of Excellence (GSE)
 <p>Lesson 1</p>	<p>Material Properties & Engineering</p> <p>Why do we wear clothes?</p>	<p>Students investigate different material properties, such as flexibility and absorbency, and use those properties to design and build a hat that protects them from the sun.</p>	<p>S2P1. Obtain, evaluate, and communicate information about the properties of matter and changes that occur in objects.</p>
 <p>Lesson 2</p>	<p>Classify Materials: Insulators</p> <p>Can you really fry an egg on a hot sidewalk?</p>	<p>Students conduct an investigation of conductors and insulators in order to determine which are best suited for allowing people to handle hot items.</p>	<p>S2P1. Obtain, evaluate, and communicate information about the properties of matter and changes that occur in objects.</p>
 <p>Lesson 3</p>	<p>Heating, Cooling, & Phases of Matter</p> <p>Why are so many toys made out of plastic?</p>	<p>Students conduct an investigation of different materials in order to determine which are most and least easily melted.</p>	<p>S2P1. Obtain, evaluate, and communicate information about the properties of matter and changes that occur in objects.</p>
 <p>Lesson 4</p>	<p>Inventions & Engineering</p> <p>What materials might be invented in the future?</p>	<p>Students design a new invention that takes advantage of the unique properties of a futuristic material.</p>	<p>S2P1. Obtain, evaluate, and communicate information about the properties of matter and changes that occur in objects.</p>
 <p>Lesson 5</p>	<p>Materials, Properties, & Engineering</p> <p>Could you build a house out of paper?</p>	<p>Students construct an evidence-based account of how a structure built of paper can be disassembled and rebuilt in new ways.</p>	<p>S2P1. Obtain, evaluate, and communicate information about the properties of matter and changes that occur in objects.</p>
 <p>Lesson 6</p>	<p>Soil Properties</p> <p>How do you build a city out of mud?</p>	<p>Although this appears on our site, we recommend teaching this in Kindergarten if following Georgia Standards. They examine three different soil models. They use this information to determine which type of soil has the properties that will result in the best mud that can be used to build a house.</p>	<p>SKE2. Obtain, evaluate, and communicate information to describe the physical attributes of earth materials (soil, rocks, water, and air).</p>




This unit is found under 4th grade on our site, but we recommend teaching lessons in 2nd grade if you are following Georgia Standards.

✓ **Energy & Energy Transfer Unit** (Energizing Everything)

	Topic & Guiding Question	Student Objectives	Science Georgia Standards of Excellence (GSE)
<p>Lesson 1</p> 	<p>Speed & Energy</p> <p>How is your body similar to a car?</p>	<p>Students learn about stored energy and about the relationship between motion and energy. Students build models of an amusement park ride and discover how energy can be stored in materials. Stored energy can be converted to speed.</p>	<p>S2P2. Obtain, evaluate, and communicate information to explain the effect of a force (a push or a pull) in the movement of an object (changes in speed and direction).</p>
<p>Lesson 2</p> 	<p>Gravitational Energy, Speed, & Collisions</p> <p>What makes roller coasters go so fast?</p>	<p>Students build a model of a roller coaster and carry out an investigation using marbles. Students learn that lifting an object up stores energy in the object. When the object falls, that stored energy is released. They realize that energy is transferred when objects collide.</p>	<p>S2P2. Obtain, evaluate, and communicate information to explain the effect of a force (a push or a pull) in the movement of an object (changes in speed and direction).</p>
<p>Lesson 3</p> 	<p>Collisions & Energy Transfer</p> <p>How can marbles save the world?</p>	<p>Students investigate how energy transfers when objects collide. In the activity, Bumper Jumper, students ask questions and make predictions about how far a marble will launch over a jump after colliding with other objects.</p>	<p>S2P2. Obtain, evaluate, and communicate information to explain the effect of a force (a push or a pull) in the movement of an object (changes in speed and direction).</p>
<p>Lesson 4</p> 	<p>Energy Transfer & Engineering</p> <p>Could you knock down a building using only dominoes?</p>	<p>Students experiment with ways to store and release energy, creating the beginning of a chain reaction machine with a lever and a ramp. Students figure out that a domino standing on end is storing energy, only requiring a small amount of energy (a tiny push) to release the stored energy.</p>	<p>S2P2. Obtain, evaluate, and communicate information to explain the effect of a force (a push or a pull) in the movement of an object (changes in speed and direction).</p>
<p>Lesson 5</p> 	<p>Energy Transfer & Engineering</p> <p>Can you build a chain reaction machine?</p>	<p>Students continue to build a chain reaction machine – identifying a goal, brainstorming and testing multiple ideas, and determining an optimal solution. The chain reaction machine uses multiple components to transfer energy from one part to the next.</p>	<p>S2P2. Obtain, evaluate, and communicate information to explain the effect of a force (a push or a pull) in the movement of an object (changes in speed and direction).</p>





This unit was developed for 4th grade and may need to be adapted for 2nd grade students

Fossils & Changing Environments Unit (Animals Through Time)

	Topic & Guiding Question	Student Objectives	Science Georgia Standards of Excellence (GSE)
 <p>Lesson 1</p> <p>Habitats, Fossils, & Environments Over Time</p> <p>Where can you find whales in a desert?</p>	<p>Students explore the idea that the rock under our feet sometimes contains fossils, and investigate how these fossils reveal changes in habitats through time.</p>	<p>S3E2. Obtain, evaluate, and communicate information on how fossils provide evidence of past organisms.</p>	
 <p>Lesson 2</p> <p>Fossil Evidence & Dinosaurs</p> <p>How do we know what dinosaurs looked like?</p>	<p>Students learn how we can infer what the outside of an animal looked like by using clues about their skeleton.</p>	<p>S3E2. Obtain, evaluate, and communicate information on how fossils provide evidence of past organisms.</p>	
 <p>Lesson 3</p> <p>Trace Fossil Evidence & Animal Movement</p> <p>Can you outrun a dinosaur?</p>	<p>Students learn how fossilized animal tracks can tell us a great deal about the animals that left them.</p>	<p>S3E2. Obtain, evaluate, and communicate information on how fossils provide evidence of past organisms.</p>	




This unit is found under 2nd grade on our site, but we recommend teaching lessons in 3rd grade if you are following Georgia Standards.

Animal Biodiversity Unit (Animal Adventures)

	Topic & Guiding Question	Student Objectives	Science Georgia Standards of Excellence (GSE)
 <p>Lesson 1</p>	<p>Although this appears on our site, we recommend teaching this in 5th grade if following Georgia Standards.</p> <p>How many different kinds of animals are there?</p>	<p>animals and use that information to organize them into groups based on their characteristics.</p>	<p>321. Obtain, evaluate, and communicate information to group organisms using scientific classification procedures.</p>
 <p>Lesson 2</p>	<p>Habitat Diversity</p> <p>Why would a wild animal visit a playground?</p>	<p>Students observe animals, plants, and the physical characteristics of two different habitats. They collect and analyze data to compare the biodiversity between the two habitats.</p>	<p>S3L1. Obtain, evaluate, and communicate information about the similarities and differences between plants, animals, and habitats found within geographic regions (Blue Ridge Mountains, Piedmont, Coastal Plains, Valley and Ridge, and Appalachian Plateau) of Georgia.</p>
 <p>Lesson 3</p>	<p>Biodiversity, Habitats, & Species</p> <p>Why do frogs say “ribbit”?</p>	<p>Students identify frogs based on their unique calls and use that information to determine the level of frog species diversity within multiple habitats.</p>	<p>S3L1. Obtain, evaluate, and communicate information about the similarities and differences between plants, animals, and habitats found within geographic regions (Blue Ridge Mountains, Piedmont, Coastal Plains, Valley and Ridge, and Appalachian Plateau) of Georgia.</p>
 <p>Lesson 4</p>	<p>Biodiversity & Engineering</p> <p>How could you get more birds to visit a bird feeder?</p>	<p>Students investigate which kinds of birds are likely to visit a bird feeder based on what they eat and design and build a prototype bird feeder that attracts a specific type of bird.</p>	<p>S3L1. Obtain, evaluate, and communicate information about the similarities and differences between plants, animals, and habitats found within geographic regions (Blue Ridge Mountains, Piedmont, Coastal Plains, Valley and Ridge, and Appalachian Plateau) of Georgia.</p>

This unit is found under 4th grade on our site, but we recommend teaching lessons in 3rd grade if you are following Georgia Standards.


★ **Animal & Plant Adaptations Unit** (Animal & Plant Adaptations)

	Topic & Guiding Question	Student Objectives	Science Georgia Standards of Excellence (GSE)
 <p>Lesson 1</p>	<p>✨New!✨</p> <p>Animal Adaptations</p> <p>Why do some sea creatures look so strange?</p>	<p>Students make observations of underwater animals in order to collect evidence that external structures serve specific functions. They use their observations to construct an argument that an animal's structures work together as part of a system to support their growth and survival.</p>	<p>S3L1. Obtain, evaluate, and communicate information about the similarities and differences between plants, animals, and habitats found within geographic regions (Blue Ridge Mountains, Piedmont, Coastal Plains, Valley and Ridge, and Appalachian Plateau) of Georgia.</p>
 <p>Lesson 2</p>	<p>Although this appears on our site, we recommend teaching this in 5th grade if following Georgia Standards.</p> <p>Learned Behavior & Instinct</p> <p>Why would a sea turtle eat a plastic bag?</p>	<p>animal's senses, brain, and memories all work together as a system to influence their behavior and support their survival.</p>	<p>S3L2. Obtain, evaluate, and communicate information showing that some characteristics of organisms are inherited and other characteristics are acquired.</p>
 <p>Lesson 3</p>	<p>✨New!✨</p> <p>Plant Adaptations</p> <p>Why don't the same trees grow everywhere?</p>	<p>Students use models of roots and branches to explore their functions and then construct an argument about how these structures must work together in order to support the survival of trees in the unique environment of the frozen taiga.</p>	<p>S3L1. Obtain, evaluate, and communicate information about the similarities and differences between plants, animals, and habitats found within geographic regions (Blue Ridge Mountains, Piedmont, Coastal Plains, Valley and Ridge, and Appalachian Plateau) of Georgia.</p>

Georgia Specific Standard:

S3L2 Obtain, evaluate, and communicate information about the effects of pollution (air, land, and water) and humans on the environment.

The following mini-lessons can be used to support Georgia Specific Science Standards.








Mini-lesson

Supports S3L2

Does trash last forever?




This unit is found under 2nd grade on our site, but we recommend teaching lessons in 3rd grade if you are following Georgia Standards.

Erosion & Earth’s Surface Unit (Work of Water)

	Topic & Guiding Question	Student Objectives	Science Georgia Standards of Excellence (GSE)
 <p>Lesson 1</p>	<p>Mapping & Earth’s Surface Features</p> <p>If you floated down a river, where would you end up?</p>	<p>Students develop a model of the Earth’s surface and use it to discover an important principle about how rivers work: rivers flow downhill, from high places to low places.</p>	<p>S3E1. Obtain, evaluate, and communicate information about the physical attributes of rocks and soils.</p>
 <p>Lesson 2</p>	<p>Rocks, Sand, & Erosion</p> <p>Why is there sand at the beach?</p>	<p>Students investigate the effects of rocks tumbling in a river. Based on their observations, they construct an explanation for why rocks on the top of mountains are much bigger than the sand at the beach.</p>	<p>S3E1. Obtain, evaluate, and communicate information about the physical attributes of rocks and soils.</p>
 <p>Lesson 3</p>	<p>Mapping & Severe Weather</p> <p>Where do flash floods happen?</p>	<p>Students use a model (i.e. a map) to examine the different factors, including the shapes and kinds of land, that contribute to flash floods. They use this to predict where flash floods are most likely to happen.</p>	<p>S3E1. Obtain, evaluate, and communicate information about the physical attributes of rocks and soils.</p>
 <p>Lesson 4</p>	<p>Erosion, Earth’s Surface, & Landforms</p> <p>What’s strong enough to make a canyon?</p>	<p>Students create a model landform and investigate how some Earth events can occur quickly, while others occur slowly.</p>	<p>S3E1. Obtain, evaluate, and communicate information about the physical attributes of rocks and soils.</p>
 <p>Lesson 5</p>	<p>Erosion & Engineering</p> <p>How can you stop a landslide?</p>	<p>Students compare multiple solutions for preventing erosion.</p>	<p>S3E1. Obtain, evaluate, and communicate information about the physical attributes of rocks and soils.</p>


This unit is found under Kindergarten on our site, but we recommend teaching lessons in 3rd grade if you are following Georgia Standards.

Sunlight & Warmth Unit (Sunny Skies)

	Topic & Guiding Question	Student Objectives	Science Georgia Standards of Excellence (GSE)
Lesson 1 	Sunlight, Heat, & Earth's Surface Read-Along How could you walk barefoot across hot pavement without burning your feet?	Students make observations of the pavement heating up after being warmed by the Sun. Then, they design a solution to build a shade structure that can reduce the warming effect of sunlight.	S3P1. Obtain, evaluate, and communicate information about the ways heat energy is transferred and measured.
Lesson 2 	Sunlight, Warming, & Engineering How could you warm up a frozen playground?	Students carry out an investigation to test which materials can redirect the light and heat of sunlight. (*This lesson has students increase the warming effect of sunlight on an area.)	S3P1. Obtain, evaluate, and communicate information about the ways heat energy is transferred and measured.
Lesson 3 	Sunlight & Warmth Why does it get cold in winter?	Students construct an explanation for why marshmallows melt in one car and not in another car. Then, they conduct a virtual investigation to determine that the warmth of the Sun is the cause of the melted marshmallows.	S3P1. Obtain, evaluate, and communicate information about the ways heat energy is transferred and measured.





This unit is found under 4th grade on our site, but we recommend teaching lessons in 3rd grade if you are following Georgia Standards.

✓★ Electricity, Light, & Heat Unit (Electricity, Light & Heat)

	Topic & Guiding Question	Student Objectives	Science Georgia Standards of Excellence (GSE)
Lesson 3 	Heat Energy & Energy Transfer How long did it take to travel across the country before cars and planes?	Students build a paper spinner and conduct an investigation to explain how heat makes things move. Students realize that heat energy can be transformed into motion energy using a turbine.	S3P1. Obtain, evaluate, and communicate information about the ways heat energy is transferred and measured.

This unit is found under 5th grade on our site, but we recommend teaching all lessons in 4th grade if you are following Georgia Standards.




Ecosystems & The Food Web Unit (Web of Life)

	Topic & Guiding Question	Student Objectives	Science Georgia Standards of Excellence (GSE)
 <p>Lesson 1</p>	<p>Food Chains, Producers, & Consumers</p> <p>Why would a hawk move to New York City?</p>	<p>Students construct models of food chains by linking cards discovering that different interrelationships exist between organisms.</p>	<p>S4L1. Obtain, evaluate, and communicate information about the roles of organisms and the flow of energy within an ecosystem.</p>
 <p>Lesson 2</p>	<p>Matter & Plant Growth</p> <p>What do plants eat?</p>	<p>Students conduct an investigation and interpret data and figure out that water and air account for a plant's weight.</p>	<p>S4L1. Obtain, evaluate, and communicate information about the roles of organisms and the flow of energy within an ecosystem.</p>
 <p>Lesson 3</p>	<p>Decomposers & Matter Cycle</p> <p>Where do fallen leaves go?</p>	<p>Students conduct an investigation to test how mold grows under different conditions to decompose food. Students realize that decomposers, like mold, break down and consume dead plant material.</p>	<p>S4L1. Obtain, evaluate, and communicate information about the roles of organisms and the flow of energy within an ecosystem.</p>
 <p>Lesson 4</p>	<p>Decomposers, Nutrients, & Matter Cycle</p> <p>Do worms really eat dirt?</p>	<p>Students make observations of worms to realize that worms act as decomposers to eat dead matter in an ecosystem and cycle nutrients into the soil.</p>	<p>S4L1. Obtain, evaluate, and communicate information about the roles of organisms and the flow of energy within an ecosystem.</p>

Ecosystems & The Food Web Unit continues on the next page






This unit is found under 5th grade on our site, but we recommend teaching all lessons in 4th grade if you are following Georgia Standards.

Ecosystems & The Food Web Unit (Web of Life)

	Topic & Guiding Question	Student Objectives	Science Georgia Standards of Excellence (GSE)
Lesson 5 	Ecosystems & Matter Cycle Why do you have to clean a fish tank but not a pond?	Students develop a model of a pond ecosystem and realize that interrelationships exist between decomposers, plants, and animals. Students discover that each organism must be in balance for the pond ecosystem to function.	S4L1. Obtain, evaluate, and communicate information about the roles of organisms and the flow of energy within an ecosystem.
Lesson 6 	Protecting Environments How can we protect Earth's environments?	In this lesson, students learn about what happens in unbalanced ecosystems and how that can lead to an overabundance of algae and harmful algal blooms. In the activity, Bloom Busters, students play a game in which they obtain and combine science ideas in order to help a community respond to and prevent harmful algal blooms.	S4L1. Obtain, evaluate, and communicate information about the roles of organisms and the flow of energy within an ecosystem.
Lesson 7 	Food Webs & Flow of Energy Why did the dinosaurs go extinct?	Students develop a model of a dinosaur food web. Students realize that blocking the sun's energy would have disastrous effects on the organisms that rely on this energy in the food web and cause the extinction of some entire species.	S4L1. Obtain, evaluate, and communicate information about the roles of organisms and the flow of energy within an ecosystem.






This unit is found under 3rd grade on our site, but we recommend teaching all lessons in 4th grade if you are following Georgia Standards.

Weather & Climate Unit (Stormy Skies)

	Topic & Guiding Question	Student Objectives	Science Georgia Standards of Excellence (GSE)
 <p>Lesson 1</p> <p>Water Cycle & States of Matter</p> <p>Where do clouds come from?</p>	<p>Students obtain and combine information that water can change from liquid to gas, but that it is always made of tiny drops. Clouds are made of water that has evaporated.</p>	<p>S4E3. Obtain, evaluate and communicate information to demonstrate the water cycle.</p>	
 <p>Lesson 2</p> <p>Local Weather Patterns & Weather Prediction</p> <p>How can we predict when it's going to storm?</p>	<p>Students make observations of clouds and develop a tool to make predictions about what kind of weather might happen next.</p>	<p>S4E4. Obtain, evaluate, and communicate information to predict weather events and infer weather patterns using weather charts/maps and collected weather data.</p>	
 <p>Lesson 3</p> <p>Seasonal Weather Patterns</p> <p>Where's the best place to build a snow fort?</p>	<p>Students gather winter temperature data from three different towns. They represent the data in a table to compare the weather and decide which town is the best candidate to host a snow fort festival in future years.</p>	<p>S4E4. Obtain, evaluate, and communicate information to predict weather events and infer weather patterns using weather charts/maps and collected weather data.</p>	
 <p>Lesson 4</p> <p>Climate & Global Weather Patterns</p> <p>Why are some places always hot?</p>	<p>Students obtain and combine information to describe the different climate regions of the world.</p>	<p>S4E4. Obtain, evaluate, and communicate information to predict weather events and infer weather patterns using weather charts/maps and collected weather data.</p>	
 <p>Lesson 5</p> <p>Natural Hazards & Engineering</p> <p>How can you keep a house from blowing away in a windstorm?</p>	<p>Students design and build solutions that reduce the hazards associated with strong winds that could damage buildings.</p>	<p>S4E4. Obtain, evaluate, and communicate information to predict weather events and infer weather patterns using weather charts/maps and collected weather data.</p>	






This unit is found under 5th grade on our site, but we recommend teaching all lessons in 4th grade if you are following Georgia Standards.

Water Cycle & Earth's Systems Unit (Watery Planet)

	Topic & Guiding Question	Student Objectives	Science Georgia Standards of Excellence (GSE)
 <p>Lesson 1</p>	<p>Hydrosphere & Water Distribution</p> <p>How much water is in the world?</p>	<p>Students analyze and interpret data from world maps to determine the relative amounts of fresh, salt, and frozen water. Students figure out that while the Earth has a lot of water, most of Earth's water is not fresh or accessible.</p>	<p>S4E3. Obtain, evaluate and communicate information to demonstrate the water cycle.</p>
 <p>Lesson 2</p>	<p>Mixtures & Solutions</p> <p>How much salt is in the ocean?</p>	<p>Students create a model ocean to observe how salt seems to completely vanish when dissolved in water. Students measure and graph quantities to provide evidence that the salt is still in the solution, even though we can't see it.</p>	<p>S4E3. Obtain, evaluate and communicate information to demonstrate the water cycle.</p>
 <p>Lesson 3</p>	<p>Groundwater as a Natural Resource</p> <p>When you turn on the faucet, where does the water come from?</p>	<p>Students learn most people get fresh water from underground sources. Students determine the best place to settle a town by considering features of the landscape & the characteristics of the plants that thrive there.</p>	<p>S4E3. Obtain, evaluate and communicate information to demonstrate the water cycle.</p>
 <p>Lesson 4</p>	<p>Water Cycle</p> <p>Can we make it rain?</p>	<p>Students create a model of the ocean and sky to investigate how temperature influences evaporation and condensation. Students figure out that higher ocean temperatures lead to more evaporation, thus leading to more rain.</p>	<p>S4E3. Obtain, evaluate and communicate information to demonstrate the water cycle.</p>
 <p>Lesson 5</p>	<p>Natural Disasters & Engineering</p> <p>How can you save a town from a hurricane?</p>	<p>Students define the problem that a town needs protection from flooding. They design solutions using different types of flood protection. They realize flooding is caused by severe rainfall generated by hurricanes. Hurricanes are created where ocean temperatures are warm.</p>	<p>S4E3. Obtain, evaluate and communicate information to demonstrate the water cycle.</p>




This unit is found under 5th grade on our site, but we recommend teaching lessons in 4th grade if you are following Georgia Standards.

✓ **Earth & Space Patterns Unit** (Spaceship Earth)





	Topic & Guiding Question	Student Objectives	Science Georgia Standards of Excellence (GSE)
 <p>Lesson 1 Day, Night, & Earth's Rotation How fast does the Earth spin?</p>	<p>Students model the rotation of the Earth and investigate why the Sun looks like it's moving across the sky. Using evidence they gathered in the investigation, students build a model that explains how the Earth's rotation around its own axis causes the Sun to appear to rise and set.</p>	<p>S4E2. Obtain, evaluate, and communicate information to model the effects of the position and motion of the Earth and the moon in relation to the sun as observed from the Earth.</p>	
 <p>Lesson 2 Earth's Rotation & Daily Shadow Patterns Who set the first clock?</p>	<p>Students make a shadow clock (sundial) and investigate how the direction and length of shadows change with the position of the light shining on the sundial. Students realize that the Sun's position in the sky can be used to tell the time of day.</p>	<p>S4E2. Obtain, evaluate, and communicate information to model the effects of the position and motion of the Earth and the moon in relation to the sun as observed from the Earth.</p>	
 <p>Lesson 3 Seasonal Changes & Shadow Length How can the Sun tell you the season?</p>	<p>Students examine photos taken at different times of year and figure out the time of year that each photo was taken. Students discover that the Sun's path changes with the seasons, as does the time of sunrise and sunset. The Sun is always highest in the sky at noon, but that height changes with the season.</p>	<p>S4E2. Obtain, evaluate, and communicate information to model the effects of the position and motion of the Earth and the moon in relation to the sun as observed from the Earth.</p>	
 <p>Lesson 4 Seasonal Patterns & Earth's Orbit Why do the stars change with the seasons?</p>	<p>Students build a model of the universe and use it to explain why different stars are visible at different times of year. Using evidence from this model, students make an argument that supports the claim that the Earth orbits the Sun.</p>	<p>S4E2. Obtain, evaluate, and communicate information to model the effects of the position and motion of the Earth and the moon in relation to the sun as observed from the Earth.</p>	
 <p>Lesson 5 Moon Phases, Lunar Cycle Why does the Moon change shape?</p>	<p>Students use a physical model of the Sun and Moon to investigate how the Moon's phase relates to its position relative to the Sun. Students notice that the Moon's phases repeat in a predictable pattern.</p>	<p>S4E2. Obtain, evaluate, and communicate information to model the effects of the position and motion of the Earth and the moon in relation to the sun as observed from the Earth.</p>	

This unit is found under 5th grade on our site, but we recommend teaching lessons in 4th grade if you are following Georgia Standards.

✓ **Stars & Planets Unit** (Stars & Planets)

	Topic & Guiding Question	Student Objectives	Science Georgia Standards of Excellence (GSE)
 <p>Lesson 1 Solar System & Sun Brightness</p> <p>How can the Sun help us explore other planets?</p>	<p>Students gather evidence to support an argument that the apparent brightness of the Sun is dependent upon an observer's distance from the Sun. They construct a model of the solar system and gather observations of the Sun's apparent brightness from each planet within their model.</p>	<p>S4E1. Obtain, evaluate, and communicate information to compare and contrast the physical attributes of stars and planets.</p>	
 <p>Lesson 2 Gravity</p> <p>Why is gravity different on other planets?</p>	<p>Using mathematics and computational thinking, students calculate how high they could jump on planets and moons that have stronger or weaker gravity than Earth. Students analyze and interpret this data to construct an explanation for why the amount of gravity is different on other planets.</p>	<p>S4E1. Obtain, evaluate, and communicate information to compare and contrast the physical attributes of stars and planets.</p>	
 <p>Lesson 3 Star Brightness & Habitable Planets</p> <p>Could there be life on other planets?</p>	<p>Sun with the right amount of light and heat for life to exist. Students evaluate other solar systems, comparing their stars to our Sun. Based on their analysis, students plan a space mission to a planet with conditions similar to those on Earth.</p>	<p>S4E1. Obtain, evaluate, and communicate information to compare and contrast the physical attributes of stars and planets.</p>	

Human Body, Vision, & The Brain Unit (Human Machine)






	Topic & Guiding Question	Student Objectives	Science Georgia Standards of Excellence (GSE)
<p>Lesson 1</p> 	<p>Muscles & Skeleton</p> <p>Why do your biceps bulge?</p>	<p>Students construct a model of the human hand to explain how muscles pull on bones to create movement.</p>	<p>S5L2. Obtain, evaluate, and communicate information showing that some characteristics of organisms are inherited and other characteristics are acquired.</p>
<p>Lesson 2</p> 	<p>Light, Eyes, & Vision</p> <p>What do people who are blind see?</p>	<p>Students develop a working model of an eye. They use the model to reason about how light reflects off an object and into the eye, helping an organism process information from the environment.</p>	<p>S4P1. Obtain, evaluate, and communicate information about the nature of light and how light interacts with objects.</p>
<p>Lesson 3</p> 	<p>Structure & Function of Eyes</p> <p>How can some animals see in the dark?</p>	<p>Students use their eye model to discover that the pupil controls the amount of light let into the eye. In the dark, pupils get larger to let in more light.</p>	<p>S4P1. Obtain, evaluate, and communicate information about the nature of light and how light interacts with objects.</p>
<p>Lesson 4</p> 	<p>Brain, Nerves, & Information Processing</p> <p>How does your brain control your body?</p>	<p>Students investigate how their own brain works by testing their reflexes. They discover that the brain receives information from the senses, processes the information, and sends signals to the muscles to enable movement.</p>	<p>S5L2. Obtain, evaluate, and communicate information showing that some characteristics of organisms are inherited and other characteristics are acquired.</p>

Sound, Waves, & Communication Unit (Waves of Sound)

	Topic & Guiding Question	Student Objectives	Science Georgia Standards of Excellence (GSE)
<p>Lesson 1</p>	<p>Pattern Transfer & Technology</p> <p>How do you send a secret code?</p>	<p>Students explore how digital devices encode complex information. Students generate their own codes in order to transfer information across the classroom. Then, they compare their codes and evaluate which worked best given the criteria and constraints.</p>	<p>S4P2. Obtain, evaluate, and communicate information about how sound is produced and changed and how sound and/or light can be used to communicate.</p>
<p>Lesson 2</p>	<p>Sound, Vibration, & Engineering</p> <p>How far can a whisper travel?</p>	<p>Students investigate sound energy using paper cup telephones. Students figure out that sound is a vibration that can travel through a medium.</p>	<p>S4P2. Obtain, evaluate, and communicate information about how sound is produced and changed and how sound and/or light can be used to communicate.</p>
<p>Lesson 3</p>	<p>Sound & Vibrations</p> <p>What would happen if you screamed in outer space?</p>	<p>Students construct a model of sound vibrations to explain how air is a medium that sound vibrations travel through.</p>	<p>S4P2. Obtain, evaluate, and communicate information about how sound is produced and changed and how sound and/or light can be used to communicate.</p>
<p>Lesson 4</p>	<p>Sound Waves & Wavelength</p> <p>Why are some sounds high and some sounds low?</p>	<p>Students make observations of vibrations and sound waves to discover that high pitch sounds vibrate faster and have short wavelengths and low pitch sounds vibrate slower and have long wavelengths.</p>	<p>S4P2. Obtain, evaluate, and communicate information about how sound is produced and changed and how sound and/or light can be used to communicate.</p>





This unit is found under 3rd grade on our site, but we recommend teaching lessons in 4th grade if you are following Georgia Standards.

Forces, Motion, & Magnets Unit (Invisible Forces)

	Topic & Guiding Question	Student Objectives	Science Georgia Standards of Excellence (GSE)
 <p>Lesson 1</p>	<p>Balanced & Unbalanced Forces</p> <p>How could you win a tug-of-war against a bunch of adults?</p>	<p>Students develop a mental model of the nature of forces and motion and use that model to explain the behavior of an elastic jumper.</p>	<p>S4P3. Obtain, evaluate, and communicate information about the relationship between balanced and unbalanced forces.</p>
 <p>Lesson 2</p>	<p>Balanced Forces & Engineering</p> <p>What makes bridges so strong?</p>	<p>Students develop and design a bridge to be as strong as possible while working with limited materials.</p>	<p>S4P3. Obtain, evaluate, and communicate information about the relationship between balanced and unbalanced forces.</p>
 <p>Lesson 3</p>	<p>Pattern of Motion, Gravity, & Friction</p> <p>How high can you swing on a flying trapeze?</p>	<p>Students make observations and measurements of a trapeze model. Then, using that information they predict the motion of a real trapeze.</p>	<p>S4P3. Obtain, evaluate, and communicate information about the relationship between balanced and unbalanced forces.</p>
 <p>Lesson 4</p>	<p>Although this appears on our site, we recommend teaching this in 5th grade if following Georgia Standards.</p> <p>Magnets & Forces</p> <p>What can magnets do?</p>	<p>Students investigate the properties of magnets and the fact that they exert forces that act at a distance.</p>	<p>magnetism and its relationship to electricity.*</p> <p>*This lesson focuses on magnetism, but not its relationship to electricity.</p>
 <p>Lesson 5</p>	<p>Although this appears on our site, we recommend teaching this in 5th grade if following Georgia Standards.</p> <p>Magnets & Engineering</p> <p>How can you unlock a door using a magnet?</p>	<p>Students investigate magnetic attraction and repulsion, and design a magnetic lock in the hands-on activity.</p>	<p>S5P3. Obtain, evaluate, and communicate information about magnetism and its relationship to electricity.*</p> <p>*This lesson focuses on magnetism, but not its relationship to electricity.</p>






This unit is found under 4th grade on our site, but we recommend teaching Lessons 1 & 4 in 5th grade if you are following Georgia Standards.

Human Body, Vision, & The Brain Unit (Human Machine)

	Topic & Guiding Question	Student Objectives	Science Georgia Standards of Excellence (GSE)
Lesson 1 	Muscles & Skeleton Why do your biceps bulge?	Students construct a model of the human hand to explain how muscles pull on bones to create movement.	S5L2. Obtain, evaluate, and communicate information showing that some characteristics of organisms are inherited and other characteristics are acquired.
Lesson 2 	Although this appears next on our site, we recommend teaching this in 4th grade if following Georgia Standards.		
	Light, Eyes, & Vision What do people who are blind see?	Students develop a working model of an eye. They use the model to reason about how light reflects off an object and into the eye, helping an organism process information from the environment.	S4P1. Obtain, evaluate, and communicate information about the nature of light and how light interacts with objects.
Lesson 3 	Although this appears next on our site, we recommend teaching this in 4th grade if following Georgia Standards.		
	Structure & Function of Eyes How can some animals see in the dark?	Students use their eye model to discover that the pupil controls the amount of light let into the eye. In the dark, pupils get larger to let in more light.	S4P1. Obtain, evaluate, and communicate information about the nature of light and how light interacts with objects.
Lesson 4 	Brain, Nerves, & Information Processing How does your brain control your body?	Students investigate how their own brain works by testing their reflexes. They discover that the brain receives information from the senses, processes the information, and sends signals to the muscles to enable movement.	S5L2. Obtain, evaluate, and communicate information showing that some characteristics of organisms are inherited and other characteristics are acquired.




This unit is found under 3rd grade on our site, but we recommend teaching lessons in 5th grade if you are following Georgia Standards.

★ **Heredity, Survival, & Selection Unit (Fates of Traits)**

	Topic & Guiding Question	Student Objectives	Science Georgia Standards of Excellence (GSE)
 <p>Lesson 1</p> <p>✨ New! ✨</p> <p>Traits & Inheritance</p> <p>How do you identify a mysterious fruit?</p>	<p>Students examine plant traits and use that information as evidence to help them identify an unknown fruit. They look for similarities and differences in the leaves, flowers, and fruits of plants to sort them into groups and identify patterns of inheritance.</p>	<p>S5L2. Obtain, evaluate, and communicate information showing that some characteristics of organisms are inherited and other characteristics are acquired.</p>	
 <p>Lesson 2</p> <p>✨ New! ✨</p> <p>Trait Variation, Inheritance, & Artificial Selection</p> <p>What do dogs and pigeons have in common?</p>	<p>Students analyze trait similarities and differences among parent, offspring, and sibling pigeons. They interpret this data to discover that the variation and inheritance of traits creates a pattern that explains why we see such extreme traits in artificially selected animal breeds.</p>	<p>S5L2. Obtain, evaluate, and communicate information showing that some characteristics of organisms are inherited and other characteristics are acquired.</p>	
 <p>Lesson 3</p> <p>✨ New! ✨</p> <p>Trait Variation, Survival, & Natural Selection</p> <p>How could a lizard's toes help it survive?</p>	<p>Students compare the structures of lizards that live on an island. They simulate multiple generations of these lizards, and analyze and interpret the data to understand how these structures aid in their survival.</p>	<p>S5L2. Obtain, evaluate, and communicate information showing that some characteristics of organisms are inherited and other characteristics are acquired.</p>	
 <p>Lesson 4</p> <p>Animal Groups & Survival</p> <p>Why do dogs wag their tails?</p>	<p>Students observe animals that live in groups in order to obtain, evaluate, and communicate information about animal social behavior. Students use evidence to show how animals form groups to help them survive.</p>	<p>S5L2. Obtain, evaluate, and communicate information showing that some characteristics of organisms are inherited and other characteristics are acquired.</p>	
 <p>Lesson 5</p> <p>Traits & Environmental Variation</p> <p>How long can people (and animals) survive in outer space?</p>	<p>Students measure and compare their own physical traits (arm strength, balance, and height) and analyze the information to construct an explanation for how the environment can influence traits.</p>	<p>S5L2. Obtain, evaluate, and communicate information showing that some characteristics of organisms are inherited and other characteristics are acquired.</p>	


This unit is found under 4th grade on our site, but we recommend teaching lessons in 5th grade if you are following Georgia Standards.

★ Animal & Plant Adaptations Unit (Animal & Plant Adaptations)

	Topic & Guiding Question	Student Objectives	Science Georgia Standards of Excellence (GSE)
 <p>Lesson 1</p>	<p>Although this appears on our site, we recommend teaching this in 3rd grade if following Georgia Standards.</p> <p>Animal Adaptations</p> <p>Why do some sea creatures look so strange?</p>	<p>structures serve specific functions. They use their observations to construct an argument that an animal's structures work together as part of a system to support their growth and survival.</p>	<p>the similarities and differences between plants, animals, and habitats found within geographic regions (Blue Ridge Mountains, Piedmont, Coastal Plains, Valley and Ridge, and Appalachian Plateau) of Georgia.</p>
 <p>Lesson 2</p>	<p>✨New!✨</p> <p>Learned Behavior & Instinct</p> <p>Why would a sea turtle eat a plastic bag?</p>	<p>Students use models to understand how an animal's senses, brain, and memories all work together as a system to influence their behavior and support their survival.</p>	<p>S5L2. Obtain, evaluate, and communicate information showing that some characteristics of organisms are inherited and other characteristics are acquired.</p>
 <p>Lesson 3</p>	<p>Although this appears on our site, we recommend teaching this in 3rd grade if following Georgia Standards.</p> <p>Plant Adaptations</p> <p>Why don't the same trees grow everywhere?</p>	<p>explore their functions and then construct an argument about how these structures must work together in order to support the survival of trees in the unique environment of the frozen taiga.</p>	<p>the similarities and differences between plants, animals, and habitats found within geographic regions (Blue Ridge Mountains, Piedmont, Coastal Plains, Valley and Ridge, and Appalachian Plateau) of Georgia.</p>

This unit is found under 2nd grade on our site, but we recommend teaching lessons in 3rd grade if you are following Georgia Standards.

Animal Biodiversity Unit (Animal Adventures)


	Topic & Guiding Question	Student Objectives	Science Georgia Standards of Excellence (GSE)
 <p>Lesson 1</p>	<p>Biodiversity & Classification</p> <p>How many different kinds of animals are there?</p>	<p>Students observe the traits of different animals and use that information to organize them into groups based on their characteristics.</p>	<p>S5L1. Obtain, evaluate, and communicate information to group organisms using scientific classification procedures.</p>

Georgia Specific Standard:

S5L4 Obtain, evaluate, and communicate information about how microorganisms benefit or harm larger organisms.

The following mini-lessons can be used to support Georgia Specific Science Standards.

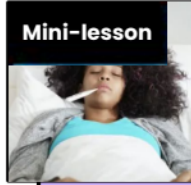
Mini-lesson



Supports S5L4

How does composting work?

Mini-lesson



Supports S5L4






How do germs get inside of your body?

Georgia Specific Standard:






S5L3 Obtain, evaluate, and communicate information to compare and contrast the parts of plant and animal cells.

This unit is found under 4th grade on our site, but we recommend teaching lessons in 5th grade if you are following Georgia Standards.

Earth’s Features & Processes Unit (The Birth of Rocks)




	Topic & Guiding Question	Student Objectives	Science Georgia Standards of Excellence (GSE)
<p>Lesson 1</p> 	<p>Volcanoes & Patterns of Earth’s Features</p> <p>Could a volcano pop up where you live?</p>	<p>Students use coordinates to develop a map of volcanoes to discover a pattern of where volcanoes exist on Earth. Students identify the pattern of volcanoes in the “Ring of Fire.”</p>	<p>S5E1. Obtain, evaluate, and communicate information to identify surface features on the Earth caused by constructive and/or destructive processes.</p>
<p>Lesson 2</p> 	<p>Volcanoes & Rock Cycle</p> <p>Why do some volcanoes explode?</p>	<p>Students investigate the properties of thin and thick lava by attempting to create air bubbles. Students realize that thick lava will cause a volcano to explode, while thin lava will not.</p>	<p>S5E1. Obtain, evaluate, and communicate information to identify surface features on the Earth caused by constructive and/or destructive processes.</p>
<p>Lesson 3</p> 	<p>Weathering & Erosion</p> <p>Will a mountain last forever?</p>	<p>Students make observations of the effects of weathering to discover that rocks will become rounded and break into small pieces when they tumble down a mountain.</p>	<p>S5E1. Obtain, evaluate, and communicate information to identify surface features on the Earth caused by constructive and/or destructive processes.</p>
<p>Lesson 4</p> 	<p>Sedimentary Rock & Fossils</p> <p>What did your town look like 100 million years ago?</p>	<p>Students create a model canyon and use the pattern of fossils found in each rock layer to support the explanation that the landscape has changed many times over millions of years.</p>	<p>S5E1. Obtain, evaluate, and communicate information to identify surface features on the Earth caused by constructive and/or destructive processes.</p>
<p>Lesson 5</p> 	<p>Erosion, Natural Hazards, & Engineering</p> <p>How could you survive a landslide?</p>	<p>Students generate multiple possible solutions to protect homes from a landslide. Students realize that there are many causes for the erosion that causes rocks to fall in landslides.</p>	<p>S5E1. Obtain, evaluate, and communicate information to identify surface features on the Earth caused by constructive and/or destructive processes.</p>

Chemical Reactions & Properties of Matter Unit (Chemical Magic)

	Topic & Guiding Question	Student Objectives	Science Georgia Standards of Excellence (GSE)
<p>Lesson 1</p> 	<p>Conservation of Matter</p> <p>Are magic potions real?</p>	<p>Students observe that a salt and vinegar solution will turn a dull penny shiny again indicating that substances can change other substances.</p>	<p>Foundational for S5P1. Obtain, evaluate, and communicate information to explain the differences between a physical change and a chemical change.</p>
<p>Lesson 2</p> 	<p>Dissolving & Particulate Nature of Matter</p> <p>Could you transform something worthless into gold?</p>	<p>Students coat a steel nail in copper by placing it into the solution that dissolved bits of the penny. Students realize that substances can change to become particles too small to be seen, but they still exist.</p>	<p>Foundational for S5P1. Obtain, evaluate, and communicate information to explain the differences between a physical change and a chemical change.</p>
<p>Lesson 3</p> 	<p>Properties of Matter: Acids</p> <p>What would happen if you drank a glass of acid?</p>	<p>Students figure out that acids are very reactive substances. Students investigate reactions between different substances to determine how known acids react with other materials.</p>	<p>S5P1. Obtain, evaluate, and communicate information to explain the differences between a physical change and a chemical change.</p>
<p>Lesson 4</p> 	<p>Chemical Reactions</p> <p>What do fireworks, rubber, and Silly Putty have in common?</p>	<p>Students combine different substances together to discover that chemical reactions can create new substances.</p>	<p>S5P1. Obtain, evaluate, and communicate information to explain the differences between a physical change and a chemical change.</p>
<p>Lesson 5</p> 	<p>Gases & Particle Models</p> <p>Why do some things explode?</p>	<p>Students investigate and model the reaction between baking soda and vinegar. They figure out that gases are made of particles too small to be seen.</p>	<p>S5P1. Obtain, evaluate, and communicate information to explain the differences between a physical change and a chemical change.</p>

This unit is found under 4th grade on our site, but we recommend teaching Lessons 1 & 2 in 5th grade if you are following Georgia Standards.






✓★ **Electricity, Light, & Heat Unit** (Electricity, Light & Heat)

	Topic & Guiding Question	Student Objectives	Science Georgia Standards of Excellence (GSE)
<p>Lesson 1</p> 	<p>✨ New! ✨</p> <p>Renewable Energy & Natural Resources</p> <p>What's the best way to light up a city?</p>	<p>Students evaluate the advantages and disadvantages of wind, water, and solar energy to power a town. Students obtain and evaluate information about the needs of each source of energy and analyze and interpret data about the town's resources.</p>	<p>S5P2. Obtain, evaluate, and communicate information to investigate electricity.</p>
<p>Lesson 2</p> 	<p>Electrical Energy</p> <p>What if there were no electricity?</p>	<p>Students design a flashlight with an on/off switch, using batteries, flights, and tin foil. Students figure out that electricity can be transformed to other forms of energy, such as movement, light, and heat.</p>	<p>S5P2. Obtain, evaluate, and communicate information to investigate electricity.</p>
<p>Lesson 3</p> 	<p><i>How long did it take to travel across the country before cars and planes?</i></p>	<p><i>investigation to explain how heat makes things move. Students realize that heat energy can be transformed into motion energy using a turbine.</i></p>	<p><i>Obtain, evaluate, and communicate information about the ways heat energy is transferred and measured.</i></p>

Although this appears on our site, we **recommend teaching this in 3rd grade** if following Georgia Standards.

This unit is found under 3rd grade on our site, but we recommend teaching lessons in 5th grade if you are following Georgia Standards.

Forces, Motion, & Magnets Unit (Invisible Forces)

	Topic & Guiding Question	Student Objectives	Science Georgia Standards of Excellence (GSE)
<p>Lesson 1</p> 	<p>Although this appears on our site, we recommend teaching this in 4th grade if following Georgia Standards.</p> <p>Balanced & Unbalanced Forces</p> <p>How could you win a tug-of-war against a bunch of adults?</p>	<p>Students develop a mental model of the nature of forces and motion and use that model to explain the behavior of an elastic jumper.</p>	<p>S4P3. Obtain, evaluate, and communicate information about the relationship between balanced and unbalanced forces.</p>
<p>Lesson 2</p> 	<p>Although this appears on our site, we recommend teaching this in 4th grade if following Georgia Standards.</p> <p>Balanced Forces & Engineering</p> <p>What makes bridges so strong?</p>	<p>Students develop and design a bridge to be as strong as possible while working with limited materials.</p>	<p>S4P3. Obtain, evaluate, and communicate information about the relationship between balanced and unbalanced forces.</p>
<p>Lesson 3</p> 	<p>Although this appears on our site, we recommend teaching this in 4th grade if following Georgia Standards.</p> <p>Pattern of Motion, Gravity, & Friction</p> <p>How high can you swing on a flying trapeze?</p>	<p>Students make observations and measurements of a trapeze model. Then, using that information they predict the motion of a real trapeze.</p>	<p>S4P3. Obtain, evaluate, and communicate information about the relationship between balanced and unbalanced forces.</p>
<p>Lesson 4</p> 	<p>Magnets & Forces</p> <p>What can magnets do?</p>	<p>Students investigate the properties of magnets and the fact that they exert forces that act at a distance.</p>	<p>S5P3. Obtain, evaluate, and communicate information about magnetism and its relationship to electricity.*</p> <p>*This lesson focuses on magnetism, but not its relationship to electricity.</p>
<p>Lesson 5</p> 	<p>Magnets & Engineering</p> <p>How can you unlock a door using a magnet?</p>	<p>Students investigate magnetic attraction and repulsion, and design a magnetic lock in the hands-on activity.</p>	<p>S5P3. Obtain, evaluate, and communicate information about magnetism and its relationship to electricity.*</p> <p>*This lesson focuses on magnetism, but not its relationship to electricity.</p>