FAQs for Using Mystery Science for Learning at Home

March 2020

QUICK LINK: Grade-by-grade list of the easiest 10-12 K-5 lessons to do at home.
No sign-up or log-in needed!
https://mysteryscience.com/school-closure-planning

Teacher FAQ

I want to share Mystery Science lessons with my students. How do I do this? Do I need to set up student accounts?

I need help using Mystery Science lessons with Google Classroom!

I want to send lesson printouts home - how can I access them easily?

Parent FAQ

I received a student link from my child's teacher - how does it work? What is it?

I want to use Mystery Science at home to support my child, and my teacher hasn't sent me student links. Do I need to create an account?

General Support

I'm new to Mystery Science. What kind of science activities can I expect?

What setup is needed?

Can I customize or edit worksheets and assessments?

I'm having technical difficulties or still have questions, who can I contact to help?

Teacher FAQ

I want to share Mystery Science lessons with my students. How do I do this? Do I need to set up student accounts?

First, if you haven't already, you should create an account. We are offering all of our resources for free through June. To create your free account, go to https://mysteryscience.com/start.

Students DO NOT need accounts to access Mystery Science. We do not allow students to sign up themselves.

To provide your students access to Mystery Science lessons and mini lessons, you provide them with *Student Links*. By clicking on the link, they will be able to view the content, with teacher materials (such as answer keys to assessments) removed.

[View a short video](#) to learn how to find *Student Links* for **full lessons**.

[View a short video](#) to learn how to find *Student Links* for **mini lessons**.

Full Lessons

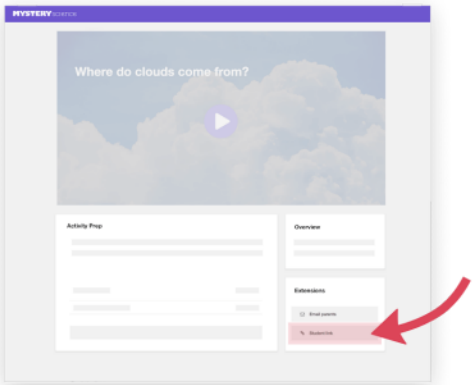

Mini-Lessons

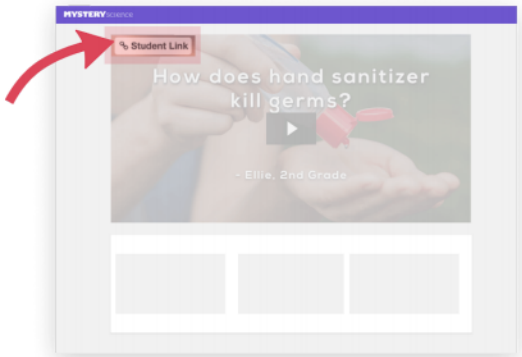

After clicking on the *Student Link* button, you'll see a pop-up with a long URL. Copy this URL to share with students; you can share the URL directly or hyperlink it.

To share via Google Classroom, Clever, or other platforms, you can hyperlink a lesson question or title to this URL. Here's how this works with Google Docs:

- Highlight the URL of the student link, and copy it (⌘ + c for Mac, Ctrl + c for PC or Chrome OS)
- In a Google Doc, type the lesson question for the lesson you want to share with your students. Highlight it, and hyperlink it (⌘ + k for Mac, Ctrl + k for PC or Chrome OS) by pasting the link.

You can then share the Google Doc via email, Google Classroom, Clever, or any other platform.

[View a short video](#) to learn how to share *Student Links*.

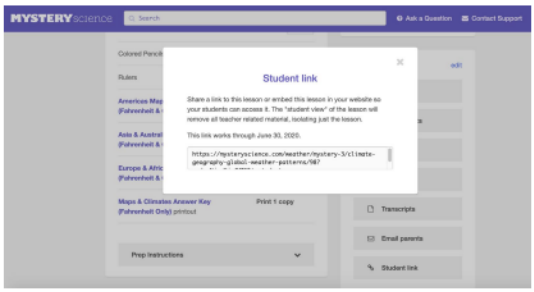

I need help using Mystery Science lessons with Google Classroom!

View this one pager to get help setting up Google Classroom, sharing links on Google Classroom and about what students see when lessons are assigned.

I want to send lesson printouts home - how can I access them easily?

Visit https://mysteryscience.com/printouts to find all the printable materials, organized by grade-level. Each PDF contains a collated set of all student printouts and assessments for the units in that grade level.

To view the Spanish version, click "View Spanish" at the top right of the document viewer.

Parent FAQ

I received a student link from my child's teacher - how does it work? What is it?

Student links allow students learning at home to access Mystery Science lessons and mini lessons. No log-in or accounts needed. Simply click the link to view the lesson.

While you can set up an account to access all lessons, if your teacher is using Mystery Science at home, we suggest you check with him or her before teaching any lessons other than the ones your teacher is sharing.

I want to use Mystery Science at home to support my child, and my teacher hasn't sent me student links. Do I need to create an account?

The fastest way to get started is this page: https://mysteryscience.com/school-closure-planning. It lists the 10-12 easiest lessons to do at home for each grade, no account or log-in needed.

For full access to all Mystery Science lessons through June, create a free account at https://mysteryscience.com/start

General Support

I'm new to Mystery Science. What kind of science activities can I expect?

Mystery Science is an online science resource, with videos, discussion questions, and hands-on activities. Each lesson starts with a question to spark students' curiosity.

We have two types of lessons:

- **Full Lessons (45-90 minutes, with hands-on activities):** Aligned to grade-level standards, easy-prep activities, videos with built-in discussion questions.
- **Mini-Lessons (5-15 minutes, all digital):** Videos answer real student questions using stunning visuals. Great for independent exploration - no adult support needed!

We've collected a sample of the easiest lessons to do from home, organized by grade-level, and put them on a single page: https://mysteryscience.com/school-closure-planning**.**

What setup is needed?

To get started, an adult user signs up for a free trial account at https://mysteryscience.com/start.

- Parents: Once your account is created, just browse and find the best lesson for your at-home student.
- Teachers: It's easy to share links with your students who are learning at home. Every lesson has a student link you can copy & paste to share in an email, Google Classroom, etc. No student accounts or log-ins are needed; students just visit the student link. Mystery Science doesn't allow student accounts nor do we collect student data.

Can I customize or edit worksheets and assessments?

Yes! You have the ability to download and edit any Mystery Science worksheet or assessment.

When you are in the worksheet or assessment, simply click the “Download & Edit” button in the top-left above the document. You will then have the ability to copy to your Google Drive or save as an editable document (either Word or Powerpoint).

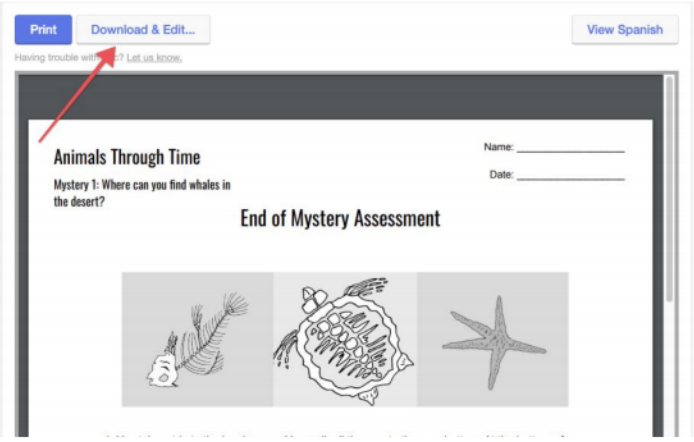

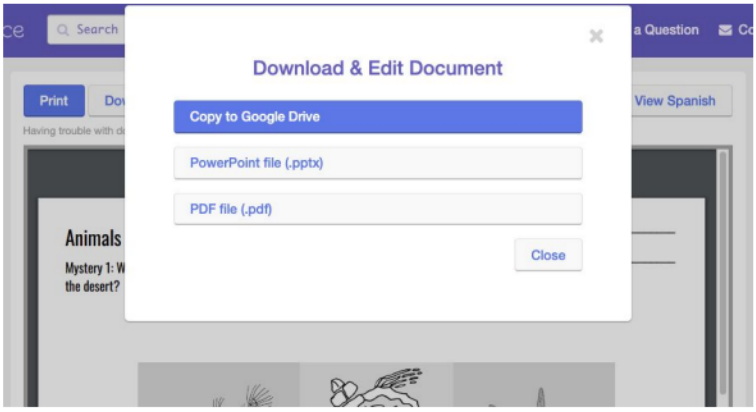

Do you offer any resources in Spanish?

While the videos are currently only available narrated in English, many Spanish resources are available:

- Worksheets and assessments in Spanish can be downloaded by clicking the “View Spanish” button.
- Lesson transcripts in Spanish are available in the “Extensions” section (if you have an account) or under the student link video.

We also have an easy-access school closures information page that features 10-12 lessons per grade-level. These lessons are the easiest lessons to do at home. The Spanish-language version of this page is accessible here: https://mysteryscience.com/cierre-de-escuela.

I’m having technical difficulties or still have questions, who can I contact to help?

We are here to help with any questions: just click on **Contact Support** in the purple bar from anywhere within Mystery Science!