

Mystery Science Alignment with Ontario Science Standards

Mystery Science - Ontario Alignment

Mystery Science aligns to the Ontario Curriculum: Science & Technology (2022). Each lesson (exploration & hands-on activity) is designed to take one hour. Extensions are available for each lesson and offer an opportunity for students to continue their science content learning. They include assessments and a curated collection of additional activity suggestions, online resources, project ideas, & readings.

Anchor Layer

If you are interested in anchoring phenomena or unit level projects, we suggest exploring our **Anchor Layer** feature.

You may click unit names to navigate directly to each unit's webpage, or click page numbers to jump to the corresponding page in this standards alignment document.

1st Grade

Life Systems	Page 3
Animal Needs	
Plant Needs	
Matter and Energy	Page 5
Sunlight & Warmth	
Earth and Space Systems	Page 6
Severe Weather	
Weather Patterns	
Day Patterns	
Night Patterns	

2nd Grade

Life Systems	Page 10
Animal Traits & Survival	
Animal Biodiversity	
Life Cycles	
Matter and Energy	Page 13
Material Properties	
Structures and Mechanisms	Page 14
Pushes & Pulls	
Earth and Space Systems	Page 15
Weather & Climate	

3rd Grade

Life Systems	Page 16
Plant Traits & Survival	
Plant Adaptations	
Plant Life Cycle & Heredity	Page 19
Matter and Energy	
Forces, Motion, & Magnets	
Earth and Space Systems	Page 20
Material Properties	
Erosion & Earth's Surface	

4th Grade

Life Systems	Page 22
Fossils, Animal Survival, & Heredity	
Ecosystems & The Food Web	
Matter and Energy	Page 26
Light, Sound, & Communication	
Sound, Waves, & Communication	
Earth and Space Systems	Page 28
Earth's Features & Processes	

5th Grade





Life Systems	Page 29
Human Body, Vision, & The Brain	
Matter and Energy	Page 30
Chemical Reactions & Properties of Matter	
Water Cycle & Earth's Systems	
Earth and Space Systems	Page 32
Energy, Energy Transfer, & Electricity	

6th Grade

Earth and Space Systems	Page 34
Stars & The Solar System	




This unit is found under Kindergarten on our site, but we recommend teaching lessons in 1st grade if you are following Ontario Standards.

Animal Needs Unit (Animal Secrets)

	Topic & Guiding Question	Student Objectives	Ontario Curriculum: Science & Technology (2022)
Lesson 1 	Animal Needs: Food Why do woodpeckers peck wood?	Students obtain information through virtual observations of different animal behaviors. They use this evidence to explain that one of the basic needs of animals is food.	Grade 1. B. Needs and Characteristics of Living Things. B2. Students will demonstrate an understanding of the basic needs and characteristics of living things, including humans.
Lesson 2 	Animal Needs: Shelter Read-Along Where do animals live?	Students obtain information through media about how different animal homes are built. They use this evidence to explain that animals need shelter.	Grade 1. B. Needs and Characteristics of Living Things. B2. Students will demonstrate an understanding of the basic needs and characteristics of living things, including humans.
Lesson 3 	Animal Needs: Safety How can you find animals in the woods?	Students obtain information through virtual observations of different animal behaviors. They use this evidence to explain that one of the basic needs of animals is shelter.	Grade 1. B. Needs and Characteristics of Living Things. B2. Students will demonstrate an understanding of the basic needs and characteristics of living things, including humans.
Lesson 4 	Animals & Changing the Environment Read-Along How do animals make their homes in the forest?	Students take a nature walk to look for evidence of animal homes.	Grade 1. B. Needs and Characteristics of Living Things. B2. Students will demonstrate an understanding of the basic needs and characteristics of living things, including humans.

This unit is found under Kindergarten on our site, but we recommend teaching lessons in 1st grade if you are following Ontario Standards.

Plant Needs Unit (Plant Secrets)

	Topic & Guiding Question	Student Objectives	Ontario Curriculum: Science & Technology (2022)
Lesson 1 	<p>✨ New! ✨</p> <p>Living & Nonliving</p> <p>Are plants alive?</p>	<p>Students make observations of plants in order to identify their needs and that they are, in fact, living things.</p>	<p>Grade 1. B. Needs and Characteristics of Living Things. B2. Students will demonstrate an understanding of the basic needs and characteristics of living things, including humans.</p>
Lesson 2 	<p>Plant Needs: Water & Light</p> <p>How do plants and trees grow?</p>	<p>Students investigate to determine the basic needs of plants. They observe to identify ways young plants resemble the parent plant and how the plant changes as it proceeds through its life cycle.</p>	<p>Grade 1. B. Needs and Characteristics of Living Things. B2. Students will demonstrate an understanding of the basic needs and characteristics of living things, including humans.</p>
Lesson 3 	<p>Animal Needs & Changing the Environment Read-Along</p> <p>Why would you want an old log in your backyard?</p>	<p>Students obtain evidence of living organisms by virtually keeping watch of a log and the living things that visit it.</p>	<p>Grade 1. B. Needs and Characteristics of Living Things. B2. Students will demonstrate an understanding of the basic needs and characteristics of living things, including humans.</p>




This unit is found under Kindergarten on our site, but we recommend teaching lessons in 1st grade if you are following Ontario Standards.

Sunlight & Warmth Unit (Sunny Skies)

	Topic & Guiding Question	Student Objectives	Ontario Curriculum: Science & Technology (2022)
Lesson 1 	Sunlight, Heat, & Earth's Surface Read-Along How could you walk barefoot across hot pavement without burning your feet?	Students make observations of the pavement heating up after being warmed by the Sun. Then, they design a solution to build a shade structure that can reduce the warming effect of sunlight.	Grade 1. C. Energy in Our Lives. C2. Students will demonstrate an understanding of how energy affects their lives, and that the Sun is the principal source of energy for Earth.
Lesson 2 	Sunlight, Warming, & Engineering How could you warm up a frozen playground?	Students carry out an investigation to test which materials can redirect the light and heat of sunlight. (*This lesson has students increase the warming effect of sunlight on an area.)	Grade 1. C. Energy in Our Lives. C2. Students will demonstrate an understanding of how energy affects their lives, and that the Sun is the principal source of energy for Earth.
Lesson 3 	Sunlight & Warmth Why does it get cold in winter?	Students construct an explanation for why marshmallows melt in one car and not in another car. Then, they conduct a virtual investigation to determine that the warmth of the Sun is the cause of the melted marshmallows.	Grade 1. C. Energy in Our Lives. C2. Students will demonstrate an understanding of how energy affects their lives, and that the Sun is the principal source of energy for Earth.




This unit is found under Kindergarten on our site, but we recommend teaching lessons in 1st grade if you are following Ontario Standards.

Severe Weather Unit (Wild Weather)





	Topic & Guiding Question	Student Objectives	Ontario Curriculum: Science & Technology (2022)
Lesson 1 	Severe Weather & Preparation Read-Along How can you get ready for a big storm?	Students obtain information of different types of severe weather to observe and describe how the weather changes during these events and what students can do to prepare and stay safe.	Grade 1. E. Daily and Seasonal Changes. E2. Students will demonstrate an understanding of daily and seasonal changes and of how living things respond to those changes.
Lesson 2 	Wind & Storms Have you ever watched a storm?	Students create a simple tool that allows them to observe how hard the wind is blowing. They use this tool to observe weather changes and describe the pattern of faster wind speeds right before a storm.	Grade 1. E. Daily and Seasonal Changes. E2. Students will demonstrate an understanding of daily and seasonal changes and of how living things respond to those changes.
Lesson 3 	Weather Conditions How many different kinds of weather are there?	Students obtain information through observations of the weather. They communicate the information by acting as weather watchers and creating drawings of the weather conditions.	Grade 1. E. Daily and Seasonal Changes. E2. Students will demonstrate an understanding of daily and seasonal changes and of how living things respond to those changes.

This unit is found under Kindergarten on our site, but we recommend teaching lessons in 1st grade if you are following Ontario Standards.




Weather Patterns Unit (Circle of Seasons)

	Topic & Guiding Question	Student Objectives	Ontario Curriculum: Science & Technology (2022)
Lesson 1 	Local Weather & Daily Patterns Read-Along How do you know what to wear for the weather?	Students track the weather daily and analyze the data by collecting, recording, and sharing their observations to observe patterns of weather changing throughout the day and from day-to-day.	Grade 1. E. Daily and Seasonal Changes. E2. Students will demonstrate an understanding of daily and seasonal changes and of how living things respond to those changes.
Lesson 2 	Seasonal Patterns What will the weather be like on your birthday?	Students evaluate information in a series of unnamed drawings of each season. They use these clues to identify characteristics of each season and describe the yearly cyclical pattern.	Grade 1. E. Daily and Seasonal Changes. E2. Students will demonstrate an understanding of daily and seasonal changes and of how living things respond to those changes.
Lesson 3 	Animals Changing Their Environment Why do birds lay eggs in the spring?	Students identify the reasons why birds lay eggs in the spring. Then, they develop a bird nest model and use this model as evidence for how animals can change the environment to meet their needs.	Grade 1. E. Daily and Seasonal Changes. E2. Students will demonstrate an understanding of daily and seasonal changes and of how living things respond to those changes.

Day Patterns Unit (Sun & Shadows)






	Topic & Guiding Question	Student Objectives	Ontario Curriculum: Science & Technology (2022)
Lesson 1 	Sun, Shadows, & Daily Patterns Could a statue's shadow move?	Students observe how shadows change as time passes, or as the Sun moves across the sky. They analyze how to move a light source to change the shape and direction of shadows, constructing an explanation of what causes a shadow to move.	Grade 1. E. Daily and Seasonal Changes. E2. Students will demonstrate an understanding of daily and seasonal changes and of how living things respond to those changes.
Lesson 2 	Sun, Shadows, & Daily Patterns Read-Along What does your shadow do when you're not looking?	Students conduct an investigation to gather information about how their shadow changes throughout the day.	Grade 1. E. Daily and Seasonal Changes. E2. Students will demonstrate an understanding of daily and seasonal changes and of how living things respond to those changes.
Lesson 3 	Sun & Daily Patterns How can the Sun help you if you're lost?	Students develop a Sun Finder, a model of the Sun's movement across the sky. They use this model to reason about how the Sun can help guide them during the day.	Grade 1. E. Daily and Seasonal Changes. E2. Students will demonstrate an understanding of daily and seasonal changes and of how living things respond to those changes.
Lesson 4 	Daylight & Seasonal Patterns Read-Along Why do you have to go to bed early in the summer?	Students obtain information about the seasonal patterns of sunrise and sunset.	Grade 1. E. Daily and Seasonal Changes. E2. Students will demonstrate an understanding of daily and seasonal changes and of how living things respond to those changes.

Night Patterns Unit (Moon & Stars)





	Topic & Guiding Question	Student Objectives	Ontario Curriculum: Science & Technology (2022)
Lesson 1 	<p>🌟 New! 🌟</p> <p>Moon Phases & Patterns</p> <p>When can you see the full moon?</p>	<p>Students record observations of the Moon's shape using a series of photos collected over the course of four weeks. Using this information, students discover that the Moon follows a cyclical pattern, which they can use to predict when a full moon will appear.</p>	<p>Grade 1. E. Daily and Seasonal Changes. E2. Students will demonstrate an understanding of daily and seasonal changes and of how living things respond to those changes.</p>
Lesson 2 	<p>Stars & Daily Patterns</p> <p>Why do stars come out at night?</p>	<p>Students develop and use a model of the Big Dipper in the night sky. After conducting a simple investigation, students construct an explanation for why stars are only visible in the night sky.</p>	<p>Grade 1. E. Daily and Seasonal Changes. E2. Students will demonstrate an understanding of daily and seasonal changes and of how living things respond to those changes.</p>
Lesson 3 	<p>Stars & Seasonal Patterns Read-Along</p> <p>How can stars help you if you get lost?</p>	<p>Students observe that groups of stars in the sky form a pattern: constellations. Even though the Big Dipper changes its spot in the sky in different seasons, it always points to the North Star.</p>	<p>Grade 1. E. Daily and Seasonal Changes. E2. Students will demonstrate an understanding of daily and seasonal changes and of how living things respond to those changes.</p>

This unit is found under 1st grade on our site, but we recommend teaching lessons in 2nd grade if you are following Ontario Standards.

Animal Traits & Survival Unit (Animal Superpowers)




	Topic & Guiding Question	Student Objectives	Ontario Curriculum: Science & Technology (2022)
Lesson 1 	<p>✨New!✨</p> <p>Parent & Offspring Traits</p> <p>How can you help a lost baby animal find its parents?</p>	<p>Students observe the traits of adult and baby animals in order to construct an explanation that most young animals are like, but not exactly like, their parents.</p>	<p>Grade 2. B. Growth and Changes in Animals. B2. Students will demonstrate an understanding that animals grow and change and have distinct characteristics.</p>
Lesson 2 	<p>Animal Structures & Survival</p> <p>Why do birds have beaks?</p>	<p>Students investigate how different bird beaks are well suited for eating different kinds of food. They explain which beak would help a particular bird survive in a particular environment.</p>	<p>Grade 2. B. Growth and Changes in Animals. B2. Students will demonstrate an understanding that animals grow and change and have distinct characteristics.</p>
Lesson 3 	<p>Animal Behavior & Offspring Survival Read-Along</p> <p>Why do baby ducks follow their mother?</p>	<p>Students obtain information about the behaviors of animal parents that help their offspring survive.</p>	<p>Grade 2. B. Growth and Changes in Animals. B2. Students will demonstrate an understanding that animals grow and change and have distinct characteristics.</p>
Lesson 4 	<p>Camouflage & Animal Survival</p> <p>Why are polar bears white?</p>	<p>Students use observations of animal parents and their offspring to construct an explanation about young plants and animals being similar, but not identical, to their parents.</p>	<p>Grade 2. B. Growth and Changes in Animals. B2. Students will demonstrate an understanding that animals grow and change and have distinct characteristics.</p>
Lesson 5 	<p>Inheritance & Variation of Traits Read-Along</p> <p>Why do family members look alike?</p>	<p>Students identify parts of plants such as roots, branches, and leaves. They evaluate these plant parts and apply that information to design an umbrella that won't blow down in the wind.</p>	<p>Grade 2. B. Growth and Changes in Animals. B2. Students will demonstrate an understanding that animals grow and change and have distinct characteristics.</p>

Animal Biodiversity Unit (Animal Adventures)







	Topic & Guiding Question	Student Objectives	Ontario Curriculum: Science & Technology (2022)
Lesson 1 	Biodiversity & Classification How many different kinds of animals are there?	Students observe the traits of different animals and use that information to organize them into groups based on their characteristics.	Grade 2. B. Growth and Changes in Animals. B2. Students will demonstrate an understanding that animals grow and change and have distinct characteristics.
Lesson 2 	Habitat Diversity Why would a wild animal visit a playground?	Students observe animals, plants, and the physical characteristics of two different habitats. They collect and analyze data to compare the biodiversity between the two habitats.	Grade 2. B. Growth and Changes in Animals. B2. Students will demonstrate an understanding that animals grow and change and have distinct characteristics.
Lesson 3 	Biodiversity, Habitats, & Species Why do frogs say “ribbit”?	Students identify frogs based on their unique calls and use that information to determine the level of frog species diversity within multiple habitats.	Grade 2. B. Growth and Changes in Animals. B2. Students will demonstrate an understanding that animals grow and change and have distinct characteristics.
Lesson 4 	Biodiversity & Engineering How could you get more birds to visit a bird feeder?	Students investigate which kinds of birds are likely to visit a bird feeder based on what they eat and design and build a prototype bird feeder that attracts a specific type of bird.	Grade 2. B. Growth and Changes in Animals. B2. Students will demonstrate an understanding that animals grow and change and have distinct characteristics.

This unit is found under 3rd grade on our site, but we recommend teaching lessons in 2nd grade if you are following Ontario Standards.

Life Cycles Unit (Circle of Life)







	Topic & Guiding Question	Student Objectives	Ontario Curriculum: Science & Technology (2022)
Lesson 1 	<p>✨ New ✨</p> <p>Animal Life Cycles</p> <p>How is your life like an alligator's life?</p>	<p>Students create models of several different animal life cycles and compare them to one another. They use these models to discover the pattern that all animals are born, grow, can have babies, and eventually die.</p>	<p>Grade 2. B. Growth and Changes in Animals. B2. Students will demonstrate an understanding that animals grow and change and have distinct characteristics.</p>
Lesson 2 	<p>Environmental Change & Engineering</p> <p>What's the best way to get rid of mosquitoes?</p>	<p>Students obtain and evaluate information about mosquitoes from different sources. They analyze and interpret information about the mosquito life cycle to reduce the number of mosquitoes that live in a certain area.</p>	<p>Grade 2. B. Growth and Changes in Animals. B2. Students will demonstrate an understanding that animals grow and change and have distinct characteristics.</p>
Lesson 3 	<p>Plant Life Cycles</p> <p>Why are there so many different kinds of flowers?</p>	<p>stages of the plant life cycle. After playing the game students use the model to show how changes to one part of the life cycle affect all other stages.</p>	<p>Grade 3. Growth and Changes in Plants. B2. Students will demonstrate an understanding of characteristics and uses of plants and of plants' responses to the natural environment.</p>

Material Properties Unit (Material Magic)

	Topic & Guiding Question	Student Objectives	Ontario Curriculum: Science & Technology (2022)
Lesson 1 	Materials, Properties, & Engineering Why do we wear clothes?	Students investigate different material properties, such as flexibility and absorbency, and use those properties to design and build a hat that protects them from the sun.	Grade 2. C. Properties of Liquids and Solids. C2. Students will demonstrate an understanding of the properties and physical changes of liquids and solids.
Lesson 2 	Classify Materials, Insulators, and Properties Can you really fry an egg on a hot sidewalk?	Students conduct an investigation of conductors and insulators in order to determine which are best suited for allowing people to handle hot items.	Grade 2. C. Properties of Liquids and Solids. C2. Students will demonstrate an understanding of the properties and physical changes of liquids and solids.
Lesson 3 	Heating, Cooling, & Phases of Matter Why are so many toys made out of plastic?	Student conduct an investigation of different materials in order to determine which are most and least easily melted.	Grade 2. C. Properties of Liquids and Solids. C2. Students will demonstrate an understanding of the properties and physical changes of liquids and solids.
Lesson 4 	Inventions & Engineering What materials might be invented in the future?	Students design a new invention that takes advantage of the unique properties of a futuristic material.	Grade 2. C. Properties of Liquids and Solids. C2. Students will demonstrate an understanding of the properties and physical changes of liquids and solids.
Lesson 5 	Although this appears on our site, we recommend teaching this in 3rd grade if following Ontario Standards. Could you build a house out of paper?		
		Students create a structure out of paper can be disassembled and rebuilt in new ways.	stability as they relate to structures with various forms and functions, and of the factors that affect structures' strength and stability.
Lesson 6 	Although this appears on our site, we recommend teaching this in 3rd grade if following Ontario Standards. Soil Properties How do you build a city out of mud?		
		Students create three different soil models. They use this information to determine which type of soil has the properties that will result in the best mud that can be used to build a house.	Grade 3. Soils in the Environment. E2. Students will demonstrate an understanding of the composition of soils, of different types of soils, and of processes and practices that can affect the health of soil.






This unit is found under Kindergarten on our site, but we recommend teaching lessons in 2nd grade if you are following Ontario Standards.

Pushes & Pulls Unit (Force Olympics)

	Topic & Guiding Question	Student Objectives	Ontario Curriculum: Science & Technology (2022)
Lesson 1 	Pushes & Pulls What's the biggest excavator?	Students observe different machines and use those observations as evidence for why machines make work easier.	Grade 2. D. Simple Machines and Movement. D2. Students will demonstrate an understanding of movement and ways in which simple machines help to move objects.
Lesson 2 	Pushes, Pulls, & "Work Words" Read-Along Why do builders need so many big machines?	Students observe construction equipment being used in different ways to move objects.	Grade 2. D. Simple Machines and Movement. D2. Students will demonstrate an understanding of movement and ways in which simple machines help to move objects.
Lesson 3 	Motion, Speed, & Strength How can you knock down a wall made of concrete?	Students carry out an investigation to determine how far back they should pull a model wrecking ball to knock down a wall, but not the houses behind it.	Grade 2. D. Simple Machines and Movement. D2. Students will demonstrate an understanding of movement and ways in which simple machines help to move objects.
Lesson 4 	Speed & Direction of Force Read-Along How can you knock down the most bowling pins?	Students play a game of bumper bowling to observe the way that objects can move in straight lines, zigzags, and back and forth.	Grade 2. D. Simple Machines and Movement. D2. Students will demonstrate an understanding of movement and ways in which simple machines help to move objects.
Lesson 5 	Direction of Motion & Engineering How can we protect a mountain town from falling rocks?	Students conduct an investigation of how to protect a town from a falling boulder. They design a solution to safely guide the direction of the boulder away from the town.	Grade 2. D. Simple Machines and Movement. D2. Students will demonstrate an understanding of movement and ways in which simple machines help to move objects.
Lesson 6 	Forces & Engineering Read-Along How could you invent a trap?	Students define a problem they would like to solve and then design a solution using what they know about the locations of objects and how they can move.	Grade 2. D. Simple Machines and Movement. D2. Students will demonstrate an understanding of movement and ways in which simple machines help to move objects.




This unit is found under 3rd grade on our site, but we recommend teaching lessons in 2nd grade if you are following Ontario Standards.

Weather & Climate Unit (Stormy Skies)

	Topic & Guiding Question	Student Objectives	Ontario Curriculum: Science & Technology (2022)
Lesson 1 	Water Cycle & Phases of Matter Where do clouds come from?	Students obtain and combine information that water can change from liquid to gas, but that it is always made of tiny drops. Clouds are made of water that has evaporated.	Grade 2. E. Air and Water in the Environment. E2. Students will demonstrate an understanding of the properties of air and water, including water in various states, and of ways in which living things depend on air and water for their survival.
Lesson 2 	Local Weather Patterns & Weather Prediction How can we predict when it's going to storm?	Students make observations of clouds and develop a tool to make predictions about what kind of weather might happen next.	Grade 2. E. Air and Water in the Environment. E2. Students will demonstrate an understanding of the properties of air and water, including water in various states, and of ways in which living things depend on air and water for their survival.
Lesson 3 	✨New ✨ Seasonal Weather Patterns Where's the best place to build a snow fort?	Students gather winter temperature data from three different towns. They represent the data in a table to compare the weather and decide which town is the best candidate to host a snow fort festival in future years.	Grade 2. E. Air and Water in the Environment. E2. Students will demonstrate an understanding of the properties of air and water, including water in various states, and of ways in which living things depend on air and water for their survival.
Lesson 4 	Climate, Geography, & Global Weather Patterns Why are some places always hot?	Students obtain and combine information to describe the different climate regions of the world.	Grade 2. E. Air and Water in the Environment. E2. Students will demonstrate an understanding of the properties of air and water, including water in various states, and of ways in which living things depend on air and water for their survival.
Lesson 5 	Natural Hazards & Engineering How can you keep a house from blowing away in a windstorm?	Students design and build solutions that reduce the hazards associated with strong winds that could damage buildings.	Grade 2. E. Air and Water in the Environment. E2. Students will demonstrate an understanding of the properties of air and water, including water in various states, and of ways in which living things depend on air and water for their survival.








This unit is found under 1st grade on our site, but we recommend teaching lessons in 3rd grade if you are following Ontario Standards.

Plant Traits & Survival Unit (Plant Superpowers)





	Topic & Guiding Question	Student Objectives	Ontario Curriculum: Science & Technology (2022)
Lesson 1 	<p>✨ New! ✨</p> <p>Plant Traits & Offspring</p> <p>What will a baby plant look like when it grows up?</p>	<p>Students observe seedlings and adult plants and use their observations to identify the pattern that young plants are similar to their parent plants.</p>	<p>Grade 3. B. Growth and Changes in Plants. B2. Students will demonstrate an understanding of characteristics and uses of plants and of plants' responses to the natural environment.</p>
Lesson 2 	<p>Plant Survival & Engineering</p> <p>Why don't trees blow down in the wind?</p>	<p>Students learn how plants respond to light. They conduct an investigation to compare how the parts of a plant respond to light.</p>	<p>Grade 3. B. Growth and Changes in Plants. B2. Students will demonstrate an understanding of characteristics and uses of plants and of plants' responses to the natural environment.</p>
Lesson 3 	<p>Plant Movement & Survival Read-Along</p> <p>What do sunflowers do when you're not looking?</p>	<p>Students learn how plants respond to light. They conduct an investigation to compare how the parts of a plant respond to light.</p>	<p>Grade 3. B. Growth and Changes in Plants. B2. Students will demonstrate an understanding of characteristics and uses of plants and of plants' responses to the natural environment.</p>

This unit is found under 2nd grade on our site, but we recommend teaching lessons in 3rd grade if you are following Ontario Standards.


Plant Adaptations Unit (Plant Adventures)

	Topic & Guiding Question	Student Objectives	Ontario Curriculum: Science & Technology (2022)
Lesson 1 	<p>🌟 New! 🌟</p> <p>Seed Dispersal</p> <p>How did a tree travel halfway around the world?</p>	<p>Students develop physical models of seed structures. They observe how structure affects the seed's function in dispersing away from the tree.</p>	<p>Grade 3. B. Growth and Changes in Plants. B2. Students will demonstrate an understanding of characteristics and uses of plants and of plants' responses to the natural environment.</p>
	<p>Coming soon!</p> <p>Summer 2023</p>	<p>A new lesson is in the works!</p>	<p>Grade 3. B. Growth and Changes in Plants. B2. Students will demonstrate an understanding of characteristics and uses of plants and of plants' responses to the natural environment.</p>
Lesson 2 	<p>Water, Sunlight, & Plant Growth</p> <p>Could a plant survive without light?</p>	<p>Students conduct an investigation to determine that plants need water and light to grow.</p>	<p>Grade 3. B. Growth and Changes in Plants. B2. Students will demonstrate an understanding of characteristics and uses of plants and of plants' responses to the natural environment.</p>
	<p>Coming soon!</p> <p>Summer 2023</p>	<p>A new lesson is in the works!</p>	<p>Grade 3. B. Growth and Changes in Plants. B2. Students will demonstrate an understanding of characteristics and uses of plants and of plants' responses to the natural environment.</p>
Lesson 3 	<p>☁️ Lesson Sunset Summer '23 ☁️</p> <p>Light, Leaves, & Competition</p> <p>Why do trees grow so tall?</p>	<p>Students observe that plants require light in order to fully grow and be healthy.</p>	<p>Grade 3. B. Growth and Changes in Plants. B2. Students will demonstrate an understanding of characteristics and uses of plants and of plants' responses to the natural environment.</p>
Lesson 4 	<p>☁️ Lesson Sunset Summer '23 ☁️</p> <p>Adaptations & Habitat</p> <p>Should you water a cactus?</p>	<p>Students observe that different plants require different amounts of light and water.</p>	<p>Grade 3. B. Growth and Changes in Plants. B2. Students will demonstrate an understanding of characteristics and uses of plants and of plants' responses to the natural environment.</p>
Lesson 5 	<p>☁️ Lesson Sunset Summer '23 ☁️</p> <p>Adaptations & Habitat</p> <p>Where do plants grow best?</p>	<p>Students practice thinking like gardeners, considering what plants need and how a simple habitat can change over time.</p>	<p>Grade 3. B. Growth and Changes in Plants. B2. Students will demonstrate an understanding of characteristics and uses of plants and of plants' responses to the natural environment.</p>






Plant Life Cycle & Heredity Unit (Power of Flowers)

	Topic & Guiding Question	Student Objectives	Ontario Curriculum: Science & Technology (2022)
Lesson 1 	Pollination & Plant Reproduction Why do plants grow flowers?	Students model the structure and function of flower parts that are responsible for creating seeds.	Grade 3. B. Growth and Changes in Plants. B2. Students will demonstrate an understanding of characteristics and uses of plants and of plants' responses to the natural environment.
Lesson 2 	Seed Dispersal & Plant Life Cycle Why do plants give us fruit?	Students explore the function of fruits in plants and practice classification.	Grade 3. B. Growth and Changes in Plants. B2. Students will demonstrate an understanding of characteristics and uses of plants and of plants' responses to the natural environment.
Lesson 3 	Trait Variation, Inheritance, & Artificial Selection Why are some apples red and some green?	Students explore how human beings have developed fruits with specific traits through selection.	Grade 4. B. Life Systems. B2. Students will demonstrate an understanding of habitats and communities and of interrelationships among the organisms that live in them.
Lesson 4 	Artificial Selection How could you make the biggest fruit in the world?	Students have modified plants based on our knowledge of how plants change from generation to generation.	Grade 4. B. Life Systems. B2. Students will demonstrate an understanding of habitats and communities and of interrelationships among the organisms that live in them.

Life Cycles Unit (Circle of Life)







	Topic & Guiding Question	Student Objectives	Ontario Curriculum: Science & Technology (2022)
Lesson 3 	<p>🌟 New 🌟</p> Plant Life Cycles Why are there so many different kinds of flowers?	Students play a game that models the stages of the plant life cycle. After playing the game students use the model to show how changes to one part of the life cycle affect all other stages.	Grade 3. B. Growth and Changes in Plants. B2. Students will demonstrate an understanding of characteristics and uses of plants and of plants' responses to the natural environment.

Forces, Motion, & Magnets Unit (Invisible Forces)

	Topic & Guiding Question	Student Objectives	Ontario Curriculum: Science & Technology (2022)
Lesson 1 	Balanced & Unbalanced Forces How could you win a tug-of-war against a bunch of adults?	Students develop a mental model of the nature of forces and motion and use that model to explain the behavior of an elastic jumper.	Grade 3. C. Forces and Motion. C2. Students will demonstrate an understanding of how forces cause motion and changes in motion.
Lesson 2 	Balanced Forces & Engineering What makes bridges so strong?	Students develop and design a bridge to be as strong as possible while working with limited materials.	Grade 3. D. Strong and Stable Structures. D2. Students will demonstrate an understanding of the concepts of strength and stability as they relate to structures with various forms and functions, and of the factors that affect structures' strength and stability.
Lesson 3 	✂ Revision Coming Summer '23 ✂ Friction & Pattern of Motion How can you go faster down a slide?	Students plan and carry out investigations of the behaviors of different materials as they slide past one another.	Grade 3. C. Forces and Motion. C2. Students will demonstrate an understanding of how forces cause motion and changes in motion.
Lesson 4 	Magnets & Forces What can magnets do?	Students investigate the properties of magnets and the fact that they exert forces that act at a distance.	Grade 3. C. Forces and Motion. C2. Students will demonstrate an understanding of how forces cause motion and changes in motion.
Lesson 5 	Magnets & Engineering How can you unlock a door using a magnet?	Students investigate magnetic attraction and repulsion, and design a magnetic lock in the hands-on activity.	Grade 3. C. Forces and Motion. C2. Students will demonstrate an understanding of how forces cause motion and changes in motion.






This unit is found under 2nd grade on our site, but we recommend teaching lessons in 3rd grade if you are following Ontario Standards.

Material Properties Unit (Material Magic)

	Topic & Guiding Question	Student Objectives	Ontario Curriculum: Science & Technology (2022)
Lesson 1 	<p>Although this appears on our site, we recommend teaching this in 2nd grade if following Ontario Standards.</p> <p>Materials, Properties, & Engineering</p> <p>Why do we wear clothes?</p>	<p>properties, such as flexibility and absorbency, and use those properties to design and build a hat that protects them from the sun.</p>	<p>Grade 2. Properties of Liquids and Solids. C2. Students will demonstrate an understanding of the properties and physical changes of liquids and solids.</p>
Lesson 2 	<p>Although this appears on our site, we recommend teaching this in 2nd grade if following Ontario Standards.</p> <p>Can you really fry an egg on a hot sidewalk?</p>	<p>conductors and insulators in order to determine which are best suited for allowing people to handle hot items.</p>	<p>demonstrate an understanding of the properties and physical changes of liquids and solids.</p>
Lesson 3 	<p>Although this appears on our site, we recommend teaching this in 2nd grade if following Ontario Standards.</p> <p>Why are so many toys made out of plastic?</p>	<p>student conduct an investigation of different materials in order to determine which are most and least easily melted.</p>	<p>Grade 2. Properties of Liquids and Solids. C2. Students will demonstrate an understanding of the properties and physical changes of liquids and solids.</p>
Lesson 4 	<p>Although this appears on our site, we recommend teaching this in 2nd grade if following Ontario Standards.</p> <p>What materials might be invented in the future?</p>	<p>takes advantage of the unique properties of a futuristic material.</p>	<p>demonstrate an understanding of the properties and physical changes of liquids and solids.</p>
Lesson 5 	<p>Materials, Properties, & Engineering</p> <p>Could you build a house out of paper?</p>	<p>Students construct an evidence-based account of how a structure built of paper can be disassembled and rebuilt in new ways.</p>	<p>Grade 3. D. Strong and Stable Structures. D2. Students will demonstrate an understanding of the concepts of strength and stability as they relate to structures with various forms and functions, and of the factors that affect structures' strength and stability.</p>
Lesson 6 	<p>✨ New ✨</p> <p>Soil Properties</p> <p>How do you build a city out of mud?</p>	<p>Students conduct an investigation where they examine three different soil models. They use this information to determine which type of soil has the properties that will result in the best mud that can be used to build a house.</p>	<p>Grade 3. E. Soils in the Environment. E2. Students will demonstrate an understanding of the composition of soils, of different types of soils, and of processes and practices that can affect the health of soil.</p>





This unit is found under 2nd grade on our site, but we recommend teaching lessons in 3rd grade if you are following Ontario Standards.

Erosion & Earth's Surface Unit (Work of Water)

	Topic & Guiding Question	Student Objectives	Ontario Curriculum: Science & Technology (2022)
Lesson 1 	Mapping & Earth's Surface Features If you floated down a river, where would you end up?	Students develop a model of the Earth's surface and use it to discover an important principle about how rivers work: rivers flow downhill, from high places to low places.	Foundational for Grade 3. E. Soils in the Environment. E2. Students will demonstrate an understanding of the composition of soils, of different types of soils, and of processes and practices that can affect the health of soil.
Lesson 2 	Rocks, Sand, & Erosion Why is there sand at the beach?	Students investigate the effects of rocks tumbling in a river. Based on their observations, they construct an explanation for why rocks on the top of mountains are much bigger than the sand at the beach.	Grade 3. E. Soils in the Environment. E2. Students will demonstrate an understanding of the composition of soils, of different types of soils, and of processes and practices that can affect the health of soil.
Lesson 3 	Mapping & Severe Weather Where do flash floods happen?	Students use a model (i.e. a map) to examine the different factors, including the shapes and kinds of land, that contribute to flash floods. They use this to predict where flash floods are most likely to happen.	Grade 3. E. Soils in the Environment. E2. Students will demonstrate an understanding of the composition of soils, of different types of soils, and of processes and practices that can affect the health of soil.
Lesson 4 	Erosion, Earth's Surface, & Landforms What's strong enough to make a canyon?	Students create a model landform and investigate how some Earth events can occur quickly, while others occur slowly.	Grade 3. E. Soils in the Environment. E2. Students will demonstrate an understanding of the composition of soils, of different types of soils, and of processes and practices that can affect the health of soil.
Lesson 5 	Erosion & Engineering How can you stop a landslide?	Students compare multiple solutions for preventing erosion.	Grade 3. E. Soils in the Environment. E2. Students will demonstrate an understanding of the composition of soils, of different types of soils, and of processes and practices that can affect the health of soil.

This unit is found under 3rd grade on our site, but we recommend teaching lessons in 4th grade if you are following Ontario Standards.




Fossils, Animal Survival, & Heredity Unit (Animals Through Time)

	Topic & Guiding Question	Student Objectives	Ontario Curriculum: Science & Technology (2022)
Lesson 1 	Habitats, Fossils, & Environments Over Time Where can you find whales in a desert?	Students explore the idea that the rock under our feet sometimes contains fossils, and investigate how these fossils reveal changes in habitats through time.	Grade 4. B. Habitats and Communities. B2. Students will demonstrate an understanding of habitats and communities and of interrelationships among the organisms that live in them.
Lesson 2 	✂ Revision Coming Summer '23 ✂ Fossil Evidence & Classification How do we know what dinosaurs looked like?	Students learn how we can infer what the outside of an animal looked like by using clues about their skeleton.	Grade 4. B. Habitats and Communities. B2. Students will demonstrate an understanding of habitats and communities and of interrelationships among the organisms that live in them.
Lesson 3 	Fossil Evidence, Trace Fossils, & Animal Behavior Can you outrun a dinosaur?	Students learn how fossilized animal tracks can tell us a great deal about the animals that left them.	Grade 4. B. Habitats and Communities. B2. Students will demonstrate an understanding of habitats and communities and of interrelationships among the organisms that live in them.
Lesson 4 	Trait Variation, Inheritance, & Artificial Selection What kinds of animals might there be in the future?	Students analyze the traits of parent dogs and their offspring, constructing an explanation about which traits a puppy gets from each parent.	Grade 4. B. Habitats and Communities. B2. Students will demonstrate an understanding of habitats and communities and of interrelationships among the organisms that live in them.





Fossils, Animal Survival, & Heredity Unit continues on the next page

This unit is found under 3rd grade on our site, but we recommend teaching lessons in 4th grade if you are following Ontario Standards.

Fossils, Animal Survival, & Heredity Unit (Animals Through Time)





	Topic & Guiding Question	Student Objectives	Ontario Curriculum: Science & Technology (2022)
Lesson 5 	Trait Variation, Natural Selection, & Survival Can selection happen without people?	Students compare the structures of lizards that live on an island. They simulate multiple generations of these lizards, and analyze and interpret the data to understand how these structures aid in their survival.	Grade 4. B. Habitats and Communities. B2. Students will demonstrate an understanding of habitats and communities and of interrelationships among the organisms that live in them.
Lesson 6 	Animal Groups & Survival Why do dogs wag their tails?	Students observe animals that live in groups in order to obtain, evaluate, and communicate information about animal social behavior. Students use evidence to show how animals form groups to help them survive.	Grade 4. B. Habitats and Communities. B2. Students will demonstrate an understanding of habitats and communities and of interrelationships among the organisms that live in them.
Lesson 7 	Traits & Environmental Variation How long can people (and animals) survive in outer space?	Students measure and compare their own physical traits (arm strength, balance, and height) and analyze the information to construct an explanation for how the environment can influence traits.	Grade 4. B. Habitats and Communities. B2. Students will demonstrate an understanding of habitats and communities and of interrelationships among the organisms that live in them.

Plant Life Cycle & Heredity Unit (Power of Flowers)

	Topic & Guiding Question	Student Objectives	Ontario Curriculum: Science & Technology (2022)
Lesson 3 	 Lesson Sunset Summer '23  Trait Variation, Inheritance, & Artificial Selection Why are some apples red and some green?	<i>Students explore how human beings have developed fruits with specific traits through selection.</i>	Grade 4. B. Habitats and Communities. B2. Students will demonstrate an understanding of habitats and communities and of interrelationships among the organisms that live in them.
Lesson 4 	Trait Variation, Inheritance, & Artificial Selection How could you make the biggest fruit in the world?	Students investigate how human beings have modified plants based on our knowledge of how plants change from generation to generation.	Grade 4. B. Habitats and Communities. B2. Students will demonstrate an understanding of habitats and communities and of interrelationships among the organisms that live in them.

This unit is found under 5th grade on our site, but we recommend teaching lessons in 4th grade if you are following Ontario Standards.




Ecosystems & The Food Web Unit (Web of Life)

	Topic & Guiding Question	Student Objectives	Ontario Curriculum: Science & Technology (2022)
Lesson 1 	Food Chains, Predators, Herbivores & Carnivores Why would a hawk move to New York City?	Students construct models of food chains by linking cards discovering that different interrelationships exist between organisms.	Grade 4. B. Habitats and Communities. B2. Students will demonstrate an understanding of habitats and communities and of interrelationships among the organisms that live in them.
Lesson 2 	Plant Needs: Air & Water What do plants eat?	Students conduct an investigation and interpret data and figure out that water and air account for a plant's weight.	Grade 4. B. Habitats and Communities. B2. Students will demonstrate an understanding of habitats and communities and of interrelationships among the organisms that live in them.
Lesson 3 	Decomposers & Matter Cycle Where do fallen leaves go?	Students conduct an investigation to test how mold grows under different conditions to decompose food. Students realize that decomposers, like mold, break down and consume dead plant material.	Grade 4. B. Habitats and Communities. B2. Students will demonstrate an understanding of habitats and communities and of interrelationships among the organisms that live in them.
Lesson 4 	Decomposers, Nutrients, & Matter Cycle Do worms really eat dirt?	Students make observations of worms to realize that worms act as decomposers to eat dead matter in an ecosystem and cycle nutrients into the soil.	Grade 4. B. Habitats and Communities. B2. Students will demonstrate an understanding of habitats and communities and of interrelationships among the organisms that live in them.

Ecosystems & The Food Web Unit continues on the next page







This unit is found under 5th Grade on our site, but we recommend teaching lessons in 4th grade if you are following Ontario Standards.

Ecosystems & The Food Web Unit (Web of Life)

	Topic & Guiding Question	Student Objectives	Ontario Curriculum: Science & Technology (2022)
Lesson 5 	Ecosystems & Matter Cycle Why do you have to clean a fish tank but not a pond?	Students develop a model of a pond ecosystem and realize that interrelationships exist between decomposers, plants, and animals. Students discover that each organism must be in balance for the pond ecosystem to function.	Grade 4. B. Habitats and Communities. B2. Students will demonstrate an understanding of habitats and communities and of interrelationships among the organisms that live in them.
Lesson 6 	✨ New ✨ Protecting Environments How can we protect Earth's environments?	In this lesson, students learn about what happens in unbalanced ecosystems and how that can lead to an overabundance of algae and harmful algal blooms. In the activity, Bloom Busters, students play a game in which they obtain and combine science ideas in order to help a community respond to and prevent harmful algal blooms.	Grade 4. B. Habitats and Communities. B2. Students will demonstrate an understanding of habitats and communities and of interrelationships among the organisms that live in them.
Lesson 7 	Food Webs & Flow of Energy Why did the dinosaurs go extinct?	Students develop a model of a dinosaur food web. Students realize that blocking the sun's energy would have disastrous effects on the organisms that rely on this energy in the food web and cause the extinction of some entire species.	Grade 4. B. Habitats and Communities. B2. Students will demonstrate an understanding of habitats and communities and of interrelationships among the organisms that live in them.




This unit is found under 1st grade on our site, but we recommend teaching lessons in 4th grade if you are following Ontario Standards.

Light, Sound, & Communication Unit (Lights & Sounds)






	Topic & Guiding Question	Student Objectives	Ontario Curriculum: Science & Technology (2022)
Lesson 1 	Sounds & Vibrations How do they make silly sounds in cartoons?	Students explore how to make different sounds with everyday objects. They construct an explanation that objects vibrate when they make a sound, and if the vibration stops, the sound stops.	Grade 4. C. Light and Sound. C2. Students will demonstrate an understanding of light and sound as forms of energy that have specific characteristics and properties.
Lesson 2 	Sounds & Vibrations Read-Along Where do sounds come from?	Students create three different sound makers and construct an explanation about where the vibrations are happening in each sound experiment.	Grade 4. C. Light and Sound. C2. Students will demonstrate an understanding of light and sound as forms of energy that have specific characteristics and properties.
Lesson 3 	Light, Materials, Transparent & Opaque What if there were no windows?	Students investigate the properties of different materials that they can and cannot see through. Then they create a stained glass window using tissue paper to explore how materials interact with light.	Grade 4. C. Light and Sound. C2. Students will demonstrate an understanding of light and sound as forms of energy that have specific characteristics and properties.
Lesson 4 	Light & Illumination Read-Along Can you see in the dark?	Students look inside a completely dark box to determine if they can see the shape of the object inside. They allow more light into the box to illuminate the object and allow them to see it. Students use their observations explain that objects need light to be seen.	Grade 4. C. Light and Sound. C2. Students will demonstrate an understanding of light and sound as forms of energy that have specific characteristics and properties.
Lesson 5 	Light, Communication, & Engineering How could you send a secret message to someone far away?	Students are presented with the problem that they need to send a message at night, without using noise. They design a solution to create a color-coded message system and communicate with light signals.	Grade 4. C. Light and Sound. C2. Students will demonstrate an understanding of light and sound as forms of energy that have specific characteristics and properties.
Lesson 6 	Lights, Sounds, & Communication Read-Along How do boats find their way in the fog?	Students obtain information about light and sound signals. They analyze different sounds with eyes closed to determine which type of sound they hear.	Grade 4. C. Light and Sound. C2. Students will demonstrate an understanding of light and sound as forms of energy that have specific characteristics and properties.

This unit was developed for 1st grade so may need adjustments for teaching in 4th grade.

Sound, Waves, & Communication Unit (Waves of Sound)





	Topic & Guiding Question	Student Objectives	Ontario Curriculum: Science & Technology (2022)
	Coming soon! Spring 2023	A new lesson is in the works!	Grade 4. C. Light and Sound. C2. Students will demonstrate an understanding of light and sound as forms of energy that have specific characteristics and properties.
Lesson 1 	Sound, Vibration, & Engineering How far can a whisper travel?	Students investigate sound energy using paper cup telephones. Students figure out that sound is a vibration that can travel through a medium.	Grade 4. C. Light and Sound. C2. Students will demonstrate an understanding of light and sound as forms of energy that have specific characteristics and properties.
Lesson 2 	Sound & Vibrations What would happen if you screamed in outer space?	Students construct a model of sound vibrations to explain how air is a medium that sound vibrations travel through.	Grade 4. C. Light and Sound. C2. Students will demonstrate an understanding of light and sound as forms of energy that have specific characteristics and properties.
Lesson 3 	Sound Waves & Wavelength Why are some sounds high and some sounds low?	Students make observations of vibrations and sound waves to discover that high pitch sounds vibrate faster and have short wavelengths and low pitch sounds vibrate slower and have long wavelengths.	Grade 4. C. Light and Sound. C2. Students will demonstrate an understanding of light and sound as forms of energy that have specific characteristics and properties.

Earth's Features & Processes Unit (The Birth of Rocks)

	Topic & Guiding Question	Student Objectives	Ontario Curriculum: Science & Technology (2022)
Lesson 1 	Volcanoes & Patterns of Earth's Features Could a volcano pop up where you live?	Students use coordinates to develop a map of volcanoes to discover a pattern of where volcanoes exist on Earth. Students identify the pattern of volcanoes in the "Ring of Fire."	Grade 4. E. Rocks, Minerals, and Geological Processes. E2. Students will demonstrate an understanding of rocks, minerals, and Earth's geological processes.
Lesson 2 	Volcanoes & Rock Cycle Why do some volcanoes explode?	Students investigate the properties of thin and thick lava by attempting to create air bubbles. Students realize that thick lava will cause a volcano to explode, while thin lava will not.	Grade 4. E. Rocks, Minerals, and Geological Processes. E2. Students will demonstrate an understanding of rocks, minerals, and Earth's geological processes.
Lesson 3 	Weathering & Erosion Will a mountain last forever?	Students make observations of the effects of weathering to discover that rocks will become rounded and break into small pieces when they tumble down a mountain.	Grade 4. E. Rocks, Minerals, and Geological Processes. E2. Students will demonstrate an understanding of rocks, minerals, and Earth's geological processes.
Lesson 4 	✨ New ✨ Sedimentary Rock & Fossils What did your town look like 100 million years ago?	Students create a model canyon and use the pattern of fossils found in each rock layer to support the explanation that the landscape has changed many times over millions of years.	Grade 4. E. Rocks, Minerals, and Geological Processes. E2. Students will demonstrate an understanding of rocks, minerals, and Earth's geological processes.
Lesson 5 	Erosion, Natural Hazards, & Engineering How could you survive a landslide?	Students generate multiple possible solutions to protect homes from a landslide. Students realize that there are many causes for the erosion that causes rocks to fall in landslides.	Grade 4. E. Rocks, Minerals, and Geological Processes. E2. Students will demonstrate an understanding of rocks, minerals, and Earth's geological processes.

This unit is found under 4th grade on our site, but we recommend teaching lessons in 5th grade if you are following Ontario Standards.

Human Body, Vision, & The Brain Unit (Human Machine)

	Topic & Guiding Question	Student Objectives	Ontario Curriculum: Science & Technology (2022)
Lesson 1 	Muscles & Skeleton Why do your biceps bulge?	Students construct a model of the human hand to explain how muscles pull on bones to create movement.	Grade 5. B. Human Health and Body Systems. B2. Students will demonstrate an understanding of the structure and function of human body systems and interactions within and between systems.
Lesson 2 	Light, Eyes, & Vision What do people who are blind see?	Students develop a working model of an eye. They use the model to reason about how light reflects off an object and into the eye, helping an organism process information from the environment.	Grade 5. B. Human Health and Body Systems. B2. Students will demonstrate an understanding of the structure and function of human body systems and interactions within and between systems.
Lesson 3 	Structure & Function of Eyes How can some animals see in the dark?	Students use their eye model to discover that the pupil controls the amount of light let into the eye. In the dark, pupils get larger to let in more light.	Grade 5. B. Human Health and Body Systems. B2. Students will demonstrate an understanding of the structure and function of human body systems and interactions within and between systems.
Lesson 4 	Brain, Nerves, & Information Processing How does your brain control your body?	Students investigate how their own brain works by testing their reflexes. They discover that the brain receives information from the senses, processes the information, and sends signals to the muscles to enable movement.	Grade 5. B. Human Health and Body Systems. B2. Students will demonstrate an understanding of the structure and function of human body systems and interactions within and between systems.

Mini-lesson



Grade 5. B. Human Health and Body Systems. B2.

Why does our skeleton have so many bones?

Mini-lesson



Grade 5. B. Human Health and Body Systems. B2.

Why does the heart pump blood?






Mini-lesson








Grade 5. B. Human Health and Body Systems. B2.

What would happen if you didn't have a skull?

Chemical Reactions & Properties of Matter Unit (Chemical Magic)





	Topic & Guiding Question	Student Objectives	Ontario Curriculum: Science & Technology (2022)
Lesson 1 	Chemistry & Conservation of Matter Are magic potions real?	Students observe that a salt and vinegar solution will turn a dull penny shiny again indicating that substances can change other substances.	Grade 5. C. Properties of and Changes in Matter. C2. Students will demonstrate an understanding of the properties of matter, changes of state, and physical and chemical change.
Lesson 2 	Dissolving & Particulate Nature of Matter Could you transform something worthless into gold?	Students coat a steel nail in copper by placing it into the solution that dissolved bits of the penny. Students realize that substances can change to become particles too small to be seen, but they still exist.	Grade 5. C. Properties of and Changes in Matter. C2. Students will demonstrate an understanding of the properties of matter, changes of state, and physical and chemical change.
Lesson 3 	Acids, Reactions, & Properties of Matter What would happen if you drank a glass of acid?	Students figure out that acids are very reactive substances. Students investigate reactions between different substances to determine how known acids react with other materials.	Grade 5. C. Properties of and Changes in Matter. C2. Students will demonstrate an understanding of the properties of matter, changes of state, and physical and chemical change.
Lesson 4 	Chemical Reactions What do fireworks, rubber, and Silly Putty have in common?	Students combine different substances together to discover that chemical reactions can create new substances.	Grade 5. C. Properties of and Changes in Matter. C2. Students will demonstrate an understanding of the properties of matter, changes of state, and physical and chemical change.
Lesson 5 	Gases & Particle Models Why do some things explode?	Students investigate and model the reaction between baking soda and vinegar. They figure out that gases are made of particles too small to be seen.	Grade 5. C. Properties of and Changes in Matter. C2. Students will demonstrate an understanding of the properties of matter, changes of state, and physical and chemical change.

Water Cycle & Earth's Systems Unit (Watery Planet)

	Topic & Guiding Question	Student Objectives	Ontario Curriculum: Science & Technology (2022)
Lesson 1 	Hydrosphere & The Roles of Water How much water is in the world?	Students analyze and interpret data from world maps to determine the relative amounts of fresh, salt, and frozen water. Students figure out that while the Earth has a lot of water, most of Earth's water is not fresh or accessible.	Grade 5. E. Conservation of Energy and Resources. E1. Students will assess effects of energy and resource use on society and the environment, and suggest options for conserving energy and resources.
Lesson 2 	Mixtures & Solutions How much salt is in the ocean?	Students create a model ocean to observe how salt seems to completely vanish when dissolved in water. Students measure and graph quantities to provide evidence that the salt is still in the solution, even though we can't see it.	Grade 5. C. Properties of and Changes in Matter. C2. Students will demonstrate an understanding of the properties of matter, changes of state, and physical and chemical change.
Lesson 3 	Groundwater as a Natural Resource When you turn on the faucet, where does the water come from?	Students learn most people get fresh water from underground sources. Students determine the best place to settle a town by considering features of the landscape & the characteristics of the plants that thrive there.	Grade 5. E. Conservation of Energy and Resources. E1. Students will assess effects of energy and resource use on society and the environment, and suggest options for conserving energy and resources.
Lesson 4 	Water Cycle Can we make it rain?	Students create a model of the ocean and sky to investigate how temperature influences evaporation and condensation. Students figure out that higher ocean temperatures lead to more evaporation, thus leading to more rain.	Grade 5. C. Properties of and Changes in Matter. C2. Students will demonstrate an understanding of the properties of matter, changes of state, and physical and chemical change.
Lesson 5 	Natural Disasters & Engineering How can you save a town from a hurricane?	Students define the problem that a town needs protection from flooding. They design solutions using different types of flood protection. They realize flooding is caused by severe rainfall generated by hurricanes. Hurricanes are created where ocean temperatures are warm.	Grade 5. D. Forces Acting on Structures. D2. Students will demonstrate an understanding of forces that act on structures, and how various structures withstand them.

This unit is found under 4th Grade on our site, but we recommend teaching lessons in 5th grade if you are following Ontario Standards.





Energy, Energy Transfer, & Electricity Unit (Energizing Everything)

	Topic & Guiding Question	Student Objectives	Ontario Curriculum: Science & Technology (2022)
Lesson 1 	Speed & Energy How is your body similar to a car?	Students learn about stored energy and about the relationship between motion and energy. Students build models of an amusement park ride and discover how energy can be stored in materials. Stored energy can be converted to speed.	Grade 5. E. Conservation of Energy and Resources. E2. Students will demonstrate an understanding of the conservation of energy, and the forms, sources, and uses of energy and resources.
Lesson 2 	Collisions & Energy Transfer What makes roller coasters go so fast?	Students build a model of a roller coaster and carry out an investigation using marbles. Students learn that lifting an object up stores energy in the object. When the object falls, that stored energy is released. They realize that energy is transferred when objects collide.	Grade 5. E. Conservation of Energy and Resources. E2. Students will demonstrate an understanding of the conservation of energy, and the forms, sources, and uses of energy and resources.
Lesson 3 	✂ Revision Coming Spring '23 ✂ Energy Transfer & Engineering Why is the first hill of a roller coaster always the highest?	Using a model roller coaster, students conduct an investigation to determine that a hill's height determines the amount of energy stored in a marble at the top of the hill. Students figure out that the greater the height of an object, the more energy it stores and the faster it will move when released or dropped.	Grade 5. E. Conservation of Energy and Resources. E2. Students will demonstrate an understanding of the conservation of energy, and the forms, sources, and uses of energy and resources.
Lesson 4 	Energy Transfer & Engineering Could you knock down a building using only dominoes?	Students experiment with ways to store and release energy, creating the beginning of a chain reaction machine with a lever and a ramp. Students figure out that a domino standing on end is storing energy, only requiring a small amount of energy (a tiny push) to release the stored energy.	Grade 5. E. Conservation of Energy and Resources. E2. Students will demonstrate an understanding of the conservation of energy, and the forms, sources, and uses of energy and resources.

Energy, Energy Transfer, & Electricity Unit continues on the next page





This unit is found under 4th Grade on our site, but we recommend teaching lessons in 5th grade if you are following Ontario Standards.

Energy, Energy Transfer, & Electricity Unit (Energizing Everything)

	Topic & Guiding Question	Student Objectives	Ontario Curriculum: Science & Technology (2022)
Lesson 5 	Energy Transfer & Engineering Can you build a chain reaction machine?	Students continue to build a chain reaction machine – identifying a goal, brainstorming and testing multiple ideas, and determining an optimal solution. The chain reaction machine uses multiple components to transfer energy from one part to the next.	Grade 5. E. Conservation of Energy and Resources. E2. Students will demonstrate an understanding of the conservation of energy, and the forms, sources, and uses of energy and resources.
Lesson 6 	Electrical Energy What if there were no electricity?	Students design a flashlight with an on/off switch, using batteries, flights, and tin foil. Students figure out that electricity can be transformed to other forms of energy, such as movement, light, and heat.	Grade 5. E. Conservation of Energy and Resources. E2. Students will demonstrate an understanding of the conservation of energy, and the forms, sources, and uses of energy and resources.
Lesson 7 	Heat Energy & Energy Transfer How long did it take to travel across the country before cars and planes?	Students build a paper spinner and conduct an investigation to explain how heat makes things move. Students realize that heat energy can be transformed into motion energy using a turbine.	Grade 5. E. Conservation of Energy and Resources. E2. Students will demonstrate an understanding of the conservation of energy, and the forms, sources, and uses of energy and resources.
Lesson 8 	Renewable Energy & Natural Resources Where does energy come from?	Students evaluate the advantages and disadvantages of wind, water, and solar energy to power a town. Students obtain and evaluate information about the needs of each source of energy and analyze and interpret data about the town's resources.	Grade 5. E. Conservation of Energy and Resources. E2. Students will demonstrate an understanding of the conservation of energy, and the forms, sources, and uses of energy and resources.

This unit is found under 5th Grade on our site, but we recommend teaching lessons in 6th grade if you are following Ontario Standards.





Stars & The Solar System Unit (Spaceship Earth)

	Topic & Guiding Question	Student Objectives	Ontario Curriculum: Science & Technology (2022)
Lesson 1 	Day, Night, & Earth's Rotation How fast does the Earth spin?	Students model the rotation of the Earth and investigate why the Sun looks like it's moving across the sky. Using evidence they gathered in the investigation, students build a model that explains how the Earth's rotation around its own axis causes the Sun to appear to rise and set.	Grade 6. E. Space. E2. Students will demonstrate an understanding of the solar system, the phenomena that result from the movement of different bodies within it, and the technologies used in space exploration.
Lesson 2 	Earth's Rotation & Daily Shadow Patterns Who set the first clock?	Students make a shadow clock (sundial) and investigate how the direction and length of shadows change with the position of the light shining on the sundial. Students realize that the Sun's position in the sky can be used to tell the time of day.	Grade 6. E. Space. E2. Students will demonstrate an understanding of the solar system, the phenomena that result from the movement of different bodies within it, and the technologies used in space exploration.
Lesson 3 	Seasonal Changes & Shadow Length How can the Sun tell you the season?	Students examine photos taken at different times of year and figure out the time of year that each photo was taken. Students discover that the Sun's path changes with the seasons, as does the time of sunrise and sunset. The Sun is always highest in the sky at noon, but that height changes with the season.	Grade 6. E. Space. E2. Students will demonstrate an understanding of the solar system, the phenomena that result from the movement of different bodies within it, and the technologies used in space exploration.
Lesson 4 	Seasonal Patterns & Earth's Orbit Why do the stars change with the seasons?	Students build a model of the universe and use it to explain why different stars are visible at different times of year. Using evidence from this model, students make an argument that supports the claim that the Earth orbits the Sun.	Grade 6. E. Space. E2. Students will demonstrate an understanding of the solar system, the phenomena that result from the movement of different bodies within it, and the technologies used in space exploration.

Stars & The Solar System Unit continues on the next page

This unit is found under 5th Grade on our site, but we recommend teaching lessons in 6th grade if you are following Ontario Standards.

Stars & The Solar System Unit (Spaceship Earth)

	Topic & Guiding Question	Student Objectives	Ontario Curriculum: Science & Technology (2022)
Lesson 5 	Moon Phases, Lunar Cycle Why does the Moon change shape?	Students use a physical model of the Sun and Moon to investigate how the Moon's phase relates to its position relative to the Sun. Students notice that the Moon's phases repeat in a predictable pattern.	Grade 6. E. Space. E2. Students will demonstrate an understanding of the solar system, the phenomena that result from the movement of different bodies within it, and the technologies used in space exploration.
Lesson 6 	✨New!✨ Solar System & Sun Brightness How can the Sun help us explore other planets?	Students gather evidence to support an argument that the apparent brightness of the Sun is dependent upon an observer's distance from the Sun. They construct a model of the solar system and gather observations of the Sun's apparent brightness from each planet within their model.	Grade 6. E. Space. E2. Students will demonstrate an understanding of the solar system, the phenomena that result from the movement of different bodies within it, and the technologies used in space exploration.
Lesson 7 	Gravity Why is gravity different on other planets?	Using mathematics and computational thinking, students calculate how high they could jump on planets and moons that have stronger or weaker gravity than Earth. Students analyze and interpret this data to construct an explanation for why the amount of gravity is different on other planets.	Grade 6. E. Space. E2. Students will demonstrate an understanding of the solar system, the phenomena that result from the movement of different bodies within it, and the technologies used in space exploration.
Lesson 8 	Star Brightness & Habitable Planets Could there be life on other planets?	Students discover that the Earth is in the "Goldilocks Zone" — a distance from the Sun with the right amount of light and heat for life to exist. Students evaluate other solar systems, comparing their stars to our Sun. Based on their analysis, students plan a space mission to a planet with conditions similar to those on Earth.	Grade 6. E. Space. E2. Students will demonstrate an understanding of the solar system, the phenomena that result from the movement of different bodies within it, and the technologies used in space exploration.