

# Animal Matchup Cards

## Parent Animals

**mystery science**


Why do family members look alike?

cat



**mystery science**

duck



**mystery science**

pig




**mystery science**

dog




**mystery science**

sheep



**mystery science**

lion



**mystery science**