

Mystery Science Alignment with Indiana Science Standards

Mystery Science - Indiana Alignment

Mystery Science aligns to the Indiana Science Academic Standards (2022). Each lesson (exploration & hands-on activity) is designed to take one hour. Extensions are available for each lesson and offer an opportunity for students to continue their science content learning. They include assessments and a curated collection of additional activity suggestions, online resources, project ideas, & readings.

Anchor Layer

If you are interested in anchoring phenomena or unit level projects, we suggest exploring our **Anchor Layer** feature.

You may click unit names to navigate directly to each unit's webpage, or click page numbers to jump to the corresponding page in this standards alignment document.

Kindergarten

Life Science	Page 3
Animal Needs	
Plant Needs	
Earth & Space Science	Page 5
Severe Weather	
Weather Patterns	
Physical Science	Page 7
Sunlight & Warmth	
Pushes & Pulls	

1st Grade

Life Science	Page 9
Animal Traits & Survival	
Plant Traits & Survival	
Earth & Space Science	Page 11
Day Patterns	
Night Patterns	
Physical Science	Page 13
Light, Sound, & Communication	

2nd Grade

Life Science	Page 14
Animal Biodiversity	
Plant Adaptations	
Earth & Space Science	Page 16
Erosion & Earth's Surface	
Physical Science	Page 17
Material Properties	

3rd Grade

Life Science	Page 18
Fossils, Animal Survival, & Heredity	
Life Cycles	
Plant Life Cycle & Heredity	Page 22
Earth & Space Science	
Weather & Climate	Page 23
Physical Science	
Forces, Motion, & Magnets	





4th Grade

Life Science	Page 24
Human Body, Vision, & The Brain	
Earth & Space Science	Page 25
Earth's Features & Processes	
Physical Science	Page 26
Sound, Waves, & Communication	
Energy, Energy Transfer, & Electricity	




5th Grade

Life Science	Page 29
Ecosystems & The Food Web	
Earth & Space Science	Page 30
Water Cycle & Earth's Systems	
Stars & The Solar System	
Physical Science	Page 34
Chemical Reactions & Properties of Matter	




Animal Needs Unit (Animal Secrets)

	Topic & Guiding Question	Student Objectives	Indiana Academic Science Standards (2022)
Lesson 1 	Animal Needs: Food Why do woodpeckers peck wood?	Students obtain information through virtual observations of different animal behaviors. They use this evidence to explain that one of the basic needs of animals is food.	K-LS1-1. Use observations to describe patterns of what plants and animals (including humans) need to survive.
Lesson 2 	Animal Needs: Shelter Read-Along Where do animals live?	Students obtain information through media about how different animal homes are built. They use this evidence to explain that animals need shelter.	K-ESS3-1. Use a model to represent the relationship between the needs of different plants and animals (including humans) and the places they live.
Lesson 3 	Animal Needs: Safety How can you find animals in the woods?	Students obtain information through virtual observations of different animal behaviors. They use this evidence to explain that one of the basic needs of animals is shelter.	K-LS1-1. Use observations to describe patterns of what plants and animals (including humans) need to survive.
Lesson 4 	Animals & Changing the Environment Read-Along How do animals make their homes in the forest?	Students take a nature walk to look for evidence of animal homes.	K-ESS2-2. Construct an argument supported by evidence for how plants and animals (including humans) can change the environment to meet their needs.




Plant Needs Unit (Plant Secrets)

	Topic & Guiding Question	Student Objectives	Indiana Academic Science Standards (2022)
Lesson 1 	<p>🌟 New! 🌟</p> <p>Living & Nonliving</p> <p>Are plants alive?</p>	<p>Students make observations of plants in order to identify their needs and that they are, in fact, living things.</p>	<p>K-LS1-1. Use observations to describe patterns of what plants and animals (including humans) need to survive.</p>
Lesson 2 	<p>Plant Needs: Water & Light</p> <p>How do plants and trees grow?</p>	<p>Students investigate to determine the basic needs of plants. They observe to identify ways young plants resemble the parent plant and how the plant changes as it proceeds through its life cycle.</p>	<p>K-LS1-1. Use observations to describe patterns of what plants and animals (including humans) need to survive.</p>
Lesson 3 	<p>Animal Needs & Changing the Environment</p> <p>Read-Along</p> <p>Why would you want an old log in your backyard?</p>	<p>Students obtain evidence of living organisms by virtually keeping watch of a log and the living things that visit it.</p>	<p>K-ESS3-3. Communicate solutions that will reduce the impact of humans on the land, water, air, and/or other living things in the local environment.</p>




Severe Weather Unit (Wild Weather)

	Topic & Guiding Question	Student Objectives	Indiana Academic Science Standards (2022)
Lesson 1 	Severe Weather & Preparation Read-Along How can you get ready for a big storm?	Students obtain information of different types of severe weather to observe and describe how the weather changes during these events and what students can do to prepare and stay safe.	K-ESS3-2. Ask questions to obtain information about the purpose of weather forecasting to prepare for, and respond to, severe weather.
Lesson 2 	Wind & Storms Have you ever watched a storm?	Students create a simple tool that allows them to observe how hard the wind is blowing. They use this tool to observe weather changes and describe the pattern of faster wind speeds right before a storm.	K-ESS2-1. Use and share observations of local weather conditions to describe patterns over time.
Lesson 3 	Weather Conditions How many different kinds of weather are there?	Students obtain information through observations of the weather. They communicate the information by acting as weather watchers and creating drawings of the weather conditions.	K-ESS2-1. Use and share observations of local weather conditions to describe patterns over time.







Weather Patterns Unit (Circle of Seasons)

	Topic & Guiding Question	Student Objectives	Indiana Academic Science Standards (2022)
Lesson 1 	Local Weather & Daily Patterns Read-Along How do you know what to wear for the weather?	Students track the weather daily and analyze the data by collecting, recording, and sharing their observations to observe patterns of weather changing throughout the day and from day-to-day.	K-ESS2-1. Use and share observations of local weather conditions to describe patterns over time.
Lesson 2 	Seasonal Patterns What will the weather be like on your birthday?	Students evaluate information in a series of unnamed drawings of each season. They use these clues to identify characteristics of each season and describe the yearly cyclical pattern.	K-ESS2-1. Use and share observations of local weather conditions to describe patterns over time.
Lesson 3 	Animals Changing Their Environment Why do birds lay eggs in the spring?	Students identify the reasons why birds lay eggs in the spring. Then, they develop a bird nest model and use this model as evidence for how animals can change the environment to meet their needs.	K-ESS2-2. Construct an argument supported by evidence for how plants and animals (including humans) can change the environment to meet their needs. K-ESS2-1. Use and share observations of local weather conditions to describe patterns over time.






Sunlight & Warmth Unit (Sunny Skies)

	Topic & Guiding Question	Student Objectives	Indiana Academic Science Standards (2022)
Lesson 1 	Sunlight, Heat, & Earth's Surface Read-Along How could you walk barefoot across hot pavement without burning your feet?	Students make observations of the pavement heating up after being warmed by the Sun. Then, they design a solution to build a shade structure that can reduce the warming effect of sunlight.	K-PS3-1. Make observations to determine the effect of sunlight on Earth's surface. K-PS3-2. Use tools and materials to design and build a structure that will reduce the warming effect of sunlight on an area. K-2-ETS1-1 & K-2-ETS1-3
Lesson 2 	Sunlight, Warming, & Engineering How could you warm up a frozen playground?	Students carry out an investigation to test which materials can redirect the light and heat of sunlight. (*This lesson has students increase the warming effect of sunlight on an area.)	K-PS3-1. Make observations to determine the effect of sunlight on Earth's surface. K-PS3-2. Use tools and materials to design and build a structure that will reduce the warming effect of sunlight on an area.* K-2-ETS1-2 & K-2-ETS1-3
Lesson 3 	Sunlight & Warmth Why does it get cold in winter?	Students construct an explanation for why marshmallows melt in one car and not in another car. Then, they conduct a virtual investigation to determine that the warmth of the Sun is the cause of the melted marshmallows.	K-PS3-1. Make observations to determine the effect of sunlight on Earth's surface.




Pushes & Pulls Unit (Force Olympics)

	Topic & Guiding Question	Student Objectives	Indiana Academic Science Standards (2022)
Lesson 1 	Pushes & Pulls What's the biggest excavator?	Students observe different machines and use those observations as evidence for why machines make work easier.	Foundational for K-PS2-1. Plan and conduct an investigation to compare the effects of different strengths or different directions of pushes and pulls on the motion of an object.
Lesson 2 	Pushes, Pulls, & "Work Words" Read-Along Why do builders need so many big machines?	Students observe construction equipment being used in different ways to move objects.	Foundational for K-PS2-1. Plan and conduct an investigation to compare the effects of different strengths or different directions of pushes and pulls on the motion of an object.
Lesson 3 	Motion, Speed, & Strength How can you knock down a wall made of concrete?	Students carry out an investigation to determine how far back they should pull a model wrecking ball to knock down a wall, but not the houses behind it.	K-PS2-1. Plan and conduct an investigation to compare the effects of different strengths or different directions of pushes and pulls on the motion of an object.
Lesson 4 	Speed & Direction of Force Read-Along How can you knock down the most bowling pins?	Students play a game of bumper bowling to observe the way that objects can move in straight lines, zigzags, and back and forth.	K-PS2-1. Plan and conduct an investigation to compare the effects of different strengths or different directions of pushes and pulls on the motion of an object.
Lesson 5 	Direction of Motion & Engineering How can we protect a mountain town from falling rocks?	Students conduct an investigation of how to protect a town from a falling boulder. They design a solution to safely guide the direction of the boulder away from the town.	K-PS2-2. Analyze data to determine if a design solution works as intended to change the speed or direction of an object with a push or a pull. K-2-ETS1-1, K-2-ETS1-2, & K-2-ETS1-3
Lesson 6 	Forces & Engineering Read-Along How could you invent a trap?	Students define a problem they would like to solve and then design a solution using what they know about the locations of objects and how they can move.	K-PS2-2. Analyze data to determine if a design solution works as intended to change the speed or direction of an object with a push or a pull.





Animal Traits & Survival Unit (Animal Superpowers)

	Topic & Guiding Question	Student Objectives	Indiana Academic Science Standards (2022)
Lesson 1 	<p>✨New!✨</p> <p>Parent & Offspring Traits</p> <p>How can you help a lost baby animal find its parents?</p>	<p>Students observe the traits of adult and baby animals in order to construct an explanation that most young animals are like, but not exactly like, their parents.</p>	<p>1-LS3-1. Make observations to construct an evidence-based account that young plants and animals are like, but not exactly like, their parents.</p>
Lesson 2 	<p>Animal Structures & Survival</p> <p>Why do birds have beaks?</p>	<p>Students investigate how different bird beaks are well suited for eating different kinds of food. They explain which beak would help a particular bird survive in a particular environment.</p>	<p>1-LS1-1. Use materials to design a solution to a human problem by mimicking how plants and/or animals use their external parts to help them survive, grow, and meet their needs.</p>
Lesson 3 	<p>Animal Behavior & Offspring Survival Read-Along</p> <p>Why do baby ducks follow their mother?</p>	<p>Students obtain information about the behaviors of animal parents that help their offspring survive.</p>	<p>1-LS1-2. Read texts and use media to determine patterns in behavior of parents and offspring that help offspring survive.</p>
Lesson 4 	<p>Camouflage & Animal Survival</p> <p>Why are polar bears white?</p>	<p>Students use observations of animal parents and their offspring to construct an explanation about young plants and animals being similar, but not identical, to their parents.</p>	<p>1-LS1-1. Use materials to design a solution to a human problem by mimicking how plants and/or animals use their external parts to help them survive, grow, and meet their needs.</p>
Lesson 5 	<p>Inheritance & Variation of Traits Read-Along</p> <p>Why do family members look alike?</p>	<p>Students identify parts of plants such as roots, branches, and leaves. They evaluate these plant parts and apply that information to design an umbrella that won't blow down in the wind.</p>	<p>1-LS3-1. Make observations to construct an evidence-based account that young plants and animals are like, but not exactly like, their parents.</p>




Plant Traits & Survival Unit (Plant Superpowers)

	Topic & Guiding Question	Student Objectives	Indiana Academic Science Standards (2022)
Lesson 1 	<p>✨ New! ✨</p> <p>Plant Traits & Offspring</p> <p>What will a baby plant look like when it grows up?</p>	<p>Students observe seedlings and adult plants and use their observations to identify the pattern that young plants are similar to their parent plants.</p>	<p>1-LS3-1. Make observations to construct an evidence-based account that young plants and animals are like, but not exactly like, their parents.</p>
Lesson 2 	<p>Plant Survival & Engineering</p> <p>Why don't trees blow down in the wind?</p>	<p>Students learn how plants respond to light. They conduct an investigation to compare how the parts of a plant respond to light.</p>	<p>1-LS1-1. Use materials to design a solution to a human problem by mimicking how plants and/or animals use their external parts to help them survive, grow, and meet their needs.</p> <p>K-2-ETS1-2 & K-2-ETS1-3</p>
Lesson 3 	<p>Plant Movement & Survival Read-Along</p> <p>What do sunflowers do when you're not looking?</p>	<p>Students learn how plants respond to light. They conduct an investigation to compare how the parts of a plant respond to light.</p>	<p>1-LS1-1. Use materials to design a solution to a human problem by mimicking how plants and/or animals use their external parts to help them survive, grow, and meet their needs.</p>







Day Patterns Unit (Sun & Shadows)

	Topic & Guiding Question	Student Objectives	Indiana Academic Science Standards (2022)
Lesson 1 	Sun, Shadows, & Daily Patterns Could a statue's shadow move?	Students observe how shadows change as time passes, or as the Sun moves across the sky. They analyze how to move a light source to change the shape and direction of shadows, constructing an explanation of what causes a shadow to move.	1-ESS1-1. Use observations of the sun, moon, and stars to describe patterns that can be predicted.
Lesson 2 	Sun, Shadows, & Daily Patterns Read-Along What does your shadow do when you're not looking?	Students conduct an investigation to gather information about how their shadow changes throughout the day.	1-ESS1-1. Use observations of the sun, moon, and stars to describe patterns that can be predicted.
Lesson 3 	Sun & Daily Patterns How can the Sun help you if you're lost?	Students develop a Sun Finder, a model of the Sun's movement across the sky. They use this model to reason about how the Sun can help guide them during the day.	1-ESS1-1. Use observations of the sun, moon, and stars to describe patterns that can be predicted.
Lesson 4 	Daylight & Seasonal Patterns Read-Along Why do you have to go to bed early in the summer?	Students obtain information about the seasonal patterns of sunrise and sunset.	1-ESS1-2. Make observations at different times of year to relate the amount of daylight to the time of year.





Night Patterns Unit (Moon & Stars)

	Topic & Guiding Question	Student Objectives	Indiana Academic Science Standards (2022)
Lesson 1 	<p>🌟 New! 🌟</p> <p>Moon Phases & Patterns</p> <p>When can you see the full moon?</p>	<p>Students record observations of the Moon's shape using a series of photos collected over the course of four weeks. Using this information, students discover that the Moon follows a cyclical pattern, which they can use to predict when a full moon will appear.</p>	<p>1-ESS1-1. Use observations of the sun, moon, and stars to describe patterns that can be predicted.</p>
Lesson 2 	<p>Stars & Daily Patterns</p> <p>Why do stars come out at night?</p>	<p>Students develop and use a model of the Big Dipper in the night sky. After conducting a simple investigation, students construct an explanation for why stars are only visible in the night sky.</p>	<p>1-ESS1-1. Use observations of the sun, moon, and stars to describe patterns that can be predicted.</p>
Lesson 3 	<p>Stars & Seasonal Patterns Read-Along</p> <p>How can stars help you if you get lost?</p>	<p>Students observe that groups of stars in the sky form a pattern: constellations. Even though the Big Dipper changes its spot in the sky in different seasons, it always points to the North Star.</p>	<p>1-ESS1-1. Use observations of the sun, moon, and stars to describe patterns that can be predicted.</p>








Light, Sound, & Communication Unit (Lights & Sounds)

	Topic & Guiding Question	Student Objectives	Indiana Academic Science Standards (2022)
Lesson 1 	Sounds & Vibrations How do they make silly sounds in cartoons?	Students explore how to make different sounds with everyday objects. They construct an explanation that objects vibrate when they make a sound, and if the vibration stops, the sound stops.	1-PS4-1. Plan and conduct investigations to provide evidence that vibrating materials can make sound and that sound can make materials vibrate.
Lesson 2 	Sounds & Vibrations Read-Along Where do sounds come from?	Students create three different sound makers and construct an explanation about where the vibrations are happening in each sound experiment.	1-PS4-1. Plan and conduct investigations to provide evidence that vibrating materials can make sound and that sound can make materials vibrate.
Lesson 3 	Light, Materials, Transparent & Opaque What if there were no windows?	Students investigate the properties of different materials that they can and cannot see through. Then they create a stained glass window using tissue paper to explore how materials interact with light.	1-PS4-3. Plan and conduct investigations to determine the effect of placing objects made with different materials in the path of a beam of light.
Lesson 4 	Light & Illumination Read-Along Can you see in the dark?	Students look inside a completely dark box to determine if they can see the shape of the object inside. They allow more light into the box to illuminate the object and allow them to see it. Students use their observations explain that objects need light to be seen.	1-PS4-2. Make observations to construct an evidence-based account that objects in darkness can be seen only when illuminated.
Lesson 5 	Light, Communication, & Engineering How could you send a secret message to someone far away?	Students are presented with the problem that they need to send a message at night, without using noise. They design a solution to create a color-coded message system and communicate with light signals.	1-PS4-4. Use tools and materials to design and build a device that uses light or sound to solve the problem of communicating over a distance. K-2-ETS1-1 & K-2-ETS1-2
Lesson 6 	Lights, Sounds, & Communication Read-Along How do boats find their way in the fog?	Students obtain information about light and sound signals. They analyze different sounds with eyes closed to determine which type of sound they hear.	1-PS4-4. Use tools and materials to design and build a device that uses light or sound to solve the problem of communicating over a distance.






Animal Biodiversity Unit (Animal Adventures)

	Topic & Guiding Question	Student Objectives	Indiana Academic Science Standards (2022)
Lesson 1 	Biodiversity & Classification How many different kinds of animals are there?	Students observe the traits of different animals and use that information to organize them into groups based on their characteristics.	Foundational for 2-LS4-1. Make observations of plants and animals to compare the diversity of life in different habitats.
Lesson 2 	Habitat Diversity Why would a wild animal visit a playground?	Students observe animals, plants, and the physical characteristics of two different habitats. They collect and analyze data to compare the biodiversity between the two habitats.	2-LS4-1. Make observations of plants and animals to compare the diversity of life in different habitats.
Lesson 3 	Biodiversity, Habitats, & Species Why do frogs say “ribbit”?	Students identify frogs based on their unique calls and use that information to determine the level of frog species diversity within multiple habitats.	2-LS4-1. Make observations of plants and animals to compare the diversity of life in different habitats.
Lesson 4 	Biodiversity & Engineering How could you get more birds to visit a bird feeder?	Students investigate which kinds of birds are likely to visit a bird feeder based on what they eat and design and build a prototype bird feeder that attracts a specific type of bird.	2-LS4-1. Make observations of plants and animals to compare the diversity of life in different habitats. K-2-ETS1-1. K-2-ETS1-2. K-2-ETS1-3.







Plant Adaptations Unit (Plant Adventures)

	Topic & Guiding Question	Student Objectives	Indiana Academic Science Standards (2022)
Lesson 1 	<p>🌟 New! 🌟</p> <p>Seed Dispersal</p> <p>How did a tree travel halfway around the world?</p>	<p>Students develop physical models of seed structures. They observe how structure affects the seed's function in dispersing away from the tree.</p>	<p>Foundational for 2-LS2-2. Develop a simple model that mimics the function of an animal in dispersing seeds or pollinating plants. K-2-ETS1-2. Develop a simple sketch, drawing, or physical model to illustrate how the shape of an object helps it function as needed to solve a given problem.</p>
	<p>Coming soon!</p> <p>Summer 2023</p>	<p>A new lesson is in the works!</p>	<p>2-LS2-2. Develop a simple model that mimics the function of an animal in dispersing seeds or pollinating plants.</p>
Lesson 2 	<p>Water, Sunlight, & Plant Growth</p> <p>Could a plant survive without light?</p>	<p>Students conduct an investigation to determine that plants need water and light to grow.</p>	<p>2-LS2-1. Plan and conduct an investigation to determine if plants need sunlight and water to grow.</p>
	<p>Coming soon!</p> <p>Summer 2023</p>	<p>A new lesson is in the works!</p>	<p>2-LS4-1. Make observations of plants and animals to compare the diversity of life in different habitats.</p>
Lesson 3 	<p>☁️ Lesson Sunset Summer '23 ☁️</p> <p>Light, Leaves, & Competition</p> <p>Why do trees grow so tall?</p>	<p>Students observe that plants require light in order to fully grow and be healthy.</p>	<p>2-LS2-1. Plan and conduct an investigation to determine if plants need sunlight and water to grow.</p>
Lesson 4 	<p>☁️ Lesson Sunset Summer '23 ☁️</p> <p>Adaptations & Habitat</p> <p>Should you water a cactus?</p>	<p>Students observe that different plants require different amounts of light and water.</p>	<p>2-LS2-1. Plan and conduct an investigation to determine if plants need sunlight and water to grow. 2-LS4-1. Make observations of plants and animals to compare the diversity of life in different habitats.</p>
Lesson 5 	<p>☁️ Lesson Sunset Summer '23 ☁️</p> <p>Adaptations & Habitat</p> <p>Where do plants grow best?</p>	<p>Students practice thinking like gardeners, considering what plants need and how a simple habitat can change over time.</p>	<p>2-LS4-1. Make observations of plants and animals to compare the diversity of life in different habitats.</p>





Erosion & Earth's Surface Unit (Work of Water)

	Topic & Guiding Question	Student Objectives	Indiana Academic Science Standards (2022)
Lesson 1 	Mapping & Earth's Surface Features If you floated down a river, where would you end up?	Students develop a model of the Earth's surface and use it to discover an important principle about how rivers work: rivers flow downhill, from high places to low places.	2-ESS2-2. Develop a model to represent the shapes and kinds of land and bodies of water in an area. 2-ESS2-3. Obtain information to identify where water is found on Earth and that it can be solid or liquid.
Lesson 2 	Rocks, Sand, & Erosion Why is there sand at the beach?	Students investigate the effects of rocks tumbling in a river. Based on their observations, they construct an explanation for why rocks on the top of mountains are much bigger than the sand at the beach.	2-ESS2-2. Develop a model to represent the shapes and kinds of land and bodies of water in an area.
Lesson 3 	Mapping & Severe Weather Where do flash floods happen?	Students use a model (i.e. a map) to examine the different factors, including the shapes and kinds of land, that contribute to flash floods. They use this to predict where flash floods are most likely to happen.	2-ESS2-2. Develop a model to represent the shapes and kinds of land and bodies of water in an area 2-ESS1-1. Use information from several sources to provide evidence that Earth events can occur quickly or slowly.
Lesson 4 	Erosion, Earth's Surface, & Landforms What's strong enough to make a canyon?	Students create a model landform and investigate how some Earth events can occur quickly, while others occur slowly.	2-ESS1-1. Use information from several sources to provide evidence that Earth events can occur quickly or slowly.
Lesson 5 	Erosion & Engineering How can you stop a landslide?	Students compare multiple solutions for preventing erosion.	2-ESS2-1. Compare multiple solutions designed to slow or prevent wind or water from changing the shape of the land. 2-ESS3-1. Design solutions to address human impacts on natural resources in the local environment. K-2-ETS1-1. K-2-ETS1-3.

Material Properties Unit (Material Magic)




	Topic & Guiding Question	Student Objectives	Indiana Academic Science Standards (2022)
Lesson 1 	Materials, Properties, & Engineering Why do we wear clothes?	Students investigate different material properties, such as flexibility and absorbency, and use those properties to design and build a hat that protects them from the sun.	2-PS1-1. Plan and conduct an investigation to describe and classify different kinds of materials by their observable properties. 2-PS1-2. Analyze data obtained from testing different materials to determine which materials have the properties that are best suited for an intended purpose.
Lesson 2 	Classify Materials, Insulators, and Properties Can you really fry an egg on a hot sidewalk?	Students conduct an investigation of conductors and insulators in order to determine which are best suited for allowing people to handle hot items.	2-PS1-2. Analyze data obtained from testing different materials to determine which materials have the properties that are best suited for an intended purpose.
Lesson 3 	Heating, Cooling, & Phases of Matter Why are so many toys made out of plastic?	Student conduct an investigation of different materials in order to determine which are most and least easily melted.	2-PS1-4. Construct an argument with evidence that some changes caused by heating or cooling can be reversed and some cannot.
Lesson 4 	Inventions & Engineering What materials might be invented in the future?	Students design a new invention that takes advantage of the unique properties of a futuristic material.	2-PS1-1. Plan and conduct an investigation to describe and classify different kinds of materials by their observable properties. K-2-ETS1-1.
Lesson 5 	Materials, Properties, & Engineering Could you build a house out of paper?	Students construct an evidence-based account of how a structure built of paper can be disassembled and rebuilt in new ways.	2-PS1-3. Make observations to construct an evidence-based account of how an object made of a small set of pieces can be disassembled and made into a new object.
Lesson 6 	✨New ✨ Soil Properties How do you build a city out of mud?	Students conduct an investigation where they examine three different soil models. They use this information to determine which type of soil has the properties that will result in the best mud that can be used to build a house.	2-PS1-1. Plan and conduct an investigation to describe and classify different kinds of materials by their observable properties. 2-PS1-2. Analyze data obtained from testing different materials to determine which materials have the properties that are best suited for an intended purpose.

Fossils, Animal Survival, & Heredity Unit (Animals Through Time)




	Topic & Guiding Question	Student Objectives	Indiana Academic Science Standards (2022)
Lesson 1 	Habitats, Fossils, & Environments Over Time Where can you find whales in a desert?	Students explore the idea that the rock under our feet sometimes contains fossils, and investigate how these fossils reveal changes in habitats through time.	3-LS4-1. Analyze and interpret data from fossils to provide evidence of the organisms and the environments in which they lived long ago.
Lesson 2 	✂ Revision Coming Summer '23 ✂ Fossil Evidence & Classification How do we know what dinosaurs looked like?	Students learn how we can infer what the outside of an animal looked like by using clues about their skeleton.	3-LS4-1. Analyze and interpret data from fossils to provide evidence of the organisms and the environments in which they lived long ago.
Lesson 3 	Fossil Evidence, Trace Fossils, & Animal Behavior Can you outrun a dinosaur?	Students learn how fossilized animal tracks can tell us a great deal about the animals that left them.	3-LS4-1. Analyze and interpret data from fossils to provide evidence of the organisms and the environments in which they lived long ago.
Lesson 4 	Trait Variation, Inheritance, & Artificial Selection What kinds of animals might there be in the future?	Students analyze the traits of parent dogs and their offspring, constructing an explanation about which traits a puppy gets from each parent.	3-LS3-1. Analyze and interpret data to provide evidence that plants and animals have traits inherited from parents and that variation of these traits exists in a group of similar organisms.

Fossils, Animal Survival, & Heredity Unit continues on the next page





Fossils, Animal Survival, & Heredity Unit (Animals Through Time)

	Topic & Guiding Question	Student Objectives	Indiana Academic Science Standards (2022)
Lesson 5 	Trait Variation, Natural Selection, & Survival Can selection happen without people?	Students compare the structures of lizards that live on an island. They simulate multiple generations of these lizards, and analyze and interpret the data to understand how these structures aid in their survival.	<p>3-LS3-1. Analyze and interpret data to provide evidence that plants and animals have traits inherited from parents and that variation of these traits exists in a group of similar organisms.</p> <p>3-LS4-2. Use evidence to construct an explanation for how the variation in characteristics among individuals of the same species may provide advantages in surviving, finding mates, and reproducing.</p> <p>3-LS4-3. Construct an argument with evidence that in a particular habitat some organisms can survive well, some survive less well, and some cannot survive at all.</p>
Lesson 6 	Animal Groups & Survival Why do dogs wag their tails?	Students observe animals that live in groups in order to obtain, evaluate, and communicate information about animal social behavior. Students use evidence to show how animals form groups to help them survive.	<p>3-LS2-1. Construct an argument that some animals form groups that help members survive.</p>
Lesson 7 	Traits & Environmental Variation How long can people (and animals) survive in outer space?	Students measure and compare their own physical traits (arm strength, balance, and height) and analyze the information to construct an explanation for how the environment can influence traits.	<p>3-LS3-2. Use evidence to support the explanation that traits can be influenced by the environment.</p>






Life Cycles Unit (Circle of Life)

	Topic & Guiding Question	Student Objectives	Indiana Academic Science Standards (2022)
Lesson 1 	<p>✨ New ✨</p> <p>Animal Life Cycles</p> <p>How is your life like an alligator's life?</p>	<p>Students create models of several different animal life cycles and compare them to one another. They use these models to discover the pattern that all animals are born, grow, can have babies, and eventually die.</p>	<p>3-LS1-1. Develop models to describe that organisms have unique and diverse life cycles but all have in common birth, growth, reproduction, and death.</p>
Lesson 2 	<p>Environmental Change & Engineering</p> <p>What's the best way to get rid of mosquitoes?</p>	<p>Students obtain and evaluate information about mosquitoes from different sources. They analyze and interpret information about the mosquito life cycle to reduce the number of mosquitoes that live in a certain area.</p>	<p>3-LS4-4. Make a claim about the merit of a solution to a problem caused when the environment changes and the types of plants and animals that live there may change.</p> <p>3-5-ETS1-2.</p>
Lesson 3 	<p>✨ New ✨</p> <p>Plant Life Cycles</p> <p>Why are there so many different kinds of flowers?</p>	<p>Students play a game that models the stages of the plant life cycle. After playing the game students use the model to show how changes to one part of the life cycle affect all other stages.</p>	<p>3-LS1-1. Develop models to describe that organisms have unique and diverse life cycles but all have in common birth, growth, reproduction, and death.</p>








Plant Life Cycle & Heredity Unit (Power of Flowers)

	Topic & Guiding Question	Student Objectives	Indiana Academic Science Standards (2022)
Lesson 1 	Pollination & Plant Reproduction Why do plants grow flowers?	Students model the structure and function of flower parts that are responsible for creating seeds.	3-LS1-1. Develop and use models to describe how organisms change in predictable patterns during their unique and diverse life cycles.
Lesson 2 	Seed Dispersal & Plant Life Cycle Why do plants give us fruit?	Students explore the function of fruits in plants and practice classification.	3-LS1-1. Develop and use models to describe how organisms change in predictable patterns during their unique and diverse life cycles.
Lesson 3 	Lesson Sunset Summer '23 Trait Variation, Inheritance, & Artificial Selection Why are some apples red and some green?	Students explore how human beings have developed fruits with specific traits through selection.	3-LS3-1. Analyze and interpret data to provide evidence that plants and animals have inherited traits that vary within a group of similar organisms.
Lesson 4 	Trait Variation, Inheritance, & Artificial Selection How could you make the biggest fruit in the world?	Students investigate how human beings have modified plants based on our knowledge of how plants change from generation to generation.	3-LS3-1. Analyze and interpret data to provide evidence that plants and animals have inherited traits that vary within a group of similar organisms.





Weather & Climate Unit (Stormy Skies)

	Topic & Guiding Question	Student Objectives	Indiana Academic Science Standards (2022)
Lesson 1 	Water Cycle & Phases of Matter Where do clouds come from?	Students obtain and combine information that water can change from liquid to gas, but that it is always made of tiny drops. Clouds are made of water that has evaporated.	3-ESS2-3. Use a model to demonstrate how water, in its different forms, moves through the water cycle. Investigate places where water is found in different forms on Earth.
Lesson 2 	Local Weather Patterns & Weather Prediction How can we predict when it's going to storm?	Students make observations of clouds and develop a tool to make predictions about what kind of weather might happen next.	3-ESS2-1. Represent data in tables and graphical displays to describe typical weather conditions expected during a particular season.
Lesson 3 	✨New ✨ Seasonal Weather Patterns Where's the best place to build a snow fort?	Students gather winter temperature data from three different towns. They represent the data in a table to compare the weather and decide which town is the best candidate to host a snow fort festival in future years.	3-ESS2-1. Represent data in tables and graphical displays to describe typical weather conditions expected during a particular season.
Lesson 4 	Climate, Geography, & Global Weather Patterns Why are some places always hot?	Students obtain and combine information to describe the different climate regions of the world.	3-ESS2-2. Obtain and combine information to describe climates in different regions of the world.
Lesson 5 	Natural Hazards & Engineering How can you keep a house from blowing away in a windstorm?	Students design and build solutions that reduce the hazards associated with strong winds that could damage buildings.	3-ESS3-1. Make a claim about the merit of a design solution that reduces the impacts of a weather-related hazard. 3-5-ETS1-1. 3-5-ETS1-2. 3-5-ETS1-3.






Forces, Motion, & Magnets Unit (Invisible Forces)

	Topic & Guiding Question	Student Objectives	Indiana Academic Science Standards (2022)
Lesson 1 	Balanced & Unbalanced Forces How could you win a tug-of-war against a bunch of adults?	Students develop a mental model of the nature of forces and motion and use that model to explain the behavior of an elastic jumper.	3-PS2-1. Plan and conduct an investigation to provide evidence of the effects of balanced and unbalanced forces on the motion of an object.
Lesson 2 	Balanced Forces & Engineering What makes bridges so strong?	Students develop and design a bridge to be as strong as possible while working with limited materials.	Foundational for 3-PS2-1. Plan and conduct an investigation to provide evidence of the effects of balanced and unbalanced forces on the motion of an object. 3-5-ETS1-1. 3-5-ETS1-2. 3-5-ETS1-3.
Lesson 3 	 Revision Coming Summer '23  Friction & Pattern of Motion How can you go faster down a slide?	Students plan and carry out investigations of the behaviors of different materials as they slide past one another.	3-PS2-2. Make observations and/or measurements of an object's motion to provide evidence that a pattern can be used to predict future motion.
Lesson 4 	Magnets & Forces What can magnets do?	Students investigate the properties of magnets and the fact that they exert forces that act at a distance.	3-PS2-3. Ask questions to determine cause and effect relationships of electric or magnetic interactions between two objects not in contact with each other.
Lesson 5 	Magnets & Engineering How can you unlock a door using a magnet?	Students investigate magnetic attraction and repulsion, and design a magnetic lock in the hands-on activity.	3-PS2-4. Define a simple design problem that can be solved by applying scientific ideas about magnets. 3-5-ETS1-1. 3-5-ETS1-2. 3-5-ETS1-3.




Human Body, Vision, & The Brain Unit (Human Machine)

	Topic & Guiding Question	Student Objectives	Indiana Academic Science Standards (2022)
Lesson 1 	Muscles & Skeleton Why do your biceps bulge?	Students construct a model of the human hand to explain how muscles pull on bones to create movement.	4-LS1-1. Construct an argument that plants and animals have internal and external structures that function to support survival, growth, behavior, and reproduction.
Lesson 2 	Light, Eyes, & Vision What do people who are blind see?	Students develop a working model of an eye. They use the model to reason about how light reflects off an object and into the eye, helping an organism process information from the environment.	4-PS4-2. Develop a model to describe that light reflecting from objects from objects and entering the eye allows objects to be seen. 4-LS1-1. Construct an argument that plants and animals have internal and external structures that function to support survival, growth, behavior, and reproduction.
Lesson 3 	Structure & Function of Eyes How can some animals see in the dark?	Students use their eye model to discover that the pupil controls the amount of light let into the eye. In the dark, pupils get larger to let in more light.	4-PS4-2. Develop a model to describe that light reflecting from objects from objects and entering the eye allows objects to be seen. 4-LS1-1. Construct an argument that plants and animals have internal and external structures that function to support survival, growth, behavior, and reproduction.
Lesson 4 	Brain, Nerves, & Information Processing How does your brain control your body?	Students investigate how their own brain works by testing their reflexes. They discover that the brain receives information from the senses, processes the information, and sends signals to the muscles to enable movement.	4-LS1-2. Use a model to describe that animals receive different types of information through their senses, process the information in their brain, and respond to the information in different ways.





Earth's Features & Processes Unit (The Birth of Rocks)

	Topic & Guiding Question	Student Objectives	Indiana Academic Science Standards (2022)
Lesson 1 	Volcanoes & Patterns of Earth's Features Could a volcano pop up where you live?	Students use coordinates to develop a map of volcanoes to discover a pattern of where volcanoes exist on Earth. Students identify the pattern of volcanoes in the "Ring of Fire."	4-ESS2-2. Analyze and interpret data from maps to describe patterns of Earth's features.
Lesson 2 	Volcanoes & Rock Cycle Why do some volcanoes explode?	Students investigate the properties of thin and thick lava by attempting to create air bubbles. Students realize that thick lava will cause a volcano to explode, while thin lava will not.	4-ESS1-1. Identify evidence from patterns in rock formations and fossils in rock layers to support an explanation for changes in a landscape over time.
Lesson 3 	Weathering & Erosion Will a mountain last forever?	Students make observations of the effects of weathering to discover that rocks will become rounded and break into small pieces when they tumble down a mountain.	4-ESS2-1. Make observations and/or measurements to provide evidence of the effects of weathering or the rate of erosion by water, ice, wind, or vegetation.
Lesson 4 	✨ New ✨ Sedimentary Rock & Fossils What did your town look like 100 million years ago?	Students create a model canyon and use the pattern of fossils found in each rock layer to support the explanation that the landscape has changed many times over millions of years.	4-ESS1-1. Identify evidence from patterns in rock formations and fossils in rock layers to support an explanation for changes in a landscape over time.
Lesson 5 	Erosion, Natural Hazards, & Engineering How could you survive a landslide?	Students generate multiple possible solutions to protect homes from a landslide. Students realize that there are many causes for the erosion that causes rocks to fall in landslides.	4-ESS3-2. Generate and compare multiple solutions to reduce the impacts of natural Earth processes on humans. 3-5-ETS1-1.

Sound, Waves, & Communication Unit (Waves of Sound)





	Topic & Guiding Question	Student Objectives	Indiana Academic Science Standards (2022)
	<p>Coming soon!</p> <p>Spring 2023</p>	A new lesson is in the works!	4-PS4-3. Generate and compare multiple solutions that use patterns to transfer information.
<p>Lesson 1</p> 	<p>Sound, Vibration, & Engineering</p> <p>How far can a whisper travel?</p>	Students investigate sound energy using paper cup telephones. Students figure out that sound is a vibration that can travel through a medium.	<p>4-PS4-1. Develop a model of waves to describe patterns in terms of amplitude and wavelength and that waves can cause objects to move.</p> <p>3-5-ETS1-1. 3-5-ETS1-2. 3-5-ETS1-3.</p>
<p>Lesson 2</p> 	<p>Sound & Vibrations</p> <p>What would happen if you screamed in outer space?</p>	Students construct a model of sound vibrations to explain how air is a medium that sound vibrations travel through.	4-PS4-1. Develop a model of waves to describe patterns in terms of amplitude and wavelength and that waves can cause objects to move.
<p>Lesson 3</p> 	<p>Sound Waves & Wavelength</p> <p>Why are some sounds high and some sounds low?</p>	Students make observations of vibrations and sound waves to discover that high pitch sounds vibrate faster and have short wavelengths and low pitch sounds vibrate slower and have long wavelengths.	4-PS4-1. Develop a model of waves to describe patterns in terms of amplitude and wavelength and that waves can cause objects to move.

Energy, Energy Transfer, & Electricity Unit (Energizing Everything)





	Topic & Guiding Question	Student Objectives	Indiana Academic Science Standards (2022)
Lesson 1 	Speed & Energy How is your body similar to a car?	Students learn about stored energy and about the relationship between motion and energy. Students build models of an amusement park ride and discover how energy can be stored in materials. Stored energy can be converted to speed.	4-PS3-1. Use evidence to construct an explanation relating the speed of an object to the energy of that object.
Lesson 2 	Collisions & Energy Transfer What makes roller coasters go so fast?	Students build a model of a roller coaster and carry out an investigation using marbles. Students learn that lifting an object up stores energy in the object. When the object falls, that stored energy is released. They realize that energy is transferred when objects collide.	4-PS3-1. Use evidence to construct an explanation relating the speed of an object to the energy of that object. 4-PS3-3. Ask questions and predict outcomes about the changes in energy that occur when objects collide.
Lesson 3 	✂ Revision Coming Spring '23 ✂ Energy Transfer & Engineering Why is the first hill of a roller coaster always the highest?	Using a model roller coaster, students conduct an investigation to determine that a hill's height determines the amount of energy stored in a marble at the top of the hill. Students figure out that the greater the height of an object, the more energy it stores and the faster it will move when released or dropped.	4-PS3-3. Ask questions and predict outcomes about the changes in energy that occur when objects collide.
Lesson 4 	Energy Transfer & Engineering Could you knock down a building using only dominoes?	Students experiment with ways to store and release energy, creating the beginning of a chain reaction machine with a lever and a ramp. Students figure out that a domino standing on end is storing energy, only requiring a small amount of energy (a tiny push) to release the stored energy.	4-PS2-1. Investigate how multiple simple machines work together to perform everyday tasks. 4-PS3-4. Apply scientific ideas to design, test, and refine a device that converts energy from one form to another. 3-5-ETS1-1.

Energy, Energy Transfer, & Electricity Unit continues on the next page

Energy, Energy Transfer, & Electricity Unit (Energizing Everything)



	Topic & Guiding Question	Student Objectives	Indiana Academic Science Standards (2022)
Lesson 5 	Energy Transfer & Engineering Can you build a chain reaction machine?	Students continue to build a chain reaction machine – identifying a goal, brainstorming and testing multiple ideas, and determining an optimal solution. The chain reaction machine uses multiple components to transfer energy from one part to the next.	4-PS2-1. Investigate how multiple simple machines work together to perform everyday tasks.. 4-PS3-4. Apply scientific ideas to design, test, and refine a device that converts energy from one form to another. 3-5-ETS1-1. 3-5-ETS1-2. 3-5-ETS1-3.
Lesson 6 	Electrical Energy What if there were no electricity?	Students design a flashlight with an on/off switch, using batteries, flights, and tin foil. Students figure out that electricity can be transformed to other forms of energy, such as movement, light, and heat.	4-PS3-2. Make observations to provide evidence that energy can be transferred from place to place by sound, light, heat, and electric currents. 4-PS3-4. Apply scientific ideas to design, test, and refine a device that converts energy from one form to another.
Lesson 7 	Heat Energy & Energy Transfer How long did it take to travel across the country before cars and planes?	Students build a paper spinner and conduct an investigation to explain how heat makes things move. Students realize that heat energy can be transformed into motion energy using a turbine.	4-PS3-2. Make observations to provide evidence that energy can be transferred from place to place by sound, light, heat, and electric currents. 4-PS3-4. Apply scientific ideas to design, test, and refine a device that converts energy from one form to another.
Lesson 8 	Renewable Energy & Natural Resources Where does energy come from?	Students evaluate the advantages and disadvantages of wind, water, and solar energy to power a town. Students obtain and evaluate information about the needs of each source of energy and analyze and interpret data about the town's resources.	4-ESS3-1. Obtain and combine information to describe that energy and fuels are derived from natural resources and their uses affect the environment.

Ecosystems & The Food Web Unit (Web of Life)






	Topic & Guiding Question	Student Objectives	Indiana Academic Science Standards (2022)
Lesson 1 	Food Chains, Predators, Herbivores & Carnivores Why would a hawk move to New York City?	Students construct models of food chains by linking cards discovering that different interrelationships exist between organisms.	5-LS2-1. Develop a model to describe the movement of matter among plants, animals, decomposers, and the environment.
Lesson 2 	Plant Needs: Air & Water What do plants eat?	Students conduct an investigation and interpret data and figure out that water and air account for a plant's weight.	5-LS1-1. Support an argument with evidence that plants obtain materials they need for growth mainly from air and water. 5-LS2-1. Develop a model to describe the movement of matter among plants, animals, decomposers, and the environment.
Lesson 3 	Decomposers & Matter Cycle Where do fallen leaves go?	Students conduct an investigation to test how mold grows under different conditions to decompose food. Students realize that decomposers, like mold, break down and consume dead plant material.	5-LS2-1. Develop a model to describe the movement of matter among plants, animals, decomposers, and the environment.
Lesson 4 	Decomposers, Nutrients, & Matter Cycle Do worms really eat dirt?	Students make observations of worms to realize that worms act as decomposers to eat dead matter in an ecosystem and cycle nutrients into the soil.	5-LS2-1. Develop a model to describe the movement of matter among plants, animals, decomposers, and the environment.

Ecosystems & The Food Web Unit continues on the next page





Ecosystems & The Food Web Unit (Web of Life)

	Topic & Guiding Question	Student Objectives	Indiana Academic Science Standards (2022)
Lesson 5 	Ecosystems & Matter Cycle Why do you have to clean a fish tank but not a pond?	Students develop a model of a pond ecosystem and realize that interrelationships exist between decomposers, plants, and animals. Students discover that each organism must be in balance for the pond ecosystem to function.	5-LS2-1. Develop a model to describe the movement of matter among plants, animals, decomposers, and the environment.
Coming soon!		A new lesson is in the works!	5-ESS3-1. Obtain and combine information about ways individual communities face in protecting Earth's resources and environment.
Lesson 6 	Food Webs & Flow of Energy Why did the dinosaurs go extinct?	Students develop a model of a dinosaur food web. Students realize that blocking the sun's energy would have disastrous effects on the organisms that rely on this energy in the food web and cause the extinction of some entire species.	5-PS3-1. Use models to describe that energy in animals' food (used for body repair, growth, motion, and to maintain body warmth) was once energy from the sun.

Water Cycle & Earth's Systems Unit (Watery Planet)





	Topic & Guiding Question	Student Objectives	Indiana Academic Science Standards (2022)
Lesson 1 	Hydrosphere & The Roles of Water How much water is in the world?	Students analyze and interpret data from world maps to determine the relative amounts of fresh, salt, and frozen water. Students figure out that while the Earth has a lot of water, most of Earth's water is not fresh or accessible.	5-ESS2-2. Describe and graph the amounts of salt water and fresh water in various reservoirs to provide evidence about the distribution of water on Earth.
Lesson 2 	Mixtures & Solutions How much salt is in the ocean?	Students create a model ocean to observe how salt seems to completely vanish when dissolved in water. Students measure and graph quantities to provide evidence that the salt is still in the solution, even though we can't see it.	5-PS1-2. Measure and graph quantities to provide evidence that regardless of the type of change that occurs when heating, cooling, or mixing substances, the total weight of matter is conserved. 5-PS1-1. Develop a model to describe that matter is made of particles too small to be seen.
Lesson 3 	Groundwater as a Natural Resource When you turn on the faucet, where does the water come from?	Students learn most people get fresh water from underground sources. Students determine the best place to settle a town by considering features of the landscape & the characteristics of the plants that thrive there.	5-ESS2-2. Describe and graph the amounts of saltwater and fresh water in various reservoirs to provide evidence about the distribution of water on Earth.
Lesson 4 	Water Cycle Can we make it rain?	Students create a model of the ocean and sky to investigate how temperature influences evaporation and condensation. Students figure out that higher ocean temperatures lead to more evaporation, thus leading to more rain.	5-ESS2-1. Develop a model using an example to describe ways the geosphere, biosphere, hydrosphere, and/or atmosphere interact.
Lesson 5 	Natural Disasters & Engineering How can you save a town from a hurricane?	Students define the problem that a town needs protection from flooding. They design solutions using different types of flood protection. They realize flooding is caused by severe rainfall generated by hurricanes. Hurricanes are created where ocean temperatures are warm.	5-ESS3-1. Obtain and combine information about ways individual communities face in protecting Earth's resources and environment. 3-5-ETS1-1. 3-5-ETS1-2. 3-5-ETS1-3.

Stars & The Solar System Unit (Spaceship Earth)






	Topic & Guiding Question	Student Objectives	Indiana Academic Science Standards (2022)
Lesson 1 	Day, Night, & Earth's Rotation How fast does the Earth spin?	Students model the rotation of the Earth and investigate why the Sun looks like it's moving across the sky. Using evidence they gathered in the investigation, students build a model that explains how the Earth's rotation around its own axis causes the Sun to appear to rise and set.	5-ESS1-2. Represent data in graphical displays to reveal patterns of daily changes in length and direction of shadows, day and night, and the seasonal appearance of some stars in the night sky.
Lesson 2 	Earth's Rotation & Daily Shadow Patterns Who set the first clock?	Students make a shadow clock (sundial) and investigate how the direction and length of shadows change with the position of the light shining on the sundial. Students realize that the Sun's position in the sky can be used to tell the time of day.	5-ESS1-2. Represent data in graphical displays to reveal patterns of daily changes in length and direction of shadows, day and night, and the seasonal appearance of some stars in the night sky.
Lesson 3 	Seasonal Changes & Shadow Length How can the Sun tell you the season?	Students examine photos taken at different times of year and figure out the time of year that each photo was taken. Students discover that the Sun's path changes with the seasons, as does the time of sunrise and sunset. The Sun is always highest in the sky at noon, but that height changes with the season.	5-ESS1-2. Represent data in graphical displays to reveal patterns of daily changes in length and direction of shadows, day and night, and the seasonal appearance of some stars in the night sky.
Lesson 4 	Seasonal Patterns & Earth's Orbit Why do the stars change with the seasons?	Students build a model of the universe and use it to explain why different stars are visible at different times of year. Using evidence from this model, students make an argument that supports the claim that the Earth orbits the Sun.	5-ESS1-2. Represent data in graphical displays to reveal patterns of daily changes in length and direction of shadows, day and night, and the seasonal appearance of some stars in the night sky.

Stars & The Solar System Unit continues on the next page

Stars & The Solar System Unit (Spaceship Earth)

	Topic & Guiding Question	Student Objectives	Indiana Academic Science Standards (2022)
Lesson 5 	Moon Phases, Lunar Cycle Why does the Moon change shape?	Students use a physical model of the Sun and Moon to investigate how the Moon's phase relates to its position relative to the Sun. Students notice that the Moon's phases repeat in a predictable pattern.	5-ESS1-2. Represent data in graphical displays to reveal patterns of daily changes in length and direction of shadows, day and night, and the seasonal appearance of some stars in the night sky.
Lesson 6 	✨New!✨ Solar System & Sun Brightness How can the Sun help us explore other planets?	Students gather evidence to support an argument that the apparent brightness of the Sun is dependent upon an observer's distance from the Sun. They construct a model of the solar system and gather observations of the Sun's apparent brightness from each planet within their model.	5-ESS1-1. Support an argument with evidence that the apparent brightness of the sun compared to other stars is due to their relative distances from Earth.
Lesson 7 	Gravity Why is gravity different on other planets?	Using mathematics and computational thinking, students calculate how high they could jump on planets and moons that have stronger or weaker gravity than Earth. Students analyze and interpret this data to construct an explanation for why the amount of gravity is different on other planets.	5-PS2-1. Support an argument that the gravitational force exerted by Earth on objects is directed down.
Lesson 8 	Star Brightness & Habitable Planets Could there be life on other planets?	Students discover that the Earth is in the "Goldilocks Zone" — a distance from the Sun with the right amount of light and heat for life to exist. Students evaluate other solar systems, comparing their stars to our Sun. Based on their analysis, students plan a space mission to a planet with conditions similar to those on Earth.	5-ESS1-1. Support an argument with evidence that the apparent brightness of the sun and stars is due to their relative distances from Earth.

Chemical Reactions & Properties of Matter Unit (Chemical Magic)

	Topic & Guiding Question	Student Objectives	Indiana Academic Science Standards (2022)
Lesson 1 	Chemistry & Conservation of Matter Are magic potions real?	Students observe that a salt and vinegar solution will turn a dull penny shiny again indicating that substances can change other substances.	Foundational for 5-PS1-1. Develop a model to describe that matter is made of particles too small to be seen. Foundational for 5-PS1-2. Measure and graph quantities to provide evidence that regardless of the type of change that occurs when heating, cooling, or mixing substances, the total weight of matter is conserved.
Lesson 2 	Dissolving & Particulate Nature of Matter Could you transform something worthless into gold?	Students coat a steel nail in copper by placing it into the solution that dissolved bits of the penny. Students realize that substances can change to become particles too small to be seen, but they still exist.	5-PS1-1. Develop a model to describe that matter is made of particles too small to be seen. 5-PS1-2. Measure and graph quantities to provide evidence that regardless of the type of change that occurs when heating, cooling, or mixing substances, the total weight of matter is conserved.
Lesson 3 	Acids, Reactions, & Properties of Matter What would happen if you drank a glass of acid?	Students figure out that acids are very reactive substances. Students investigate reactions between different substances to determine how known acids react with other materials.	5-PS1-3. Make observations and measurements to identify materials based on their properties.
Lesson 4 	Chemical Reactions What do fireworks, rubber, and Silly Putty have in common?	Students combine different substances together to discover that chemical reactions can create new substances.	5-PS1-4. Conduct an investigation to determine whether the mixing of two or more substances results in new substances.
Lesson 5 	Gases & Particle Models Why do some things explode?	Students investigate and model the reaction between baking soda and vinegar. They figure out that gases are made of particles too small to be seen.	5-PS1-1. Develop a model to describe that matter is made of particles too small to be seen.