

Mystery Science Alignment with Ohio Science Standards



Mystery Science is a hands-on curriculum that aligns with Ohio's Learning Standards for Science (2018).

Mystery Science's units of study contain:

- Hands-on, easy-prep activities with EVERY lesson
- Engaging, real-world investigative phenomena
- Thoughtful discussions to build background knowledge
- Lesson & unit assessments to evaluate comprehension
- Curated, cross-curricular extensions

Mystery Science also offers the Anchor Layer, which enriches the unit with an anchor phenomenon, incorporates anchor connections after each lesson, & concludes the unit with a performance task.

You may click unit names to navigate directly to each unit's webpage, or click page numbers to jump to the corresponding page in this standards alignment document.

Kindergarten

Life Science	Page 3
Animal Needs	
Plant Needs	
Earth & Space Science	Page 5
Severe Weather	
Weather Patterns	
Day Patterns	
Night Patterns	
Physical Science	Page 9
Light, Sound, & Communication	

1st Grade

Life Science	Page 10
Animal Traits & Survival	
Plant Traits & Survival	
Earth & Space Science	Page 12
Sunlight & Warmth	
Erosion & Earth's Surface	
Physical Science	Page 14
Pushes & Pulls	

2nd Grade

Life Science	Page 15
Animal Biodiversity	
Plant Adaptations	
Earth & Space Science	Page 17
Weather & Climate	
Physical Science	Page 18
Forces, Motion, & Magnets	

3rd Grade

Life Science	Page 19
Life Cycles	
Heredity, Survival, & Selection	
Human Body, Vision, & The Brain	
Earth & Space Science	Page 22
Erosion & Earth's Surface	
Energy, Energy Transfer, & Electricity	
Physical Science	Page 24
Material Properties	





4th Grade

Life Science	Page 25
Fossils & Changing Environments	
Earth & Space Science	Page 26
Erosion & Earth's Surface	
Earth's Features & Processes	
Water Cycle & Earth's Systems	
Physical Science	Page 29
Chemical Reactions & Properties of Matter	
Energy, Energy Transfer, & Electricity	




5th Grade

Life Science	Page 31
Ecosystems & The Food Web	
Earth & Space Science	Page 33
Stars & The Solar System	
Physical Science	Page 35
Energy, Energy Transfer, & Electricity	
Human Body, Vision, & The Brain	
Sound, Waves, & Communication	




Animal Needs Unit (Animal Secrets)

	Topic & Guiding Question	Student Objectives	Ohio's Learning Standards for Science (2018)
Lesson 1 	Animal Needs: Food Why do woodpeckers peck wood?	Students obtain information through virtual observations of different animal behaviors. They use this evidence to explain that one of the basic needs of animals is food.	K.LS.1 Living things have specific characteristics and traits. K.LS.2 Living things have physical traits and behaviors, which influence their survival.
Lesson 2 	Animal Needs: Shelter Read-Along Where do animals live?	Students obtain information through media about how different animal homes are built. They use this evidence to explain that animals need shelter.	K.LS.2 Living things have physical traits and behaviors, which influence their survival.
Lesson 3 	Animal Needs: Safety How can you find animals in the woods?	Students obtain information through virtual observations of different animal behaviors. They use this evidence to explain that one of the basic needs of animals is shelter.	K.LS.2 Living things have physical traits and behaviors, which influence their survival.
Lesson 4 	Animals & Changing the Environment Read-Along How do animals make their homes in the forest?	Students take a nature walk to look for evidence of animal homes.	K.LS.2 Living things have physical traits and behaviors, which influence their survival.




Plant Needs Unit (Plant Secrets)

	Topic & Guiding Question	Student Objectives	Ohio's Learning Standards for Science (2018)
Lesson 1 	<p>🌟 New! 🌟</p> <p>Living & Nonliving</p> <p>Are plants alive?</p>	<p>Students make observations of plants in order to identify their needs and that they are, in fact, living things.</p>	<p>K.LS.1 Living things have specific characteristics and traits.</p>
Lesson 2 	<p>Plant Needs: Water & Light</p> <p>How do plants and trees grow?</p>	<p>Students investigate to determine the basic needs of plants. They observe to identify ways young plants resemble the parent plant and how the plant changes as it proceeds through its life cycle.</p>	<p>K.LS.1 Living things have specific characteristics and traits.</p> <p>K.LS.2 Living things have physical traits and behaviors, which influence their survival.</p>
Lesson 3 	<p>Human Impacts on the Environment Read-Along</p> <p>Why would you want an old log in your backyard?</p>	<p>Students obtain evidence of living organisms by virtually keeping watch of a log and the living things that visit it.</p>	<p>K.LS.2 Living things have physical traits and behaviors, which influence their survival.</p>

Severe Weather Unit (Wild Weather)





	Topic & Guiding Question	Student Objectives	Ohio's Learning Standards for Science (2018)
Lesson 1 	Severe Weather & Preparation Read-Along How can you get ready for a big storm?	Students obtain information of different types of severe weather to observe and describe how the weather changes during these events and what students can do to prepare and stay safe.	K.ESS.1 Weather changes are long-term and short term.
Lesson 2 	Wind & Storms Have you ever watched a storm?	Students create a simple tool that allows them to observe how hard the wind is blowing. They use this tool to observe weather changes and describe the pattern of faster wind speeds right before a storm.	K.ESS.1 Weather changes are long-term and short term.
Lesson 3 	Weather Conditions How many different kinds of weather are there?	Students obtain information through observations of the weather. They communicate the information by acting as weather watchers and creating drawings of the weather conditions.	K.ESS.1 Weather changes are long-term and short term.

Weather Patterns Unit (Circle of Seasons)

	Topic & Guiding Question	Student Objectives	Ohio's Learning Standards for Science (2018)
Lesson 1 	Daily Weather Patterns Read-Along How do you know what to wear for the weather?	Students track the weather daily and analyze the data by collecting, recording, and sharing their observations to observe patterns of weather changing throughout the day and from day-to-day.	K.ESS.1 Weather changes are long-term and short term.
Lesson 2 	Seasonal Weather Patterns What will the weather be like on your birthday?	Students evaluate information in a series of unnamed drawings of each season. They use these clues to identify characteristics of each season and describe the yearly cyclical pattern.	K.ESS.1 Weather changes are long-term and short term.
Lesson 3 	Animals Changing Their Environment Why do birds lay eggs in the spring?	Students identify the reasons why birds lay eggs in the spring. Then, they develop a bird nest model and use this model as evidence for how animals can change the environment to meet their needs.	K.ESS.1 Weather changes are long-term and short term. K.LS.2 Living things have physical traits and behaviors, which influence their survival.




This unit is found under 1st grade on our site, but we recommend teaching all lessons in Kindergarten if you are following Ohio Standards.

Day Patterns Unit (Sun & Shadows)

	Topic & Guiding Question	Student Objectives	Ohio's Learning Standards for Science (2018)
Lesson 1 	Sun, Shadows, & Daily Patterns Could a statue's shadow move?	Students observe how shadows change as time passes, or as the Sun moves across the sky. They analyze how to move a light source to change the shape and direction of shadows, constructing an explanation of what causes a shadow to move.	K.ESS.2 The moon, sun, and stars can be observed at different times of the day or night.
Lesson 2 	Sun, Shadows, & Daily Patterns Read-Along What does your shadow do when you're not looking?	Students conduct an investigation to gather information about how their shadow changes throughout the day.	K.ESS.2 The moon, sun, and stars can be observed at different times of the day or night.
Lesson 3 	Sun & Daily Patterns How can the Sun help you if you're lost?	Students develop a Sun Finder, a model of the Sun's movement across the sky. They use this model to reason about how the Sun can help guide them during the day.	K.ESS.2 The moon, sun, and stars can be observed at different times of the day or night.
Lesson 4 	Daylight & Seasonal Patterns Read-Along Why do you have to go to bed early in the summer?	Students obtain information about the seasonal patterns of sunrise and sunset.	K.ESS.2 The moon, sun, and stars can be observed at different times of the day or night.







This unit is found under 1st grade on our site, but we recommend teaching all lessons in Kindergarten if you are following Ohio Standards.

Night Patterns Unit (Moon & Stars)






	Topic & Guiding Question	Student Objectives	Ohio's Learning Standards for Science (2018)
Lesson 1 	Moon Phases & Patterns When can you see the full moon?	Students record observations of the Moon's shape using a series of photos collected over the course of four weeks. Using this information, students discover that the Moon follows a cyclical pattern, which they can use to predict when a full moon will appear.	K.ESS.2 The moon, sun, and stars can be observed at different times of the day or night.
Lesson 2 	Stars & Daily Patterns Why do stars come out at night?	Students develop and use a model of the Big Dipper in the night sky. After conducting a simple investigation, students construct an explanation for why stars are only visible in the night sky.	K.ESS.2 The moon, sun, and stars can be observed at different times of the day or night.
Lesson 3 	Stars & Seasonal Patterns Read-Along How can stars help you if you get lost?	Students observe that groups of stars in the sky form a pattern: constellations. Even though the Big Dipper changes its spot in the sky in different seasons, it always points to the North Star.	K.ESS.2 The moon, sun, and stars can be observed at different times of the day or night.

This unit is found under 1st grade on our site, but we recommend teaching all lessons in Kindergarten if you are following Ohio Standards.




Light, Sound, & Communication Unit (Lights & Sounds)

	Topic & Guiding Question	Student Objectives	Ohio's Learning Standards for Science (2018)
Lesson 1 	Sounds & Vibrations How do they make silly sounds in cartoons?	Students explore how to make different sounds with everyday objects. They construct an explanation that objects vibrate when they make a sound, and if the vibration stops, the sound stops.	K.PS.2 Some objects and materials can be made to vibrate to produce sound.
Lesson 2 	Sounds & Vibrations Read-Along Where do sounds come from?	Students create three different sound makers and construct an explanation about where the vibrations are happening in each sound experiment.	K.PS.2 Some objects and materials can be made to vibrate to produce sound.
Lesson 3 	Light, Materials, Transparent & Opaque What if there were no windows?	Students investigate the properties of different materials that they can and cannot see through. Then they create a stained glass window using tissue paper to explore how materials interact with light.	K.PS.1 Objects and materials can be sorted and described by their properties.
Lesson 4 	Light & Illumination Read-Along Can you see in the dark?	Students look inside a completely dark box to determine if they can see the shape of the object inside. They allow more light into the box to illuminate the object and allow them to see it. Students use their observations explain that objects need light to be seen.	K.PS.1 Objects and materials can be sorted and described by their properties.
Lesson 5 	Light, Communication, & Engineering How could you send a secret message to someone far away?	Students are presented with the problem that they need to send a message at night, without using noise. They design a solution to create a color-coded message system and communicate with light signals.	K.PS.2 Some objects and materials can be made to vibrate to produce sound.
Lesson 6 	Lights, Sounds, & Communication Read-Along How do boats find their way in the fog?	Students obtain information about light and sound signals. They analyze different sounds with eyes closed to determine which type of sound they hear.	K.PS.2 Some objects and materials can be made to vibrate to produce sound.

Animal Traits & Survival Unit (Animal Superpowers)




	Topic & Guiding Question	Student Objectives	Ohio's Learning Standards for Science (2018)
Lesson 1 	Parent & Offspring Traits How can you help a lost baby animal find its parents?	Students observe the traits of adult and baby animals in order to construct an explanation that most young animals are like, but not exactly like, their parents.	1.LS.2 Living things survive only in environments that meet their needs.
Lesson 2 	Animal Structures & Survival Why do birds have beaks?	Students investigate how different bird beaks are well suited for eating different kinds of food. They explain which beak would help a particular bird survive in a particular environment.	1.LS.1 Living things have basic needs, which are met by obtaining materials from the physical environment. 1.LS.2 Living things survive only in environments that meet their needs.
Lesson 3 	Animal Behavior & Offspring Survival Read-Along Why do baby ducks follow their mother?	Students obtain information about the behaviors of animal parents that help their offspring survive.	1.LS.2 Living things survive only in environments that meet their needs.
Lesson 4 	Camouflage & Animal Survival Why are polar bears white?	Students use observations of animal parents and their offspring to construct an explanation about young plants and animals being similar, but not identical, to their parents.	1.LS.1 Living things have basic needs, which are met by obtaining materials from the physical environment. 1.LS.2 Living things survive only in environments that meet their needs.
Lesson 5 	Inheritance & Variation of Traits Read-Along Why do family members look alike?	Students identify parts of plants such as roots, branches, and leaves. They evaluate these plant parts and apply that information to design an umbrella that won't blow down in the wind.	1.LS.2 Living things survive only in environments that meet their needs.

Plant Traits & Survival Unit (Plant Superpowers)

	Topic & Guiding Question	Student Objectives	Ohio's Learning Standards for Science (2018)
Lesson 1 	<p>✨ New! ✨</p> <p>Plant Traits & Offspring</p> <p>What will a baby plant look like when it grows up?</p>	<p>Students observe seedlings and adult plants and use their observations to identify the pattern that young plants are similar to their parent plants.</p>	<p>1.LS.2 Living things survive only in environments that meet their needs.</p>
Lesson 2 	<p>Plant Survival & Engineering</p> <p>Why don't trees blow down in the wind?</p>	<p>Students learn how plants respond to light. They conduct an investigation to compare how the parts of a plant respond to light.</p>	<p>1.LS.1 Living things have basic needs, which are met by obtaining materials from the physical environment.</p> <p>1.LS.2 Living things survive only in environments that meet their needs.</p>
Lesson 3 	<p>Plant Movement & Survival Read-Along</p> <p>What do sunflowers do when you're not looking?</p>	<p>Students learn how plants respond to light. They conduct an investigation to compare how the parts of a plant respond to light.</p>	<p>1.LS.1 Living things have basic needs, which are met by obtaining materials from the physical environment.</p>






This unit is found under Kindergarten on our site, but we recommend teaching all lessons in 1st grade if you are following Ohio Standards.

Sunlight & Warmth Unit (Sunny Skies)

	Topic & Guiding Question	Student Objectives	Ohio's Learning Standards for Science (2018)
Lesson 1 	Sunlight, Heat, & Earth's Surface Read-Along How could you walk barefoot across hot pavement without burning your feet?	Students make observations of the pavement heating up after being warmed by the Sun. Then, they design a solution to build a shade structure that can reduce the warming effect of sunlight.	1.ESS.1 The Sun is the principal source of energy. 1.PS.1 Properties of objects and materials can change.
Lesson 2 	Sunlight, Warming, & Engineering How could you warm up a frozen playground?	Students carry out an investigation to test which materials can redirect the light and heat of sunlight. (*This lesson has students increase the warming effect of sunlight on an area.)	1.ESS.1 The Sun is the principal source of energy. 1.PS.1 Properties of objects and materials can change.
Lesson 3 	Sunlight & Warmth Why does it get cold in winter?	Students construct an explanation for why marshmallows melt in one car and not in another car. Then, they conduct a virtual investigation to determine that the warmth of the Sun is the cause of the melted marshmallows.	1.ESS.1 The Sun is the principal source of energy. 1.PS.1 Properties of objects and materials can change.







This unit is found under 2nd grade on our site, but we recommend teaching Lesson 1 in 1st grade if you are following Ohio Standards.

Erosion & Earth's Surface Unit (Work of Water)





	Topic & Guiding Question	Student Objectives	Ohio's Learning Standards for Science (2018)
Lesson 1 	Mapping & Earth's Surface Features If you floated down a river, where would you end up?	Students develop a model of the Earth's surface and use it to discover an important principle about how rivers work: rivers flow downhill, from high places to low places.	1.ESS.2 Water on Earth is present in many forms.
Lesson 2 	<p>Although this appears on our site, we recommend teaching this in 3rd grade if following Ohio Standards.</p> Rocks, Sand, & Erosion Why is there sand at the beach?	Students investigate the effects of rocks tumbling in a river. Based on their observations, they construct an explanation for why rocks on the top of mountains are much bigger than the sand at the beach.	3.ESS.1 Earth's nonliving resources have specific properties
Lesson 3 	<p>Although this appears on our site, we recommend teaching this in 4th grade if following Ohio Standards.</p> Mapping & Severe Weather Where do flash floods happen?	Students use a model (i.e. a map) to examine the different factors, including the shapes and kinds of land, that contribute to flash floods. They use this to predict where flash floods are most likely to happen.	4.ESS.1 Earth's surface has specific characteristics and landforms that can be identified.
Lesson 4 	<p>Although this appears on our site, we recommend teaching this in 4th grade if following Ohio Standards.</p> Erosion, Earth's Surface, & Landforms What's strong enough to make a canyon?	Students create a model landform and investigate how some Earth events can occur quickly, while others occur slowly.	4.ESS.3 The surface of Earth changes due to erosion and deposition.
Lesson 5 	<p>Although this appears on our site, we recommend teaching this in 4th grade if following Ohio Standards.</p> Erosion & Engineering How can you stop a landslide?	Students compare multiple solutions for preventing erosion.	4.ESS.3 The surface of Earth changes due to erosion and deposition.

This unit is found under Kindergarten on our site, but we recommend teaching all lessons in 1st grade if you are following Ohio Standards.

Pushes & Pulls Unit (Force Olympics)





	Topic & Guiding Question	Student Objectives	Ohio's Learning Standards for Science (2018)
Lesson 1 	Pushes & Pulls What's the biggest excavator?	Students observe different machines and use those observations as evidence for why machines make work easier.	1.PS.2 Objects can be moved in a variety of ways, such as straight, zigzag, circular, and back and forth.
Lesson 2 	Pushes, Pulls, & "Work Words" Read-Along Why do builders need so many big machines?	Students observe construction equipment being used in different ways to move objects.	1.PS.2 Objects can be moved in a variety of ways, such as straight, zigzag, circular, and back and forth.
Lesson 3 	Motion, Speed, & Strength How can you knock down a wall made of concrete?	Students carry out an investigation to determine how far back they should pull a model wrecking ball to knock down a wall, but not the houses behind it.	1.PS.2 Objects can be moved in a variety of ways, such as straight, zigzag, circular, and back and forth.
Lesson 4 	Speed & Direction of Force Read-Along How can you knock down the most bowling pins?	Students play a game of bumper bowling to observe the way that objects can move in straight lines, zigzags, and back and forth.	1.PS.2 Objects can be moved in a variety of ways, such as straight, zigzag, circular, and back and forth.
Lesson 5 	Direction of Motion & Engineering How can we protect a mountain town from falling rocks?	Students conduct an investigation of how to protect a town from a falling boulder. They design a solution to safely guide the direction of the boulder away from the town.	1.PS.2 Objects can be moved in a variety of ways, such as straight, zigzag, circular, and back and forth.
Lesson 6 	Forces & Engineering Read-Along How could you invent a trap?	Students define a problem they would like to solve and then design a solution using what they know about the locations of objects and how they can move.	1.PS.2 Objects can be moved in a variety of ways, such as straight, zigzag, circular, and back and forth.

Animal Biodiversity Unit (Animal Adventures)

	Topic & Guiding Question	Student Objectives	Ohio's Learning Standards for Science (2018)
Lesson 1 	Biodiversity & Classification How many different kinds of animals are there?	Students observe the traits of different animals and use that information to organize them into groups based on their characteristics.	Foundational for 2.LS.1 Living things cause changes on Earth.
Lesson 2 	Habitat Diversity Why would a wild animal visit a playground?	Students observe animals, plants, and the physical characteristics of two different habitats. They collect and analyze data to compare the biodiversity between the two habitats.	Foundational for 2.LS.1 Living things cause changes on Earth.
Lesson 3 	Biodiversity, Habitats, & Species Why do frogs say "ribbit"?	Students identify frogs based on their unique calls and use that information to determine the level of frog species diversity within multiple habitats.	Foundational for 2.LS.1 Living things cause changes on Earth.
Lesson 4 	Biodiversity & Engineering How could you get more birds to visit a bird feeder?	Students investigate which kinds of birds are likely to visit a bird feeder based on what they eat and design and build a prototype bird feeder that attracts a specific type of bird.	Foundational for 2.LS.1 Living things cause changes on Earth.






Ohio Specific Standard: 2.LS.2 All organisms alive today result from their ancestors, some of which may be extinct. Not all kinds of organisms that lived in the past are represented by living organisms today.

Plant Adaptations Unit (Plant Adventures)

	Topic & Guiding Question	Student Objectives	Ohio's Learning Standards for Science (2018)
Lesson 1 	<p>✨New!✨</p> <p>Seed Dispersal</p> <p>How did a tree travel halfway around the world?</p>	<p>Students develop physical models of seed structures. They observe how structure affects the seed's function in dispersing away from the tree.</p>	<p>Foundational for 2.LS.1 Living things cause changes on Earth.</p>
Lesson 2 	<p>✨New!✨</p> <p>Animal Seed Dispersal</p> <p>Why do seeds have so many different shapes?</p>	<p>Students develop a model of a furry animal and then use it to test how far seed models with different structures can travel.</p>	<p>Foundational for 2.LS.1 Living things cause changes on Earth.</p>
Lesson 3 	<p>Water, Sunlight, & Plant Growth</p> <p>Could a plant survive without light?</p>	<p>Students conduct an investigation to determine that plants need water and light to grow.</p>	<p>Foundational for 2.LS.1 Living things cause changes on Earth.</p>
Lesson 4 	<p>✨New!✨</p> <p>Plant Needs & Habitats</p> <p>How much water should you give a plant?</p>	<p>Students plan and conduct a series of virtual experiments in order to determine how much water and sunlight a set of mystery plants need in order to stay healthy and survive.</p>	<p>Foundational for 2.LS.1 Living things cause changes on Earth.</p>






This unit is found under 3rd grade on our site, but we recommend teaching all lessons in 2nd grade if you are following Ohio Standards.

Weather & Climate Unit (Stormy Skies)






	Topic & Guiding Question	Student Objectives	Ohio's Learning Standards for Science (2018)
Lesson 1 	Water Cycle & States of Matter Where do clouds come from?	Students obtain and combine information that water can change from liquid to gas, but that it is always made of tiny drops. Clouds are made of water that has evaporated.	2.ESS.1 The atmosphere is primarily made up of air. 2.ESS.2 Water is present in the atmosphere. 2.ESS.3 Long- and short-term weather changes occur due to changes in energy.
Lesson 2 	Local Weather Patterns & Weather Prediction How can we predict when it's going to storm?	Students make observations of clouds and develop a tool to make predictions about what kind of weather might happen next.	2.ESS.3 Long- and short-term weather changes occur due to changes in energy.
Lesson 3 	Seasonal Weather Patterns Where's the best place to build a snow fort?	Students gather winter temperature data from three different towns. They represent the data in a table to compare the weather and decide which town is the best candidate to host a snow fort festival in future years.	2.ESS.3 Long- and short-term weather changes occur due to changes in energy.
Lesson 4 	Climate & Global Weather Patterns Why are some places always hot?	Students obtain and combine information to describe the different climate regions of the world.	2.ESS.3 Long- and short-term weather changes occur due to changes in energy.
Lesson 5 	Natural Hazards & Engineering How can you keep a house from blowing away in a windstorm?	Students design and build solutions that reduce the hazards associated with strong winds that could damage buildings.	2.ESS.1 The atmosphere is primarily made up of air. 2.ESS.3 Long- and short-term weather changes occur due to changes in energy.

This unit is found under 3rd grade on our site, but we recommend teaching all lessons in 2nd grade if you are following Ohio Standards.






Forces, Motion, & Magnets Unit (Invisible Forces)

	Topic & Guiding Question	Student Objectives	Ohio's Learning Standards for Science (2018)
Lesson 1 	Balanced & Unbalanced Forces How could you win a tug-of-war against a bunch of adults?	Students develop a mental model of the nature of forces and motion and use that model to explain the behavior of an elastic jumper.	2.PS.1 Forces change the motion of an object.
Lesson 2 	Balanced Forces & Engineering What makes bridges so strong?	Students develop and design a bridge to be as strong as possible while working with limited materials.	2.PS.1 Forces change the motion of an object.
Lesson 3 	✨ New! ✨ Patterns of Motion, Gravity, & Friction How high can you swing on a flying trapeze?	Students make observations and take measurements of the motion of that model and use that data to predict the motion of a real trapeze.	2.PS.1 Forces change the motion of an object.
Lesson 4 	Magnets & Forces What can magnets do?	Students investigate the properties of magnets and the fact that they exert forces that act at a distance.	2.PS.1 Forces change the motion of an object.
Lesson 5 	Magnets & Engineering How can you unlock a door using a magnet?	Students investigate magnetic attraction and repulsion, and design a magnetic lock in the hands-on activity.	2.PS.1 Forces change the motion of an object.

Life Cycles Unit (Circle of Life)





	Topic & Guiding Question	Student Objectives	Ohio's Learning Standards for Science (2018)
Lesson 1 	Animal Life Cycles How is your life like an alligator's life?	Students create models of several different animal life cycles and compare them to one another. They use these models to discover the pattern that all animals are born, grow, can have babies, and eventually die.	3.IS.3 Plants and animals have life cycles that are part of their adaptations for survival in their natural environments.
Lesson 2 	Environmental Change & Engineering What's the best way to get rid of mosquitoes?	Students obtain and evaluate information about mosquitoes from different sources. They analyze and interpret information about the mosquito life cycle to reduce the number of mosquitoes that live in a certain area.	3.IS.3 Plants and animals have life cycles that are part of their adaptations for survival in their natural environments.
Lesson 3 	Pollination & Plant Reproduction Why do plants grow flowers?	Students model the structure and function of flower parts that are responsible for creating seeds.	3.IS.3 Plants and animals have life cycles that are part of their adaptations for survival in their natural environments.
Lesson 4 	Fruit, Seeds, & Plant Reproduction Why do plants give us fruit?	Students explore the function of fruits in plants and practice classification.	3.IS.3 Plants and animals have life cycles that are part of their adaptations for survival in their natural environments.
Lesson 5 	Plant Life Cycles Why are there so many different kinds of flowers?	Students play a game that models the stages of the plant life cycle. After playing the game students use the model to show how changes to one part of the life cycle affect all other stages.	3.IS.3 Plants and animals have life cycles that are part of their adaptations for survival in their natural environments.

Heredity, Survival, & Selection Unit (Fates of Traits)

	Topic & Guiding Question	Student Objectives	Ohio's Learning Standards for Science (2018)
Lesson 1 	Trait Variation, Inheritance, & Artificial Selection How could you make the biggest fruit in the world?	Students investigate how human beings have modified plants based on our knowledge of how plants change from generation to generation.	3.LS.1 Offspring resemble their parents and each other.
Lesson 2 	Trait Variation, Inheritance, & Artificial Selection What kinds of animals might there be in the future?	Students analyze the traits of parent dogs and their offspring, constructing an explanation about which traits a puppy gets from each parent.	3.LS.1 Offspring resemble their parents and each other.
Lesson 3 	Trait Variation, Natural Selection, & Survival Can selection happen without people?	Students compare the structures of lizards that live on an island. They simulate multiple generations of these lizards, and analyze and interpret the data to understand how these structures aid in their survival.	3.LS.1 Offspring resemble their parents and each other. 3.LS.2 Individuals of the same kind of organism differ in their inherited traits. These differences give some individuals an advantage in surviving and/or reproducing.
Lesson 4 	Animal Groups & Survival Why do dogs wag their tails?	Students observe animals that live in groups in order to obtain, evaluate, and communicate information about animal social behavior. Students use evidence to show how animals form groups to help them survive.	3.LS.2 Individuals of the same kind of organism differ in their inherited traits. These differences give some individuals an advantage in surviving and/or reproducing.
Lesson 5 	Traits & Environmental Variation How long can people (and animals) survive in outer space?	Students measure and compare their own physical traits (arm strength, balance, and height) and analyze the information to construct an explanation for how the environment can influence traits.	3.LS.2 Individuals of the same kind of organism differ in their inherited traits. These differences give some individuals an advantage in surviving and/or reproducing.






This unit is found under 4th grade on our site, but we recommend teaching several lessons in 3rd grade if you are following Ohio Standards.

Human Body, Vision, & The Brain Unit (Human Machine)

	Topic & Guiding Question	Student Objectives	Ohio's Learning Standards for Science (2018)
Lesson 1 	Muscles & Skeleton Why do your biceps bulge?	Students construct a model of the human hand to explain how muscles pull on bones to create movement.	3.LS.2 Individuals of the same kind of organism differ in their inherited traits. These differences give some individuals an advantage in surviving and/or reproducing.
Lesson 2 	<p>Although this appears on our site, we recommend teaching this in 5th grade if following Ohio Standards.</p> Light, Eyes, & Vision What do people who are blind see?	Students develop a working model of an eye. They use the model to reason about how light reflects off an object and into the eye, helping an organism process information from the environment.	5.PS.2 Light and sound are forms of energy that behave in predictable ways.
Lesson 3 	<p>Although this appears on our site, we recommend teaching this in 5th grade if following Ohio Standards.</p> Structure & Function of Eyes How can some animals see in the dark?	Students use their eye model to discover that the pupil controls the amount of light let into the eye. In the dark, pupils get larger to let in more light.	5.PS.2 Light and sound are forms of energy that behave in predictable ways.
Lesson 4 	Brain, Nerves, & Information Processing How does your brain control your body?	Students investigate how their own brain works by testing their reflexes. They discover that the brain receives information from the senses, processes the information, and sends signals to the muscles to enable movement.	3.LS.2 Individuals of the same kind of organism differ in their inherited traits. These differences give some individuals an advantage in surviving and/or reproducing.




This unit is found under 2nd grade on our site, but we recommend teaching Lesson 2 in 3rd grade if you are following Ohio Standards.

Erosion & Earth's Surface Unit (Work of Water)

	Topic & Guiding Question	Student Objectives	Ohio's Learning Standards for Science (2018)
Lesson 1 	<p>Although this appears on our site, we recommend teaching this in 1st grade if following Ohio Standards.</p> <p>Mapping & Earth's Surface Features</p> <p>If you floated down a river, where would you end up?</p>	<p>Students develop a model of the Earth's surface and use it to discover an important principle about how rivers work: rivers flow downhill, from high places to low places.</p>	<p>1.ESS.2 Water on Earth is present in many forms.</p>
Lesson 2 	<p>Rocks, Sand, & Erosion</p> <p>Why is there sand at the beach?</p>	<p>Students investigate the effects of rocks tumbling in a river. Based on their observations, they construct an explanation for why rocks on the top of mountains are much bigger than the sand at the beach.</p>	<p>3.ESS.1 Earth's nonliving resources have specific properties</p>
Lesson 3 	<p>Although this appears on our site, we recommend teaching this in 4th grade if following Ohio Standards.</p> <p>Mapping & Severe Weather</p> <p>Where do flash floods happen?</p>	<p>Students use a model (i.e. a map) to examine the different factors, including the shapes and kinds of land, that contribute to flash floods. They use this to predict where flash floods are most likely to happen.</p>	<p>4.ESS.1 Earth's surface has specific characteristics and landforms that can be identified.</p>
Lesson 4 	<p>Although this appears on our site, we recommend teaching this in 4th grade if following Ohio Standards.</p> <p>Erosion & Earth's Surface Features</p> <p>What's strong enough to make a canyon?</p>	<p>Students create a model canyon and investigate how some Earth events can occur quickly, while others occur slowly.</p>	<p>4.ESS.3 The surface of Earth changes due to erosion and deposition.</p>
Lesson 5 	<p>Although this appears on our site, we recommend teaching this in 4th grade if following Ohio Standards.</p> <p>Erosion & Engineering</p> <p>How can you stop a landslide?</p>	<p>Students compare multiple solutions for preventing erosion.</p>	<p>4.ESS.3 The surface of Earth changes due to erosion and deposition.</p>

This unit is found under 4th grade on our site, but we recommend teaching Lesson 8 in 3rd grade if you are following Ohio Standards.







Energy, Energy Transfer, & Electricity Unit (Energizing Everything)

	Topic & Guiding Question	Student Objectives	Ohio's Learning Standards for Science
Lesson 6 	<p>Although this appears on our site, we recommend teaching this in 4th grade if following Ohio Standards.</p> <p>Electrical Energy</p> <p>What if there were no electricity?</p>	<p>Students design a flashlight with an on/off switch, using batteries, flights, and tin foil. Students figure out that electricity can be transformed to other forms of energy, such as movement, light, and heat.</p>	<p>4.PS.2 Energy can be transferred from one location to another or can be transformed from one form to another.</p>
Lesson 7 	<p>Although this appears on our site, we recommend teaching this in 4th grade if following Ohio Standards.</p>		
Lesson 8 	<p>Renewable Energy & Natural Resources</p> <p>Where does energy come from?</p>	<p>Students evaluate the advantages and disadvantages of wind, water, and solar energy to power a town. Students obtain and evaluate information about the needs of each source of energy and analyze and interpret data about the town's resources.</p>	<p>3.ESS.2 Earth's resources can be used for energy.</p>

Ohio Specific Standard: **3.ESS.3** Some of Earth's resources are limited.




This unit is found under 2nd grade on our site, but we recommend teaching all lessons in 3rd grade if you are following Ohio Standards.

Material Properties Unit (Material Magic)

	Topic & Guiding Question	Student Objectives	Ohio's Learning Standards for Science (2018)
Lesson 1 	Material Properties & Engineering Why do we wear clothes?	Students investigate different material properties, such as flexibility and absorbency, and use those properties to design and build a hat that protects them from the sun.	3.PS.1 All objects and substances in the natural world are composed of matter. 3.PS.2 Matter exists in different states, each of which has different properties.
Lesson 2 	Classify Materials: Insulators Can you really fry an egg on a hot sidewalk?	Students conduct an investigation of conductors and insulators in order to determine which are best suited for allowing people to handle hot items.	3.PS.1 All objects and substances in the natural world are composed of matter. 3.PS.2 Matter exists in different states, each of which has different properties.
Lesson 3 	Heating, Cooling, & Phases of Matter Why are so many toys made out of plastic?	Student conduct an investigation of different materials in order to determine which are most and least easily melted.	3.PS.1 All objects and substances in the natural world are composed of matter. 3.PS.2 Matter exists in different states, each of which has different properties. 3.PS.3 Heat, electrical energy, light, sound, and magnetic energy are forms of energy.
Lesson 4 	Inventions & Engineering What materials might be invented in the future?	Students design a new invention that takes advantage of the unique properties of a futuristic material.	3.PS.2 Matter exists in different states, each of which has different properties.
Lesson 5 	Materials, Properties, & Engineering Could you build a house out of paper?	Students construct an evidence- based account of how a structure built of paper can be disassembled and rebuilt in new ways.	3.PS.1 All objects and substances in the natural world are composed of matter. 3.PS.2 Matter exists in different states, each of which has different properties.
Lesson 6 	Soil Properties How do you build a city out of mud?	Students conduct an investigation where they examine three different soil models. They use this information to determine which type of soil has the properties that will result in the best mud that can be used to build a house.	3.ESS.1 Earth's nonliving resources have specific properties






This unit is found under 3rd grade on our site, but we recommend teaching lessons in 4th grade if you are following Ohio Standards.

Fossils & Changing Environments Unit (Animals Through Time)






	Topic & Guiding Question	Student Objectives	Ohio's Learning Standards for Science (2018)
Lesson 1 	Habitats, Fossils, & Environments Over Time Where can you find whales in a desert?	Students explore the idea that the rock under our feet sometimes contains fossils, and investigate how these fossils reveal changes in habitats through time.	4.LS.1 Changes in an organism's environment are sometimes beneficial to its survival and sometimes harmful. 4.LS.2 Fossils can be compared to one another and to present-day organisms according to their similarities and differences.
Lesson 2 	✨New!✨ Fossil Evidence & Classification How do we know what dinosaurs looked like?	Students learn how we can infer what the outside of an animal looked like by using clues about their skeleton.	4.LS.2 Fossils can be compared to one another and to present-day organisms according to their similarities and differences.
Lesson 3 	Trace Fossil Evidence & Animal Movement Can you outrun a dinosaur?	Students learn how fossilized animal tracks can tell us a great deal about the animals that left them.	4.LS.2 Fossils can be compared to one another and to present-day organisms according to their similarities and differences.

This unit is found under 2nd grade on our site, but we recommend teaching many lessons in 4th grade if you are following Ohio Standards.

Erosion & Earth's Surface Unit (Work of Water)






	Topic & Guiding Question	Student Objectives	Ohio's Learning Standards for Science (2018)
Lesson 1 	<p>Although this appears on our site, we recommend teaching this in 1st grade if following Ohio Standards.</p> <p>Mapping & Earth's Surface Features</p> <p>If you floated down a river, where would you end up?</p>	<p>Students develop a model of the Earth's surface and use it to discover an important principle about how rivers work: rivers flow downhill, from high places to low places.</p>	<p>1.ESS.2 Water on Earth is present in many forms.</p>
Lesson 2 	<p>Although this appears on our site, we recommend teaching this in 3rd grade if following Ohio Standards.</p> <p>Rocks, Sand, & Erosion</p> <p>Why is there sand at the beach?</p>	<p>Students investigate the effects of rocks tumbling in a river. Based on their observations, they construct an explanation for why rocks on the top of mountains are much bigger than the sand at the beach.</p>	<p>3.ESS.1 Earth's nonliving resources have specific properties</p>
Lesson 3 	<p>Mapping & Severe Weather</p> <p>Where do flash floods happen?</p>	<p>Students use a model (i.e. a map) to examine the different factors, including the shapes and kinds of land, that contribute to flash floods. They use this to predict where flash floods are most likely to happen.</p>	<p>4.ESS.1 Earth's surface has specific characteristics and landforms that can be identified.</p>
Lesson 4 	<p>Erosion, Earth's Surface, & Landforms</p> <p>What's strong enough to make a canyon?</p>	<p>Students create a model landform and investigate how some Earth events can occur quickly, while others occur slowly.</p>	<p>4.ESS.3 The surface of Earth changes due to erosion and deposition.</p>
Lesson 5 	<p>Erosion & Engineering</p> <p>How can you stop a landslide?</p>	<p>Students compare multiple solutions for preventing erosion.</p>	<p>4.ESS.3 The surface of Earth changes due to erosion and deposition.</p>

Earth's Features & Processes Unit (The Birth of Rocks)

	Topic & Guiding Question	Student Objectives	Ohio's Learning Standards for Science (2018)
Lesson 1 	Volcanoes & Patterns of Earth's Features Could a volcano pop up where you live?	Students use coordinates to develop a map of volcanoes to discover a pattern of where volcanoes exist on Earth. Students identify the pattern of volcanoes in the "Ring of Fire."	4.ESS.1 Earth's surface has specific characteristics and landforms that can be identified.
Lesson 2 	Volcanoes & Rock Cycle Why do some volcanoes explode?	Students investigate the properties of thin and thick lava by attempting to create air bubbles. Students realize that thick lava will cause a volcano to explode, while thin lava will not.	4.ESS.1 Earth's surface has specific characteristics and landforms that can be identified.
Lesson 3 	Weathering & Erosion Will a mountain last forever?	Students make observations of the effects of weathering to discover that rocks will become rounded and break into small pieces when they tumble down a mountain.	4.ESS.2 The surface of Earth changes due to weathering. 4.ESS.3 The surface of Earth changes due to erosion and deposition.
Lesson 4 	Sedimentary Rock & Fossils What did your town look like 100 million years ago?	Students create a model canyon and use the pattern of fossils found in each rock layer to support the explanation that the landscape has changed many times over millions of years.	4.ESS.3 The surface of Earth changes due to erosion and deposition. 4.LS.2 Fossils can be compared to one another and to present-day organisms according to their similarities and differences.
Lesson 5 	Erosion, Natural Hazards, & Engineering How could you survive a landslide?	Students generate multiple possible solutions to protect homes from a landslide. Students realize that there are many causes for the erosion that causes rocks to fall in landslides.	4.ESS.1 Earth's surface has specific characteristics and landforms that can be identified.






This unit is found under 5th grade on our site, but we recommend teaching all lessons in 4th grade if you are following Ohio Standards.

Water Cycle & Earth's Systems Unit (Watery Planet)

	Topic & Guiding Question	Student Objectives	Ohio's Learning Standards for Science (2018)
Lesson 1 	Hydrosphere & Water Distribution How much water is in the world?	Students analyze and interpret data from world maps to determine the relative amounts of fresh, salt, and frozen water. Students figure out that while the Earth has a lot of water, most of Earth's water is not fresh or accessible.	4.ESS.1 Earth's surface has specific characteristics and landforms that can be identified.
Lesson 2 	Mixtures & Solutions How much salt is in the ocean?	Students create a model ocean to observe how salt seems to completely vanish when dissolved in water. Students measure and graph quantities to provide evidence that the salt is still in the solution, even though we can't see it.	4.PS.1 When objects break into smaller pieces, dissolve, or change state, the total amount of matter is conserved.
Lesson 3 	Groundwater as a Natural Resource When you turn on the faucet, where does the water come from?	Students learn most people get fresh water from underground sources. Students determine the best place to settle a town by considering features of the landscape & the characteristics of the plants that thrive there.	4.ESS.1 Earth's surface has specific characteristics and landforms that can be identified.
Lesson 4 	Water Cycle Can we make it rain?	Students create a model of the ocean and sky to investigate how temperature influences evaporation and condensation. Students figure out that higher ocean temperatures lead to more evaporation, thus leading to more rain.	4.ESS.1 Earth's surface has specific characteristics and landforms that can be identified.
Lesson 5 	Natural Disasters & Engineering How can you save a town from a hurricane?	Students define the problem that a town needs protection from flooding. They design solutions using different types of flood protection. They realize flooding is caused by severe rainfall generated by hurricanes. Hurricanes are created where ocean temperatures are warm.	4.ESS.1 Earth's surface has specific characteristics and landforms that can be identified.




This unit is found under 5th grade on our site, but we recommend teaching all lessons in 4th grade if you are following Ohio Standards.

Chemical Reactions & Properties of Matter Unit (Chemical Magic)





	Topic & Guiding Question	Student Objectives	Ohio's Learning Standards for Science (2018)
Lesson 1 	Conservation of Matter Are magic potions real?	Students observe that a salt and vinegar solution will turn a dull penny shiny again indicating that substances can change other substances.	4.PS.1 When objects break into smaller pieces, dissolve, or change state, the total amount of matter is conserved.
Lesson 2 	Dissolving & Particulate Nature of Matter Could you transform something worthless into gold?	Students coat a steel nail in copper by placing it into the solution that dissolved bits of the penny. Students realize that substances can change to become particles too small to be seen, but they still exist.	4.PS.1 When objects break into smaller pieces, dissolve, or change state, the total amount of matter is conserved.
Lesson 3 	Properties of Matter: Acids What would happen if you drank a glass of acid?	Students figure out that acids are very reactive substances. Students investigate reactions between different substances to determine how known acids react with other materials.	4.PS.1 When objects break into smaller pieces, dissolve, or change state, the total amount of matter is conserved.
Lesson 4 	Chemical Reactions What do fireworks, rubber, and Silly Putty have in common?	Students combine different substances together to discover that chemical reactions can create new substances.	4.PS.1 When objects break into smaller pieces, dissolve, or change state, the total amount of matter is conserved.
Lesson 5 	Gases & Particle Models Why do some things explode?	Students investigate and model the reaction between baking soda and vinegar. They figure out that gases are made of particles too small to be seen.	4.PS.1 When objects break into smaller pieces, dissolve, or change state, the total amount of matter is conserved.

This unit is found under 4th grade on our site, but we recommend teaching Lessons 1, 2, 3, 4, & 5 in 5th grade if you are following Ohio Standards.

Energy, Energy Transfer, & Electricity Unit (Energizing Everything)




	Topic & Guiding Question	Student Objectives	Ohio's Learning Standards for Science
Lesson 6 	Electrical Energy What if there were no electricity?	Students design a flashlight with an on/off switch, using batteries, flights, and tin foil. Students figure out that electricity can be transformed to other forms of energy, such as movement, light, and heat.	4.PS.2 Energy can be transferred from one location to another or can be transformed from one form to another.
Lesson 7 	Heat Energy & Energy Transfer How long did it take to travel across the country before cars and planes?	Students build a paper spinner and conduct an investigation to explain how heat makes things move. Students realize that heat energy can be transformed into motion energy using a turbine.	4.PS.2 Energy can be transferred from one location to another or can be transformed from one form to another.
Lesson 8 	Renewable Energy & Natural Resources Where does energy come from?	Although this appears on our site, we recommend teaching this in 3rd grade if following Ohio Standards. Students evaluate the advantages and disadvantages of wind, water, and solar energy to power a town. Students obtain and evaluate information about the needs of each source of energy and analyze and interpret data about the town's resources.	3.ESS.2 Earth's resources can be used for energy.

Ecosystems & The Food Web Unit (Web of Life)





	Topic & Guiding Question	Student Objectives	Ohio's Learning Standards for Science (2018)
Lesson 1 	Food Chains, Producers, & Consumers Why would a hawk move to New York City?	Students construct models of food chains by linking cards discovering that different interrelationships exist between organisms.	5.LS.1 Organisms perform a variety of roles in an ecosystem. 5.LS.2 All of the processes that take place within organisms require energy.
Lesson 2 	Matter & Plant Growth What do plants eat?	Students conduct an investigation and interpret data and figure out that water and air account for a plant's weight.	5.LS.1 Organisms perform a variety of roles in an ecosystem. 5.LS.2 All of the processes that take place within organisms require energy.
Lesson 3 	Decomposers & Matter Cycle Where do fallen leaves go?	Students conduct an investigation to test how mold grows under different conditions to decompose food. Students realize that decomposers, like mold, break down and consume dead plant material.	5.LS.1 Organisms perform a variety of roles in an ecosystem. 5.LS.2 All of the processes that take place within organisms require energy.
Lesson 4 	Decomposers, Nutrients, & Matter Cycle Do worms really eat dirt?	Students make observations of worms to realize that worms act as decomposers to eat dead matter in an ecosystem and cycle nutrients into the soil.	5.LS.1 Organisms perform a variety of roles in an ecosystem. 5.LS.2 All of the processes that take place within organisms require energy.

Ecosystems & The Food Web Unit continues on the next page

Ecosystems & The Food Web Unit (Web of Life)





	Topic & Guiding Question	Student Objectives	Ohio's Learning Standards for Science (2018)
Lesson 5 	Ecosystems & Matter Cycle Why do you have to clean a fish tank but not a pond?	Students develop a model of a pond ecosystem and realize that interrelationships exist between decomposers, plants, and animals. Students discover that each organism must be in balance for the pond ecosystem to function.	5.LS.1 Organisms perform a variety of roles in an ecosystem. 5.LS.2 All of the processes that take place within organisms require energy.
Lesson 6 	✨ New ✨ Protecting Environments How can we protect Earth's environments?	In this lesson, students learn about what happens in unbalanced ecosystems and how that can lead to an overabundance of algae and harmful algal blooms. In the activity, Bloom Busters, students play a game in which they obtain and combine science ideas in order to help a community respond to and prevent harmful algal blooms.	5.LS.1 Organisms perform a variety of roles in an ecosystem.
Lesson 7 	Food Webs & Flow of Energy Why did the dinosaurs go extinct?	Students develop a model of a dinosaur food web. Students realize that blocking the sun's energy would have disastrous effects on the organisms that rely on this energy in the food web and cause the extinction of some entire species.	5.LS.1 Organisms perform a variety of roles in an ecosystem. 5.LS.2 All of the processes that take place within organisms require energy.

Stars & The Solar System Unit (Spaceship Earth)

	Topic & Guiding Question	Student Objectives	Ohio's Learning Standards for Science (2018)
Lesson 1 	Day, Night, & Earth's Rotation How fast does the Earth spin?	Students model the rotation of the Earth and investigate why the Sun looks like it's moving across the sky. Using evidence they gathered in the investigation, students build a model that explains how the Earth's rotation around its own axis causes the Sun to appear to rise and set.	5.ESS.3 Most of the cycles and patterns of motion between the Earth and Sun are predictable.
Lesson 2 	Earth's Rotation & Daily Shadow Patterns Who set the first clock?	Students make a shadow clock (sundial) and investigate how the direction and length of shadows change with the position of the light shining on the sundial. Students realize that the Sun's position in the sky can be used to tell the time of day.	5.ESS.3 Most of the cycles and patterns of motion between the Earth and Sun are predictable.
Lesson 3 	Seasonal Changes & Shadow Length How can the Sun tell you the season?	Students examine photos taken at different times of year and figure out the time of year that each photo was taken. Students discover that the Sun's path changes with the seasons, as does the time of sunrise and sunset. The Sun is always highest in the sky at noon, but that height changes with the season.	5.ESS.3 Most of the cycles and patterns of motion between the Earth and Sun are predictable.
Lesson 4 	Seasonal Patterns & Earth's Orbit Why do the stars change with the seasons?	Students build a model of the universe and use it to explain why different stars are visible at different times of year. Using evidence from this model, students make an argument that supports the claim that the Earth orbits the Sun.	5.ESS.3 Most of the cycles and patterns of motion between the Earth and Sun are predictable.






Stars & The Solar System Unit continues on the next page

Stars & The Solar System Unit (Spaceship Earth)

	Topic & Guiding Question	Student Objectives	Ohio's Learning Standards for Science (2018)
Lesson 5 	Moon Phases, Lunar Cycle Why does the Moon change shape?	Students use a physical model of the Sun and Moon to investigate how the Moon's phase relates to its position relative to the Sun. Students notice that the Moon's phases repeat in a predictable pattern.	5.ESS.3 Most of the cycles and patterns of motion between the Earth and Sun are predictable.
Lesson 6 	✨New!✨ Solar System & Sun Brightness How can the Sun help us explore other planets?	Students gather evidence to support an argument that the apparent brightness of the Sun is dependent upon an observer's distance from the Sun. They construct a model of the solar system and gather observations of the Sun's apparent brightness from each planet within their model.	5.ESS.1 The solar system includes the Sun and all celestial bodies that orbit the Sun. Each planet in the solar system has unique characteristics. 5.ESS.2 The Sun is one of many stars that exist in the universe.
Lesson 7 	Gravity Why is gravity different on other planets?	Using mathematics and computational thinking, students calculate how high they could jump on planets and moons that have stronger or weaker gravity than Earth. Students analyze and interpret this data to construct an explanation for why the amount of gravity is different on other planets.	5.ESS.1 The solar system includes the Sun and all celestial bodies that orbit the Sun. Each planet in the solar system has unique characteristics. 5.PS.1 The amount of change in movement of an object is based on the mass of the object and the amount of force exerted.
Lesson 8 	Star Brightness & Habitable Planets Could there be life on other planets?	Students discover that the Earth is in the "Goldilocks Zone" — a distance from the Sun with the right amount of light and heat for life to exist. Students evaluate other solar systems, comparing their stars to our Sun. Based on their analysis, students plan a space mission to a planet with conditions similar to those on Earth.	5.ESS.2 The Sun is one of many stars that exist in the universe.





This unit is found under 4th grade on our site, but we recommend teaching Lessons 1, 2, 3, 4, & 5 in 5th grade if you are following Ohio Standards.

Energy, Energy Transfer, & Electricity Unit (Energizing Everything)

	Topic & Guiding Question	Student Objectives	Ohio's Learning Standards for Science (2018)
Lesson 1 	Speed & Energy How is your body similar to a car?	Students learn about stored energy and about the relationship between motion and energy. Students build models of an amusement park ride and discover how energy can be stored in materials. Stored energy can be converted to speed.	5.PS.1 The amount of change in movement of an object is based on the mass of the object and the amount of force exerted.
Lesson 2 	Gravitational Energy, Speed, & Collisions What makes roller coasters go so fast?	Students build a model of a roller coaster and carry out an investigation using marbles. Students learn that lifting an object up stores energy in the object. When the object falls, that stored energy is released. They realize that energy is transferred when objects collide.	5.PS.1 The amount of change in movement of an object is based on the mass of the object and the amount of force exerted.
Lesson 3 	✨New!✨ Collisions & Energy Transfer How can marbles save the world?	Students investigate how energy transfers when objects collide. In the activity, Bumper Jumper, students ask questions and make predictions about how far a marble will launch over a jump after colliding with other objects.	5.PS.1 The amount of change in movement of an object is based on the mass of the object and the amount of force exerted.
Lesson 4 	Energy Transfer & Engineering Could you knock down a building using only dominoes?	Students experiment with ways to store and release energy, creating the beginning of a chain reaction machine with a lever and a ramp. Students figure out that a domino standing on end is storing energy, only requiring a small amount of energy (a tiny push) to release the stored energy.	5.PS.1 The amount of change in movement of an object is based on the mass of the object and the amount of force exerted.
Lesson 5 	Energy Transfer & Engineering Can you build a chain reaction machine?	Students continue to build a chain reaction machine — identifying a goal, brainstorming and testing multiple ideas, and determining an optimal solution. The chain reaction machine uses multiple components to transfer energy from one part to the next.	5.PS.1 The amount of change in movement of an object is based on the mass of the object and the amount of force exerted.

This unit is found under 4th grade on our site, but we recommend teaching several lessons in 5th grade if you are following Ohio Standards.

Human Body, Vision, & The Brain Unit (Human Machine)

	Topic & Guiding Question	Student Objectives	Ohio's Learning Standards for Science
Lesson 1 	Muscles & Skeleton Why do your biceps bulge?	Students construct a model of the human hand to explain how muscles pull on bones to create movement.	3.LS.2 Individuals of the same kind of organism differ in their inherited traits. These differences give some individuals an advantage in surviving and/or reproducing.
Lesson 2 	Light, Eyes, & Vision What do people who are blind see?	Students develop a working model of an eye. They use the model to reason about how light reflects off an object and into the eye, helping an organism process information from the environment.	5.PS.2 Light and sound are forms of energy that behave in predictable ways.
Lesson 3 	Structure & Function of Eyes How can some animals see in the dark?	Students use their eye model to discover that the pupil controls the amount of light let into the eye. In the dark, pupils get larger to let in more light.	5.PS.2 Light and sound are forms of energy that behave in predictable ways.
Lesson 4 	Brain, Nerves, & Information Processing How does your brain control your body?	Students investigate how their own brain works by testing their reflexes. They discover that the brain receives information from the senses, processes the information, and sends signals to the muscles to enable movement.	3.LS.2 Individuals of the same kind of organism differ in their inherited traits. These differences give some individuals an advantage in surviving and/or reproducing.

The following mini-lessons can be used to support Ohio Science Standards.

Mini-lesson



5.PS.2

How is a rainbow made?

Mini-lesson







5.PS.2

Why is snow white?

This unit is found under 4th grade on our site, but we recommend teaching all lessons in 5th grade if you are following Ohio Standards.

Sound, Waves, & Communication Unit (Waves of Sound)

	Topic & Guiding Question	Student Objectives	Ohio's Learning Standards for Science (2018)
Lesson 1 	<p>🌟New!🌟</p> <p>Pattern Transfer & Technology</p> <p>How do you send a secret code?</p>	<p>Students explore how digital devices encode complex information. Students generate their own codes in order to transfer information across the classroom. Then, they compare their codes and evaluate which worked best given the criteria and constraints.</p>	<p>5.PS.2 Light and sound are forms of energy that behave in predictable ways.</p>
Lesson 2 	<p>Sound, Vibration, & Engineering</p> <p>How far can a whisper travel?</p>	<p>Students investigate sound energy using paper cup telephones. Students figure out that sound is a vibration that can travel through a medium.</p>	<p>5.PS.2 Light and sound are forms of energy that behave in predictable ways.</p>
Lesson 3 	<p>Sound & Vibrations</p> <p>What would happen if you screamed in outer space?</p>	<p>Students construct a model of sound vibrations to explain how air is a medium that sound vibrations travel through.</p>	<p>5.PS.2 Light and sound are forms of energy that behave in predictable ways.</p>
Lesson 4 	<p>Sound Waves & Wavelength</p> <p>Why are some sounds high and some sounds low?</p>	<p>Students make observations of vibrations and sound waves to discover that high pitch sounds vibrate faster and have short wavelengths and low pitch sounds vibrate slower and have long wavelengths.</p>	<p>5.PS.2 Light and sound are forms of energy that behave in predictable ways.</p>