

Hi there,

You can use this slide deck to host a 30-minute training session for teachers.

Just complete **2 quick steps** before the session.



Before the training



1. Get your school's **join link** to share with teachers.

What is a join link? This custom link allows teachers to instantly join your school's Mystery Science account.

Don't have the link? No problem! Ask your administrator for your school or district's join link, or simply head over to mysteryscience.com to make an account.

Before the training

1. Get your school's join link to share with teachers.



2. **Email your colleagues** to invite them to the training session.

*See the next slide for an email template
you can copy, paste & adapt!*



Email template

Hi fellow teachers,

I'll be sharing why I use Mystery Science at our upcoming meeting on **[INSERT DATE/TIME/LOCATION]**. I'd love to help you get started with this easy, engaging resource!

Before the training, please join our school's Mystery Science account by clicking on this link: **[INSERT THE JOIN LINK]**.

Please bring your laptop to the meeting so we can get you set up and ready to teach!

You're all set!

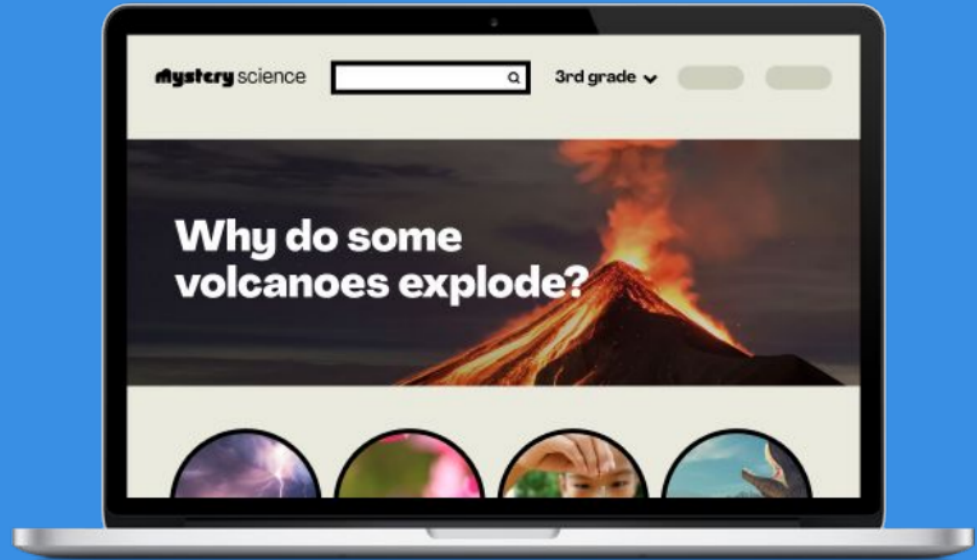
The next slide is the start of
the training presentation.

Share your screen and
have fun!



An introduction to

Mystery Science



Agenda

1. What is Mystery Science?
2. How can I get started?
3. What are some quick tips?
4. Ready to explore on your own?



What is Mystery Science?

Open-and-go
lessons
that inspire
kids to love
science

The screenshot shows the Mystery Science website interface. At the top right is the logo "mystery science". Below it is a search bar containing the text "Try 'spring'" and a magnifying glass icon. To the right of the search bar are navigation links: "3rd Grade", "Curiosity Jar", "Help", and "Account". Below the search bar is a greeting "Hi! Let's pick a lesson!" followed by two buttons: "Science Units" and "Mini-lessons". The main content area features a large banner with a shark fin cutting through the water. The text on the banner reads "K-5 Mini-Lesson" and "Do sharks really want to eat people?". Below this text is a "View lesson" button. At the bottom of the page, there is a section titled "3rd Grade Science Units" with a "See all" link. This section displays four circular cards for different science units: "Animals Through Time" (7 lessons), "Circle of Life" (3 lessons), "Power of Flowers" (4 lessons), and "Stormy Skies" (5 lessons). A "Support" button is located in the bottom right corner.

mystery science

Try 'spring'

3rd Grade Curiosity Jar Help Account

Hi! Let's pick a lesson!

Science Units Mini-lessons

K-5 Mini-Lesson

Do sharks really want to eat people?

View lesson

3rd Grade Science Units See all

Animals Through Time 7 lessons

Circle of Life 3 lessons

Power of Flowers 4 lessons


Stormy Skies 5 lessons

Support

Hands-on science made easy



**Engaging, interactive
lessons kids love**



**Easy-prep
hands-on activities**



**Standards-aligned
science units**

Science units

- 4-6 units per grade
- Each unit has 3-8 lessons
- Standards-aligned

mystery science

Try "spring"

3rd Grade ▾ Curiosity Jar Help Account ▾

< Back

Science Units

Fossils, Animal Survival, & Heredity Life Cycles Plant Life Cycle & Heredity Weather & Climate Forces, Motion, & Magnets

NOSS

Circle of Life

Standards & Prep ▾

Lesson 1

Animal Life Cycles

3rd • How is your life like an alligator's life?

★ NEW! ✕ Lesson + Activity

☑ Standards Aligned

Lesson 2

Environmental Change & Engineering

3rd • What's the best way to get rid of mosquitoes?

✕ Lesson + Activity ☑ Standards Aligned

Lesson 3

Plant Life Cycles

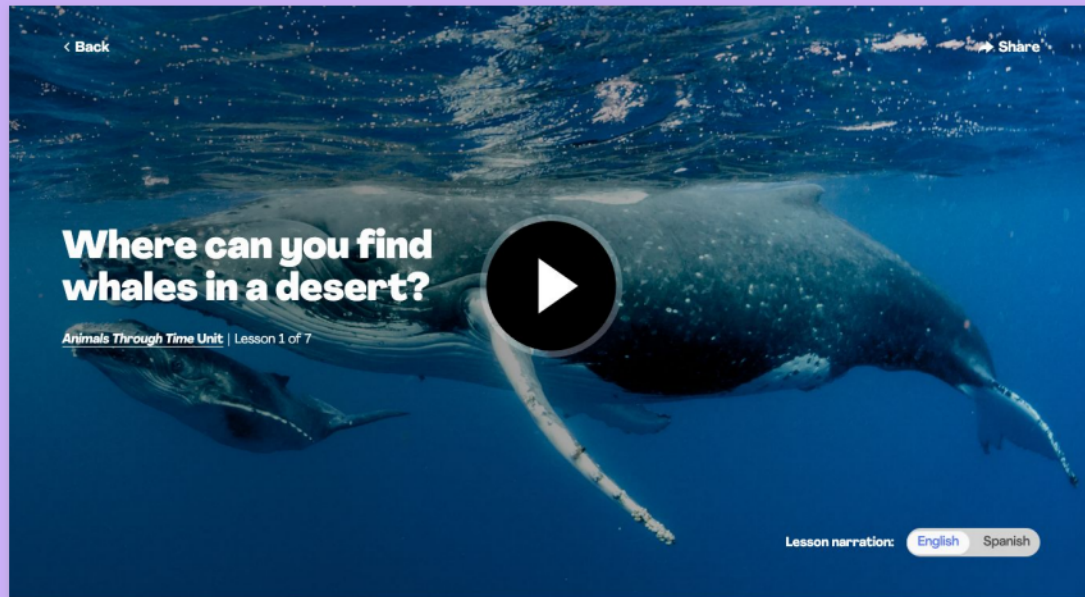
3rd • Why are there so many different kinds of flowers?

★ NEW! ✕ Lesson + Activity

☑ Standards Aligned

Lessons

- Take 45-60 min to teach
- Video exploration & discussion
- Hands-on activities with step-by-step video instructions
- Simple supplies for easy prep



Activity Prep

[Print Prep](#)

In this lesson, students explore the idea that the rock under our feet sometimes contains fossils, and investigate how these fossils reveal changes in habitat through time. In the activity, Fossil Dig, students use paper to create a model fossil dig. They identify traits of fossils to determine what the habitat looked like when these organisms were alive. Then they use this information to figure out where some Mystery Fossils belong in their fossil dig.

[Preview activity](#)

	Exploration 10 mins
	Hands-On Activity 30 mins
	Wrap-Up 10 mins

Mini-lessons

- 5-10 minutes long
- Discussion questions
- New mini-lesson each week
- Over 150 lessons in the archive

mystery science 1st Grade ▾ Curiosity Jar Help Account ▾

< Back

Mini-lessons

MYSTERY
doug

What does a scientist do?

- Leela, United States

7:19

Share Student Link Google Classroom Extensions

Looking for a hands-on activity? [View Hands-on Activity](#)

Previous Episodes

**How do I get
started?**



A quick tour...



You're trying out the newest version of the website!

Go back

mystery science

Try 'spring'



4th Grade ▾

Curiosity Jar

Help Center

Arielle ▾

Hi Arielle, let's pick a lesson!

Science Units

Mini-lessons

What would happen if
you didn't have a skull?

View lesson

4th Grade Science Units

See all >

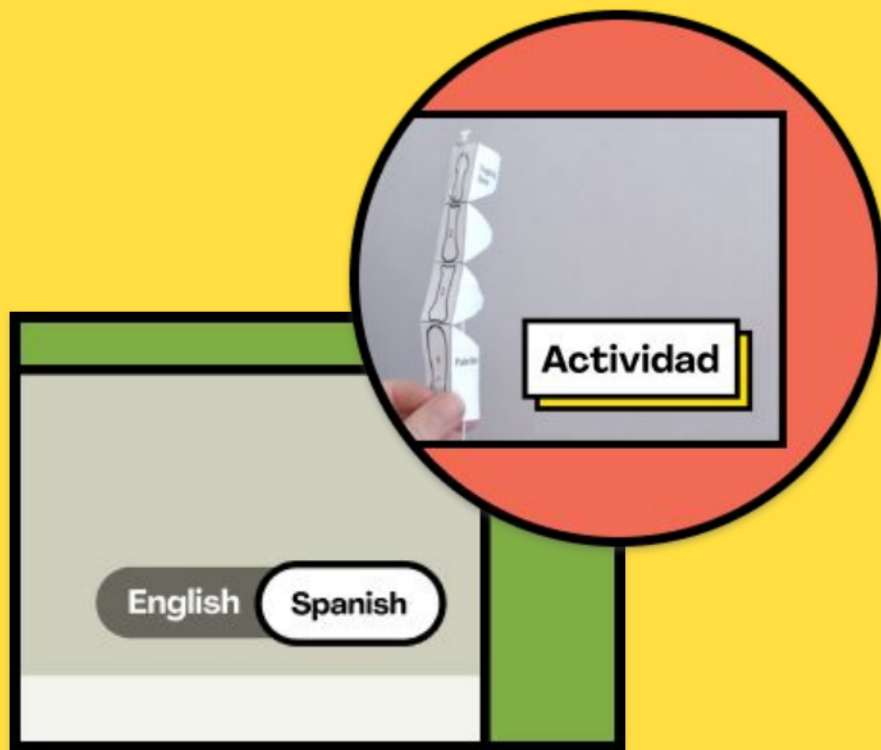
Trouble viewing this video? [Watch it here](#)

**Don't miss these Mystery
Science features...**



Spanish Resources

- Spanish narration for every lesson
- Spanish versions of printable and digital worksheets & assessments
- Spanish transcripts of each lesson



Vocabulary Resources

- Visual slideshows with images and videos pulled directly from the lesson
- Teacher printouts with terms and definitions
- Available in English and Spanish!

predator
an animal that hunts and eats other animals

predator
an animal that hunts and eats other animals

prey
an animal that is hunted by and eaten by another animal

carnivore
an animal that eats only other animals

herbivore
an animal that only eats plants

Anchor Layer

- Adds 2 lessons to each unit
- 60–90 minutes per lesson
- Starts with an Anchor Phenomenon
- Project-based performance layer task

Science Units


Fossils, Animal Survival, & Heredity
Life Cycles
Plant Life Cycle & Heredity
Weather & Climate
Forces, Motion, & Magnets

NGSS


Power of Flowers

Standards & Prep ▾

Anchor layer: On Off



Anchor Phenomenon




Plant Life Cycle, Plant and Animal Interactions

3rd • Stinky Seeds

Lesson + Activity Standards Aligned

Lesson 1




Pollination & Plant Reproduction

3rd • Why do plants grow flowers?

Lesson + Activity Standards Aligned

Lesson 2




Seed Dispersal & Plant Life Cycle

3rd • Why do plants give us fruit?

Lesson + Activity Standards Aligned

Lesson 3




Trait Variation, Inheritance, & Artificial Selection

3rd • Why are some apples red and some green?

Lesson + Activity Standards Aligned

Lesson 4




Trait Variation, Inheritance, & Artificial Selection

3rd • How could you make the biggest fruit in the world?

Lesson + Activity Standards Aligned

Performance Task



Plant and Animal Interactions, Life Cycles

3rd • Are the stinky seeds and dung beetles good for each other?

Lesson + Activity Standards Aligned

Teacher Tools

- State-specific Standards Alignment Guides
- Fully editable Pacing Guides
- Supply calculator
- Printable student booklets
- Find all this and more at: mysteryscience.com/getting-started

5th Grade Pacing
Ecosystems & The Food Web • 40

Lesson #	Focus	Session	5
Anchor Phenomena: Life Inside a Dome	Ecosystem Design & Modeling	1	
Lesson 1: Why would a hawk move to New York City?	Food Chains, Producers, & Consumers	2	Engage
		3	Explore
		4	Anchor Connect
		5	Evaluate
		6	Elaborate
Lesson 2: What do plants eat?	Matter & Plant Growth	7	Engage
		8	Explore

4th Grade • All Units at a Glance

Human Body, Vision, & The Brain

NGSS Performance Expectations:

- 4-LS1-1
- 4-LS1-2
- 4-PS4-2

Unit Breakdown:

- 4 Lessons & Activities
- 4 Lesson Assessments
- 4 Extension Blocks
- 1 Unit Assessment

Anchor Layer Adds:

- 1 Anchor Phenomena
- 4 Anchor Connections
- 1 Performance Task

Earth's Features & Processes

NGSS Performance Expectations:

- 4-ESS1-1
- 4-ESS2-1
- 4-ESS2-2
- 4-ESS3-2
- 3-5-ETS1-2

Unit Breakdown:

- 5 Lessons & Activities
- 5 Lesson Assessments
- 5 Extension Blocks
- 1 Unit Assessment

Anchor Layer Adds:

- 1 Anchor Phenomena
- 5 Anchor Connections
- 1 Performance Task

Sound, Waves, & Communication

NGSS Performance Expectations:

- 4-PS4-1
- 4-PS4-3
- 3-5-ETS1-3
- 3-5-ETS1-2

Unit Breakdown:

- 4 Lessons & Activities
- 3 Lesson Assessments
- 3 Extension Blocks
- 1 Unit Assessment

Anchor Layer Adds:

- 1 Anchor Phenomena
- 3 Anchor Connections
- 1 Performance Task

Energy, Energy Transfer, & Electricity

NGSS Performance Expectations:

- 4-PS3-1
- 4-PS3-2
- 4-PS3-4
- 4-ESS1-1
- 3-5-ETS1-1
- 3-5-ETS1-2
- 3-5-ETS1-3

Unit Breakdown:

- 8 Lessons & Activities
- 8 Lesson Assessments
- 8 Extension Blocks
- 1 Unit Assessment

Anchor Layer Adds:

- 1 Anchor Phenomena
- 8 Anchor Connections
- 1 Performance Task

Mystery Packs

- Supply kits for Mystery Science hands-on activities
- Neatly organized by unit & lesson - save time on prep!
- Learn more about packs here: <https://mysteryscience.com/packs>



**Ready to
explore on your
own?**



Let's wrap up with a scavenger hunt!



Log onto Mystery Science
and visit:

www.mysteryscience.com/finishtraining

See if you can...

- Change your **grade level** on the homepage (hint: top of the page)
- Find a **Mini-lesson**
- Find the **Student Link** for sharing a mini-lesson with students
- Find a **Science Unit**
- Find the **Standards** covered in that unit (hint: scroll down!)
- Turn the **Anchor Layer** on and off for that unit
- Find a **Science Lesson** within the unit
- Change the **narration to Spanish** on the lesson video
- Find the **Supply list** and **Prep Instructions** for that lesson
- Change **the number of students** in the supply list
- Find the **Assessment** for the lesson
- Find the **English and Spanish versions** of a worksheet or printout

**Great work and thanks
for joining!**



mystery science