

Units & Storylines Overview



A Glimpse into Our Curriculum

Mystery Science is a hands-on curriculum that is fully standards-aligned.

Mystery Science's units of study contain:

- Hands-on activities with every lesson
- Real-world investigative phenomena
- Thoughtful discussions to build background knowledge
- Lesson & unit assessments to evaluate comprehension
- Curated, cross-curricular extensions

Other tools:

[Standards Alignment Guides](#)

[Pacing Guides](#)

[Anchor Layer Teacher Guides](#)

About Mystery Science Units

Each of our standards-aligned lessons begin with real-life phenomena, have in-depth discussion questions, and feature hands-on activities. There are curated extensions, vocabulary resources, and more offered with every lesson. With the Anchor Layer off, teachers can choose to teach our science unit lessons in any order they need or in isolation.

Science Units

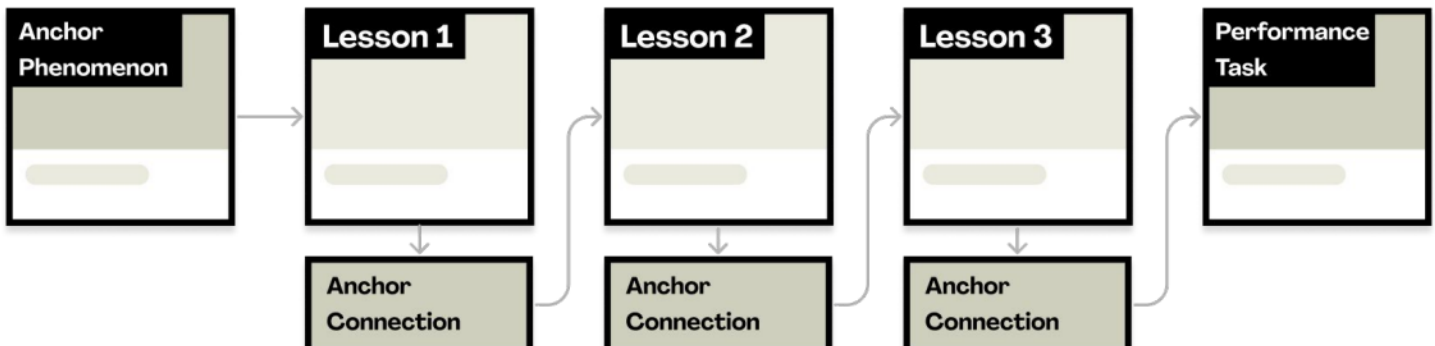


The Anchor Layer

The Anchor Layer is for teachers who are prepared to teach units in their entirety, as it builds ideas off of the concepts presented in each lesson within the unit. Turning on the Anchor Layer adds:

- A unit-level anchor phenomenon before the first lesson,
- A connection at the end of every lesson where students apply what they've learned to the anchor phenomenon, and
- A performance task where students apply what they learned to a new project.

Science Units with Anchor Layer ON



Kindergarten

Life Science Animal Needs Plant Needs	Page 4
Earth & Space Science Severe Weather Weather Patterns	Page 6
Physical Science Sunlight & Warmth Pushes & Pulls	Page 8

3rd Grade

Life Science Fossils & Changing Environments Life Cycles Heredity, Survival, & Selection	Page 22
Earth & Space Science Weather & Climate	Page 27
Physical Science Forces, Motion, & Magnets	Page 29

1st Grade

Life Science Animal Traits & Survival Plant Traits & Survival	Page 11
Earth & Space Science Day Patterns Night Patterns	Page 13
Physical Science Light, Sound, & Communication	Page 15

4th Grade

Life Science Human Body, Vision, & The Brain Animal & Plant Adaptations	Page 31
Earth & Space Science Earth's Features & Processes	Page 33
Physical Science Sound, Waves, & Communication Energy & Energy Transfer Electricity, Light, & Heat	Page 35

2nd Grade

Life Science Animal Biodiversity Plant Adaptations	Page 16
Earth & Space Science Erosion & Earth's Surface	Page 18
Physical Science Material Properties	Page 20

5th Grade

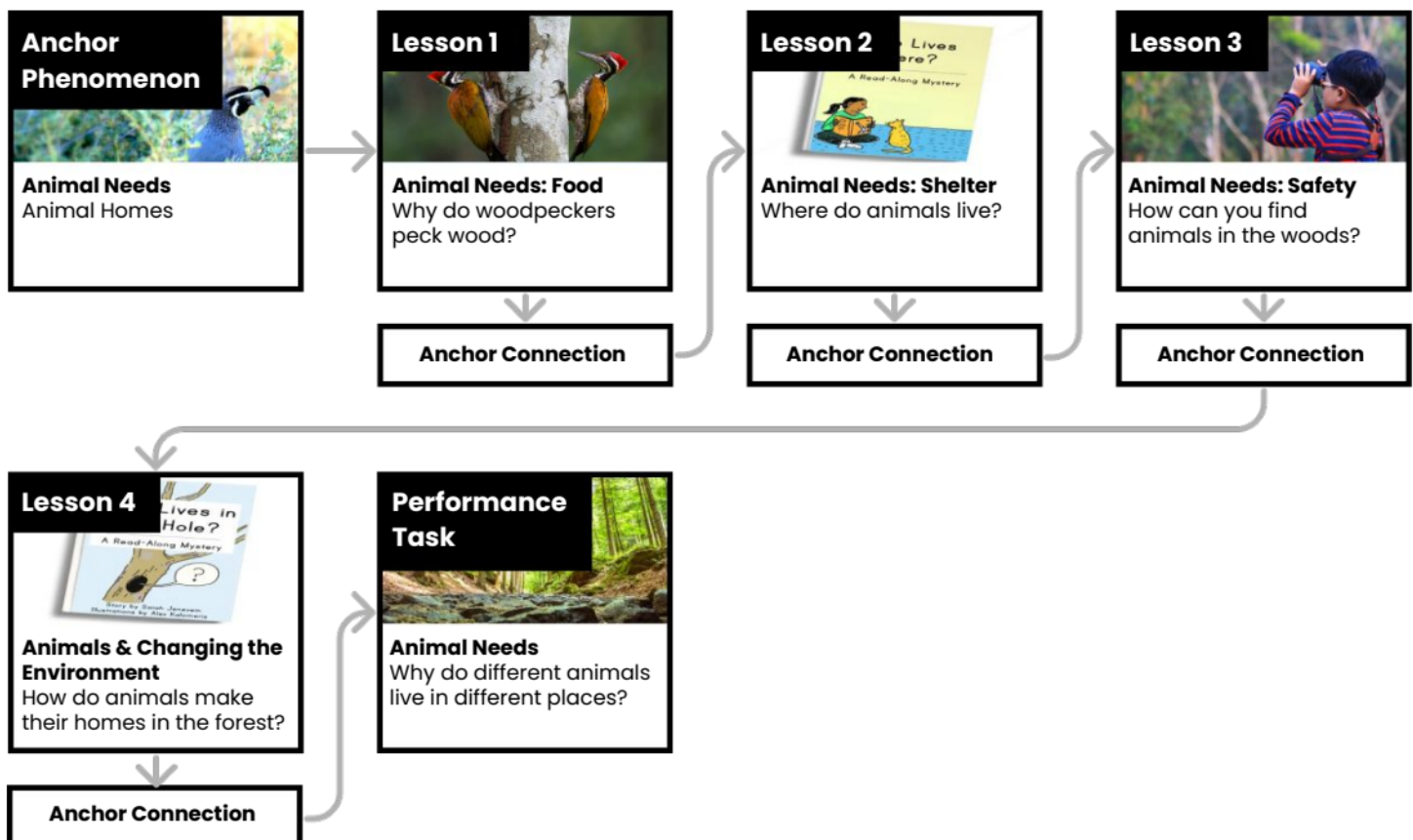
Life Science Ecosystems & The Food Web	Page 38
Earth & Space Science Water Cycle & Earth's Systems Earth & Space Patterns Stars & Planets	Page 40
Physical Science Chemical Reactions	Page 44

Animal Needs • Unit Summary

[See Anchor Layer Teacher Guide](#)

In this unit, students use observations to understand the basic needs of animals. Students explore how animals need things to eat and a safe place to live, and also how animals can change their environments to meet those needs.

Performance Expectations	Science & Engineering Practices	Disciplinary Core Ideas	Crosscutting Concepts
<ul style="list-style-type: none"> • K-LS1-1. Use observations to describe patterns of what plants and animals (including humans) need to survive. • K-ESS3-1 Use a model to represent the relationship between the needs of different plants and animals (including humans) and the places they live. • K-ESS2-2. Construct an argument supported by evidence for how plants and animals (including humans) can change the environment to meet their needs 	<ul style="list-style-type: none"> • Analyzing and Interpreting Data • Developing and Using Models • Engaging in Argument from Evidence • Obtaining, Evaluating, and Communicating Information 	<ul style="list-style-type: none"> • LS1.C. Organization for Matter and Energy Flow in Organisms • ESS3.A. Natural Resources • ESS2.E. Biogeology 	<ul style="list-style-type: none"> • Systems and System Models • Patterns

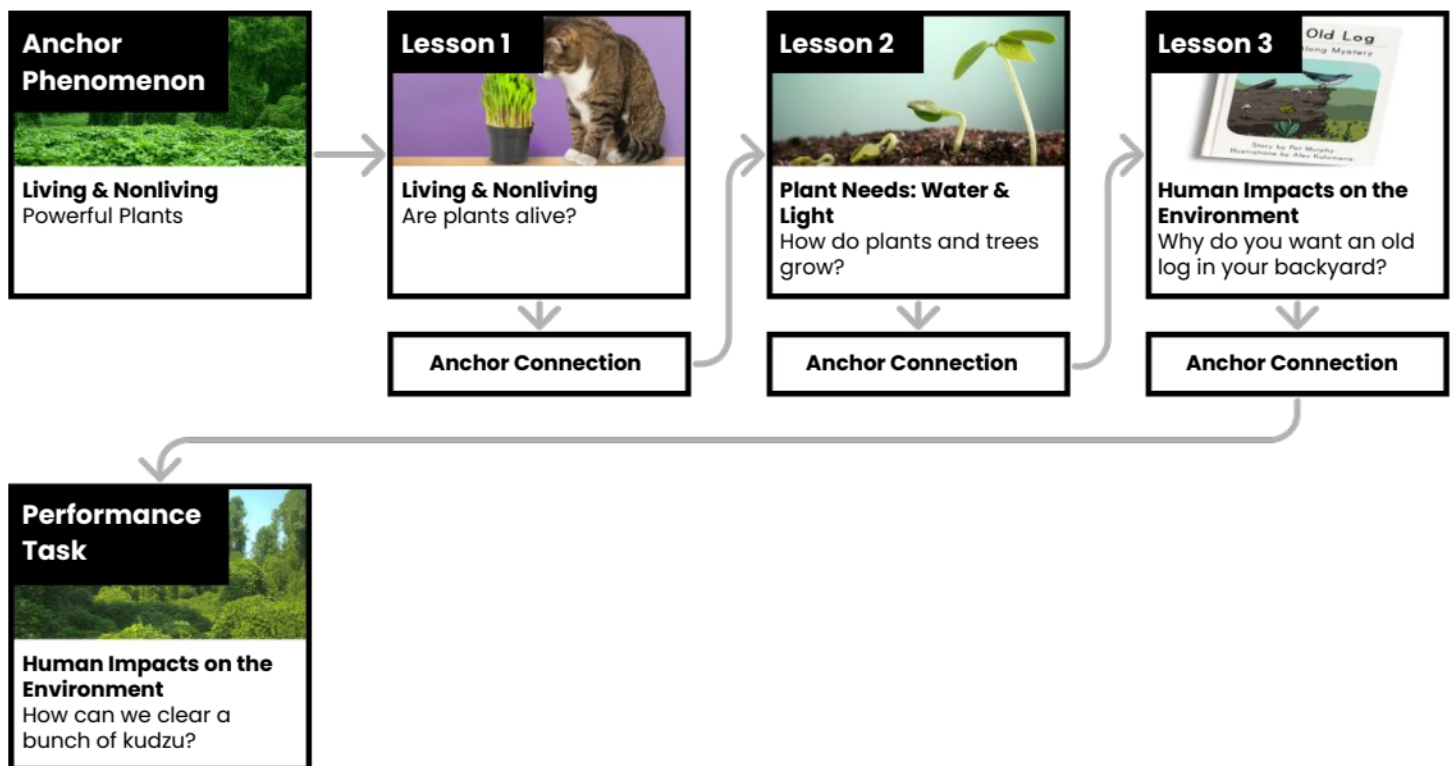


Plant Needs • Unit Summary

[See Anchor Layer Teacher Guide](#)

In this unit, students use observations to understand the basic needs of plants, such as water and sunlight. They also observe young plants and the changes they undergo as they grow from seed to seedling.

Performance Expectations	Science & Engineering Practices	Disciplinary Core Ideas	Crosscutting Concepts
<ul style="list-style-type: none"> • K-LS1-1. Use observations to describe patterns of what plants and animals (including humans) need to survive. • K-ESS3-3. Communicate solutions that will reduce the impact of humans on the land, water, air, and/or other living things in the local environment. 	<ul style="list-style-type: none"> • Analyzing and Interpreting Data • Planning and Carrying Out Investigations • Obtaining, Evaluating, and Communicating Information 	<ul style="list-style-type: none"> • LS1.C. Organization for Matter and Energy Flow in Organisms • ESS3.C: Human Impacts on Earth Systems 	<ul style="list-style-type: none"> • Cause and Effect • Patterns

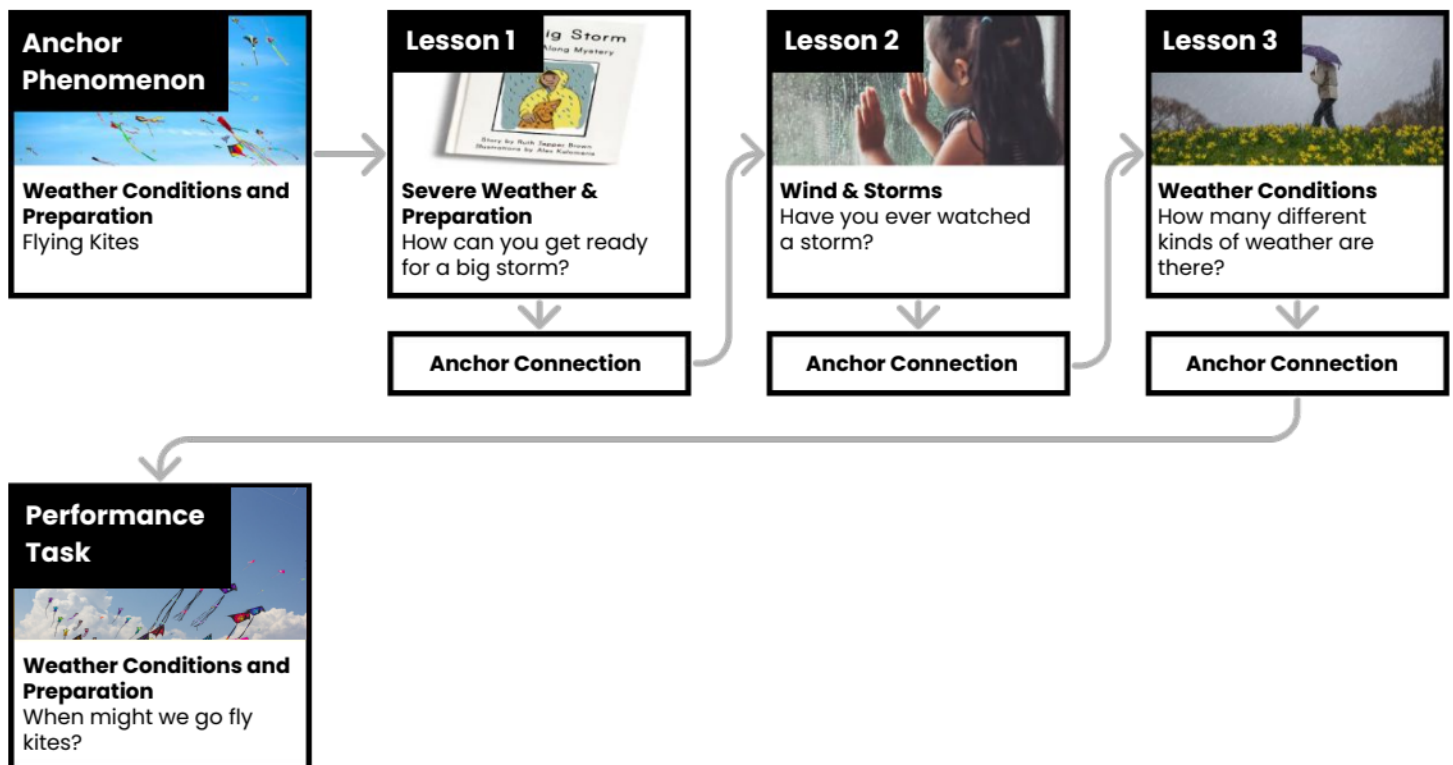


Severe Weather • Unit Summary

[See Anchor Layer Teacher Guide](#)

In this unit, students explore storms and severe weather! They obtain information from weather forecasts to prepare for storms and stay safe. They also practice describing the various characteristics of weather (wind, clouds, temperature, and precipitation) in order to make their own predictions about storms.

Performance Expectations	Science & Engineering Practices	Disciplinary Core Ideas	Crosscutting Concepts
<ul style="list-style-type: none"> • K-ESS2-1. Use and share observations of local weather conditions to describe patterns over time. • K-ESS3-2. Ask questions to obtain information about the purpose of weather forecasting to prepare for, and respond to, severe weather. 	<ul style="list-style-type: none"> • Obtaining, Evaluating, and Communicating Information • Asking Questions and Defining Problems • Analyzing and Interpreting Data 	<ul style="list-style-type: none"> • ESS3.B: Natural Hazards • ESS2.D: Weather and Climate 	<ul style="list-style-type: none"> • Cause and Effect • Patterns

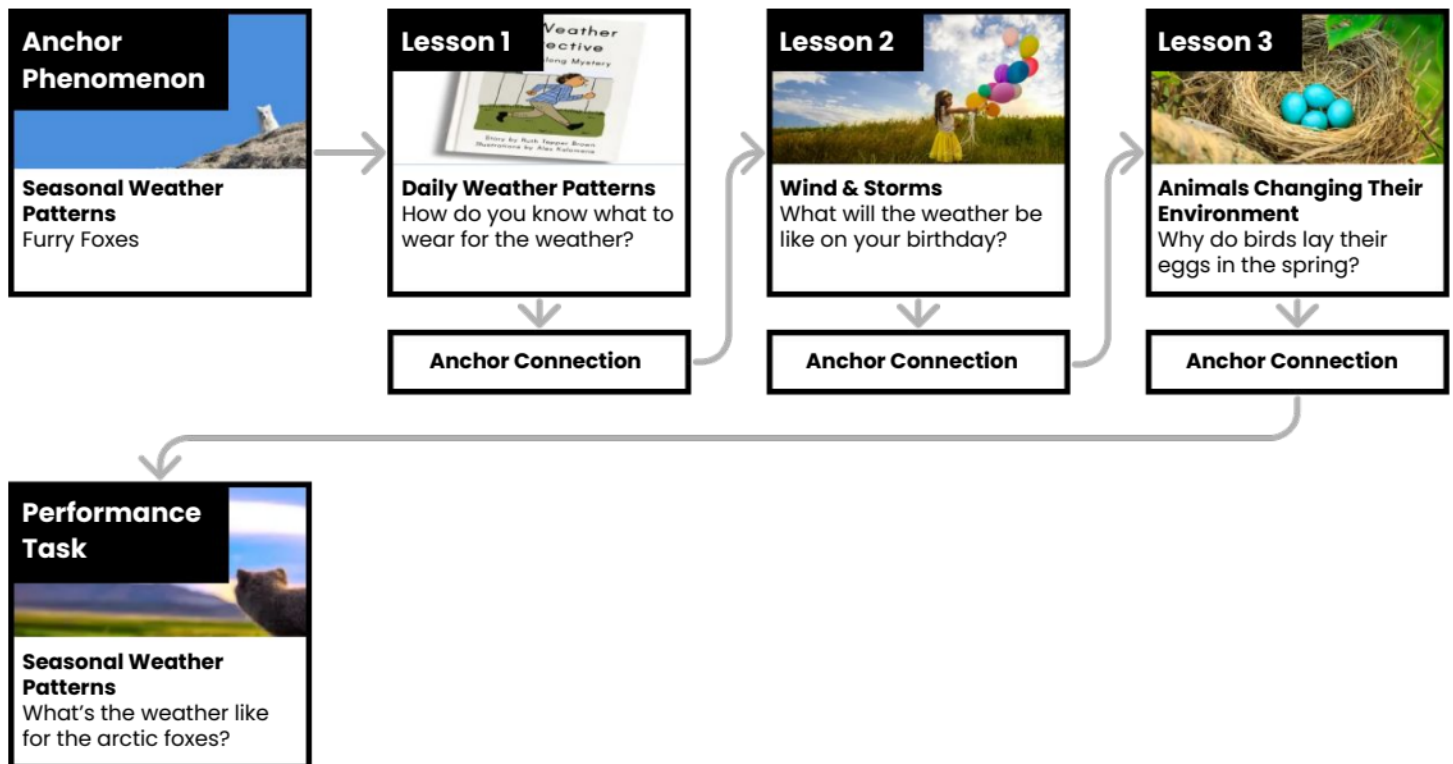


Weather Patterns • Unit Summary

[See Anchor Layer Teacher Guide](#)

In this unit, students gather evidence in order to identify daily and seasonal weather patterns. They use those patterns to explain mysteries like why you might lose your jacket during the day or why birds lay their eggs at certain times of the year.

Performance Expectations	Science & Engineering Practices	Disciplinary Core Ideas	Crosscutting Concepts
<ul style="list-style-type: none"> • K-ESS2-1. Use and share observations of local weather conditions to describe patterns over time. • K-ESS2-2. Construct an argument supported by evidence for how plants & animals (including humans) can change the environment to meet their needs. 	<ul style="list-style-type: none"> • Obtaining, Evaluating, and Communicating Information • Asking Questions and Defining Problems • Analyzing and Interpreting Data • Engaging in Argument from Evidence • Developing and Using Models 	<ul style="list-style-type: none"> • ESS2.E: Biogeology • ESS2.D: Weather and Climate 	<ul style="list-style-type: none"> • Systems and System Models • Patterns • Structure and Function

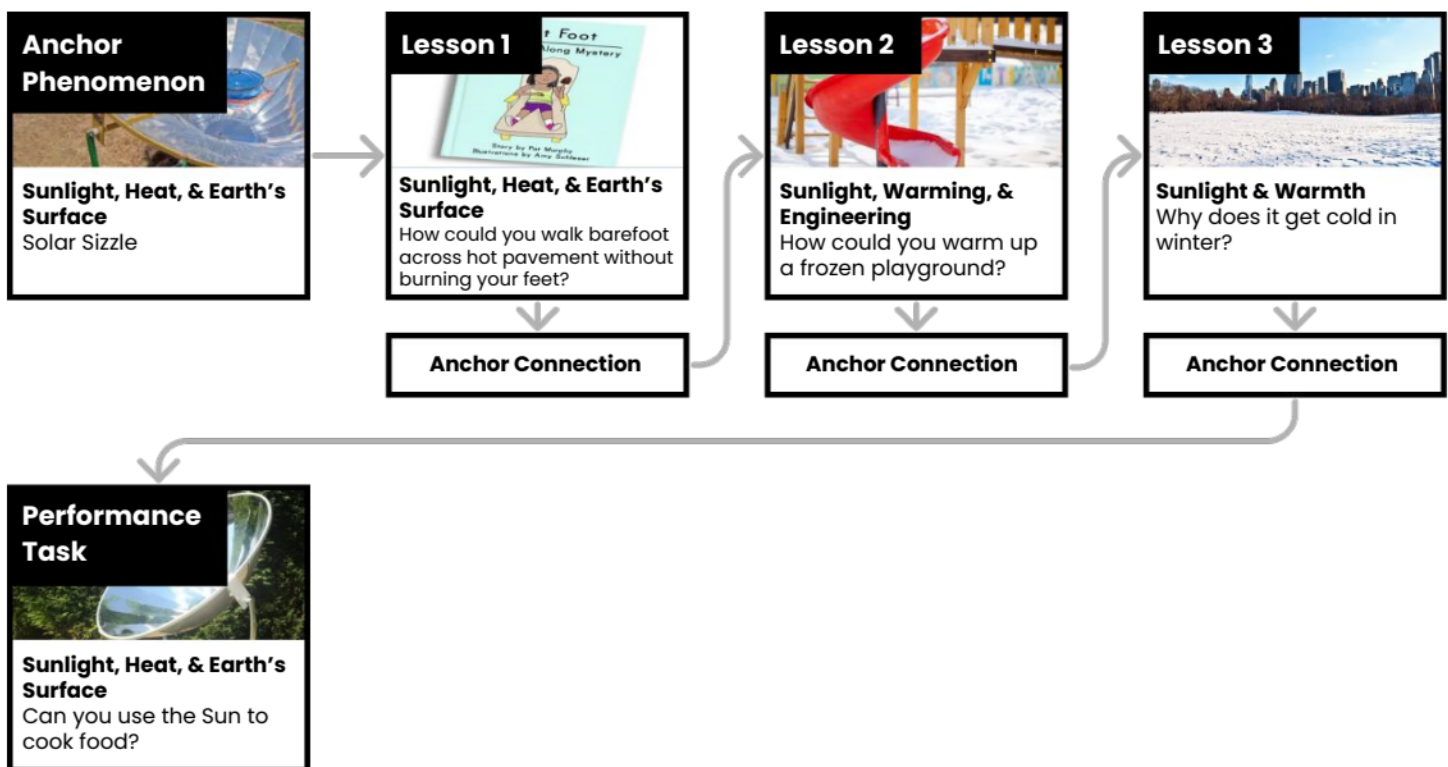


Sunlight & Warmth • Unit Summary

[See Anchor Layer Teacher Guide](#)

In this unit, students make observations to explore how sunlight warms the Earth's surface. The Sun's energy heats up the pavement, keeps us warm, and can even melt marshmallows. Using what they learn, students think about ways that shade and structures can reduce the warming effect of the Sun.

Performance Expectations	Science & Engineering Practices	Disciplinary Core Ideas	Crosscutting Concepts
<ul style="list-style-type: none"> • K-PS3-1. Make observations to determine the effect of sunlight on Earth's surface. • K-PS3-2. Use tools and materials to design and build a structure that will reduce the warming effect of sunlight on an area. • K-2-ETS1-1. Ask questions, make observations, and gather information about a situation people want to change to define a simple problem that can be solved through the development of a new or improved object or tool. • K-2-ETS1-3. Analyze data from tests of two objects designed to solve the same problem to compare the strengths and weaknesses of how each performs. 	<ul style="list-style-type: none"> • Analyzing and Interpreting Data • Developing and Using Models • Engaging in Argument from Evidence • Obtaining, Evaluating, and Communicating Information 	<ul style="list-style-type: none"> • LSI.C. Organization for Matter and Energy Flow in Organisms • ESS3.A. Natural Resources • ESS2.E. Biogeology 	<ul style="list-style-type: none"> • Systems and System Models • Patterns



Pushes & Pulls • Unit Summary (pg 1 of 2)

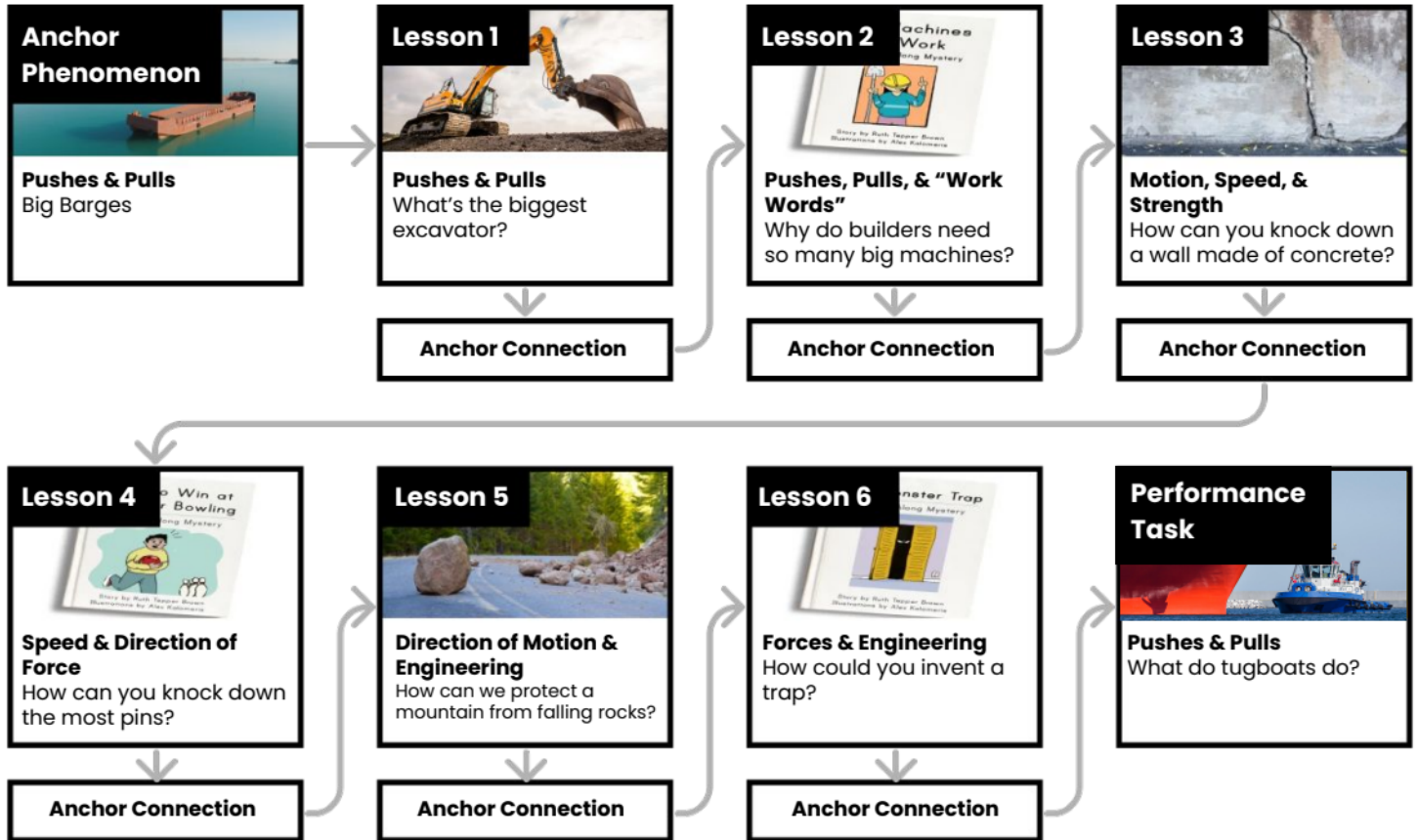
[See Anchor Layer Teacher Guide](#)

In this unit, students are introduced to pushes and pulls and how those affect the motion of objects. Students observe and investigate the effects of what happens when the strength or direction of those pushes and pulls are changed.

Performance Expectations	Science & Engineering Practices	Disciplinary Core Ideas	Crosscutting Concepts
<ul style="list-style-type: none"> • K-PS2-1. Plan & conduct an investigation to compare the effects of different strengths or different directions of pushes and pulls on the motion of an object. • K-PS2-2. Analyze data to determine if a design solution works as intended to change the speed or direction of an object with a push or a pull. • K-2-ETS1-1. Ask questions, make observations, and gather information about a situation people want to change to define a simple problem that can be solved through the development of a new or improved object or tool. • K-2-ETS1-2. Develop a simple sketch, drawing, or physical model to illustrate how the shape of an object helps it function as needed to solve a given problem. • K-2-ETS1-3. Analyze data from tests of two objects designed to solve the same problem to compare the strengths and weaknesses of how each performs. 	<ul style="list-style-type: none"> • Analyzing and Interpreting Data • Developing and Using Models • Engaging in Argument from Evidence • Obtaining, Evaluating, and Communicating Information 	<ul style="list-style-type: none"> • LS1.C. Organization for Matter and Energy Flow in Organisms • ESS3.A. Natural Resources • ESS2.E. Biogeology 	<ul style="list-style-type: none"> • Systems and System Models • Patterns

Pushes & Pulls Lesson Flow on Next Page

Pushes & Pulls • Lesson Flow (pg 2 of 2)



Animal Traits & Survival • Unit Summary

[See Anchor Layer Teacher Guide](#)

In this unit, students explore how the external characteristics of animals are essential for their survival. Students also make observations of parents and their offspring, determining how they are similar and how their behaviors help offspring survive.

Performance Expectations	Science & Engineering Practices	Disciplinary Core Ideas	Crosscutting Concepts
<ul style="list-style-type: none"> • 1-LS1-1. Use materials to design a solution to a human problem by mimicking how plants and/or animals use their external parts to help them survive, grow, and meet their needs. • 1-LS1-2. Read texts and use media to determine patterns in behavior of parents and offspring that help offspring survive. • 1-LS3-1. Make observations to construct an evidence-based account that young plants and animals are like, but not exactly like, their parents. 	<ul style="list-style-type: none"> • Constructing Explanations and Designing Solutions • Developing and Using Models • Planning and Carrying Out Investigations • Analyzing and Interpreting Data • Obtaining, Evaluating, and Communicating Information • Engaging in Argument from Evidence 	<ul style="list-style-type: none"> • LS3.A: Inheritance of Traits • LS3.B: Variation of Traits • LS1.A: Structure and Function • LS1.B: Growth and Development of Organisms 	<ul style="list-style-type: none"> • Structure and function • Patterns

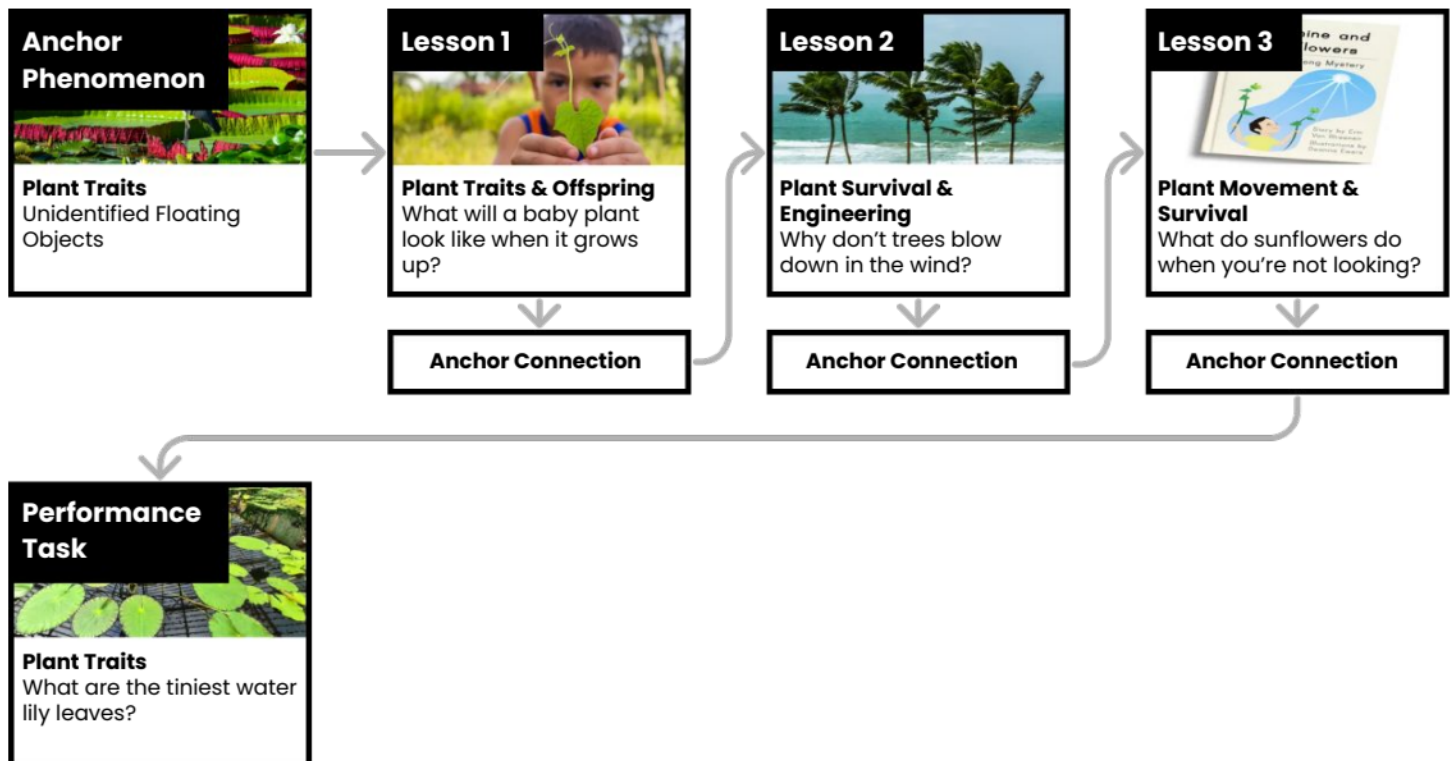


Plant Traits & Survival • Unit Summary

[See Anchor Layer Teacher Guide](#)

In this unit, students explore the different parts of plants and how those parts are essential for plant survival.

Performance Expectations	Science & Engineering Practices	Disciplinary Core Ideas	Crosscutting Concepts
<ul style="list-style-type: none"> • 1-LS3-1. Make observations to construct an evidence-based account that young plants and animals are like, but not exactly like, their parents. • 1-LS1-1. Use materials to design a solution to a human problem by mimicking how plants and/or animals use their external parts to help them survive, grow, and meet their needs. • K-2-ETS1-1. Ask questions, make observations, and gather information about a situation people want to change to define a simple problem that can be solved through the development of a new or improved object or tool. • K-2-ETS1-2. Develop a simple sketch, drawing, or physical model to illustrate how the shape of an object helps it function as needed to solve a given problem. • K-2-ETS1-3. Analyze data from tests of two objects designed to solve the same problem to compare the strengths and weaknesses of how each performs. 	<ul style="list-style-type: none"> • Constructing Explanations and Designing Solutions • Developing and Using Models • Planning and Carrying Out Investigations • Analyzing and Interpreting Data • Obtaining, Evaluating, and Communicating Information • Engaging in Argument from Evidence 	<ul style="list-style-type: none"> • LS3.A: Inheritance of Traits • LS3.B: Variation of Traits • LS1.A: Structure and Function • LS1.B: Growth and Development of Organisms 	<ul style="list-style-type: none"> • Structure and function • Patterns

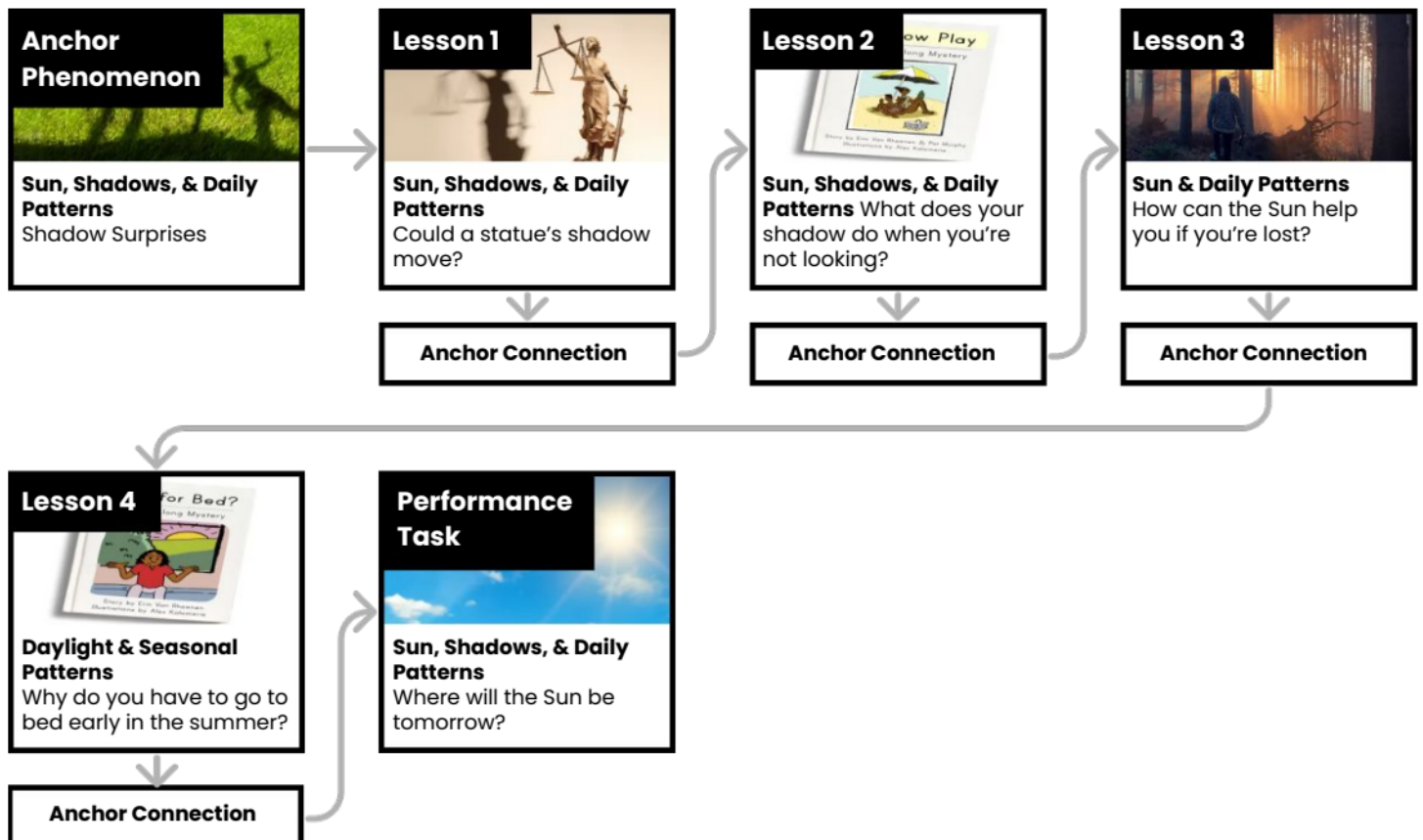


Day Patterns • Unit Summary

[See Anchor Layer Teacher Guide](#)

In this unit, students make observations of the Sun and shadows throughout the day and across the seasons. They use their observations to understand patterns that occur throughout the day.

Performance Expectations	Science & Engineering Practices	Disciplinary Core Ideas	Crosscutting Concepts
<ul style="list-style-type: none"> • 1-ESS1-1. Use observations of the sun, moon, and stars to describe patterns that can be predicted. • 1-ESS1-2. Make observations at different times of year to relate the amount of daylight to the time of year. 	<ul style="list-style-type: none"> • Analyzing and Interpreting Data • Planning and Carrying Out Investigations • Developing and Using Models • Engaging in Argument from Evidence • Obtaining, Evaluating, and Communicating Information 	<ul style="list-style-type: none"> • ESS1.A: The Universe and its Stars • ESS1.B: Earth and the Solar System 	<ul style="list-style-type: none"> • Patterns

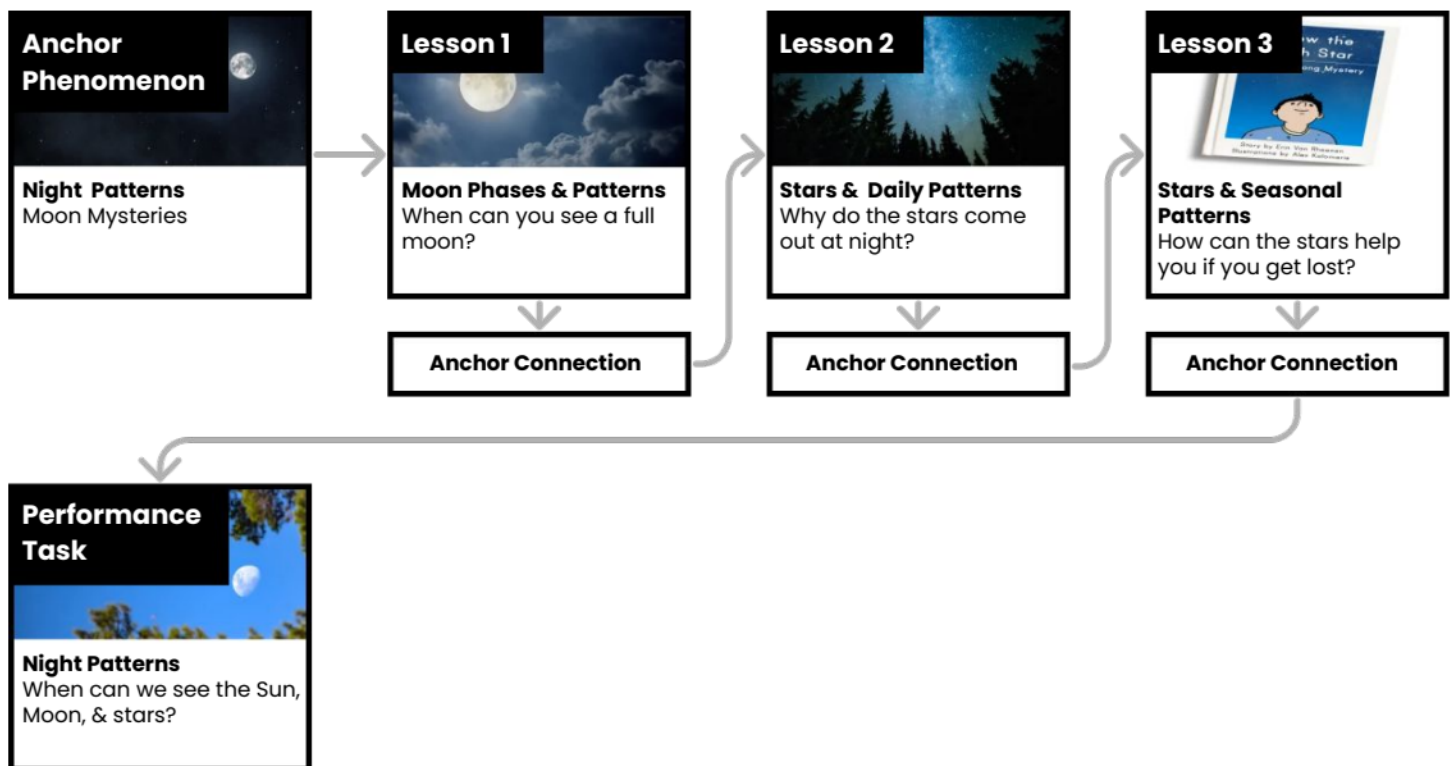


Night Patterns • Unit Summary

[See Anchor Layer Teacher Guide](#)

In this unit, students explore the Moon and stars. They observe and record the appearance of the Moon to determine its cyclical pattern. They also determine why stars are only visible at night.

Performance Expectations	Science & Engineering Practices	Disciplinary Core Ideas	Crosscutting Concepts
<ul style="list-style-type: none"> • 1-ESS1-1. Use observations of the sun, moon, and stars to describe patterns that can be predicted. 	<ul style="list-style-type: none"> • Analyzing and Interpreting Data • Planning and Carrying Out Investigations • Developing and Using Models • Constructing Explanations and Designing Solutions • Obtaining, Evaluating, and Communicating Information 	<ul style="list-style-type: none"> • ESS1.A: The Universe and its Stars 	<ul style="list-style-type: none"> • Patterns • Cause and Effect

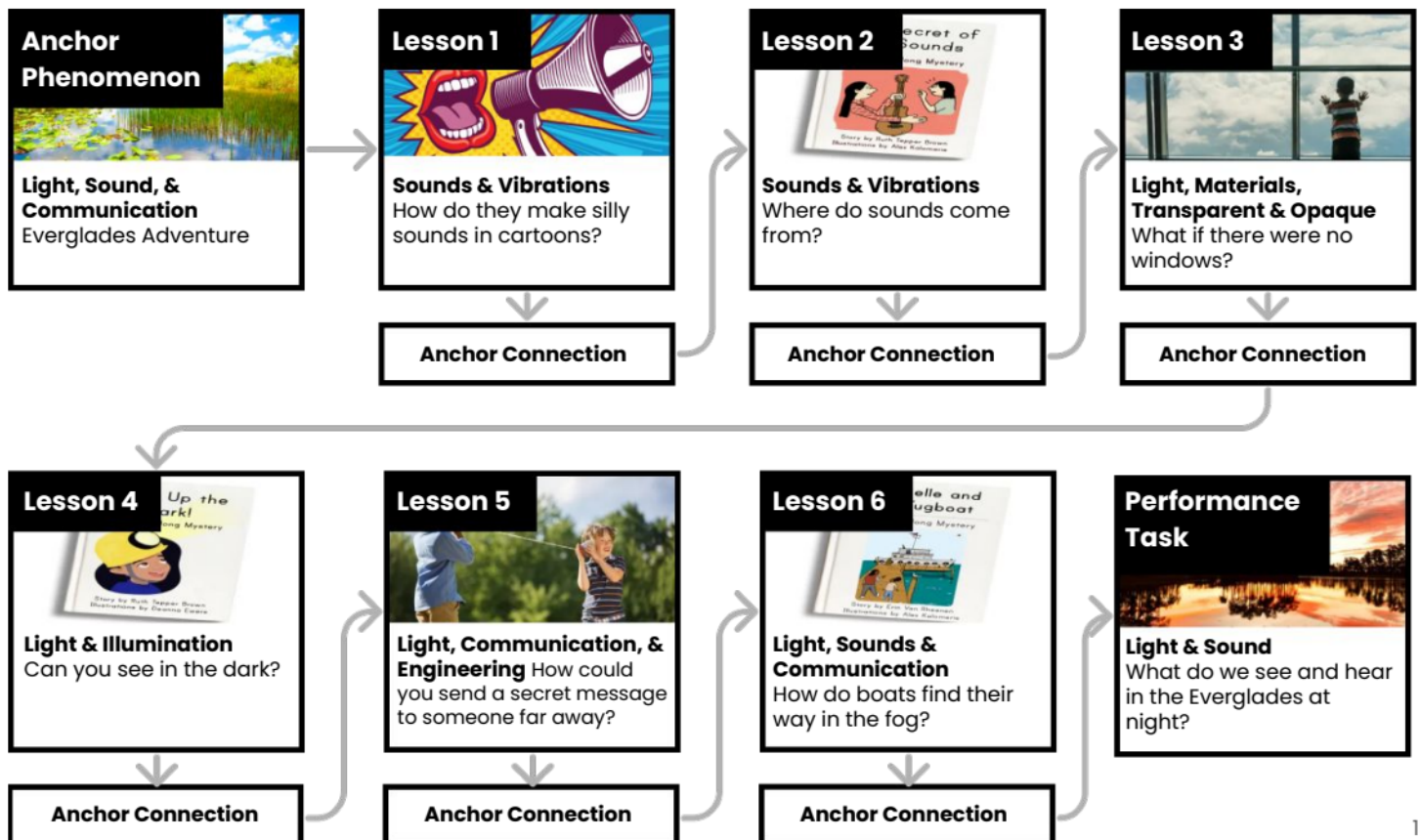


Light, Sound, & Communication • Unit Summary

[See Anchor Layer Teacher Guide](#)

In this unit, students investigate light and sound! They explore how materials vibrate and how vibrating materials can make sounds. They also investigate light and illumination and use those investigations to create simple devices that allow them to communicate across a distance.

Performance Expectations	Science & Engineering Practices	Disciplinary Core Ideas	Crosscutting Concepts
<ul style="list-style-type: none"> • 1-PS4-1. Plan and conduct investigations to provide evidence that vibrating materials can make sound and that sound can make materials vibrate. • 1-PS4-2. Make observations to construct an evidence-based account that objects can be seen only when illuminated. • 1-PS4-3. Plan and conduct an investigation to determine the effect of placing objects made with different materials in the path of a beam of light • 1-PS4-4. Use tools and materials to design and build a device that uses light or sound to solve the problem of communicating over a distance. • K-2-ETS1-2. Develop a simple sketch, drawing, or physical model to illustrate how the shape of an object helps it function as needed to solve a given problem. 	<ul style="list-style-type: none"> • Constructing Explanations and Designing Solutions • Planning and Carrying Out Investigations • Engaging in Argument from Evidence • Obtaining, Evaluating, and Communicating Information 	<ul style="list-style-type: none"> • PS4.A: Wave Properties • PS4.B: Electromagnetic Radiation • PS4.C: Information Technologies and Instrumentation • ETS1.B: Developing Possible Solutions 	<ul style="list-style-type: none"> • Cause and Effect • Patterns

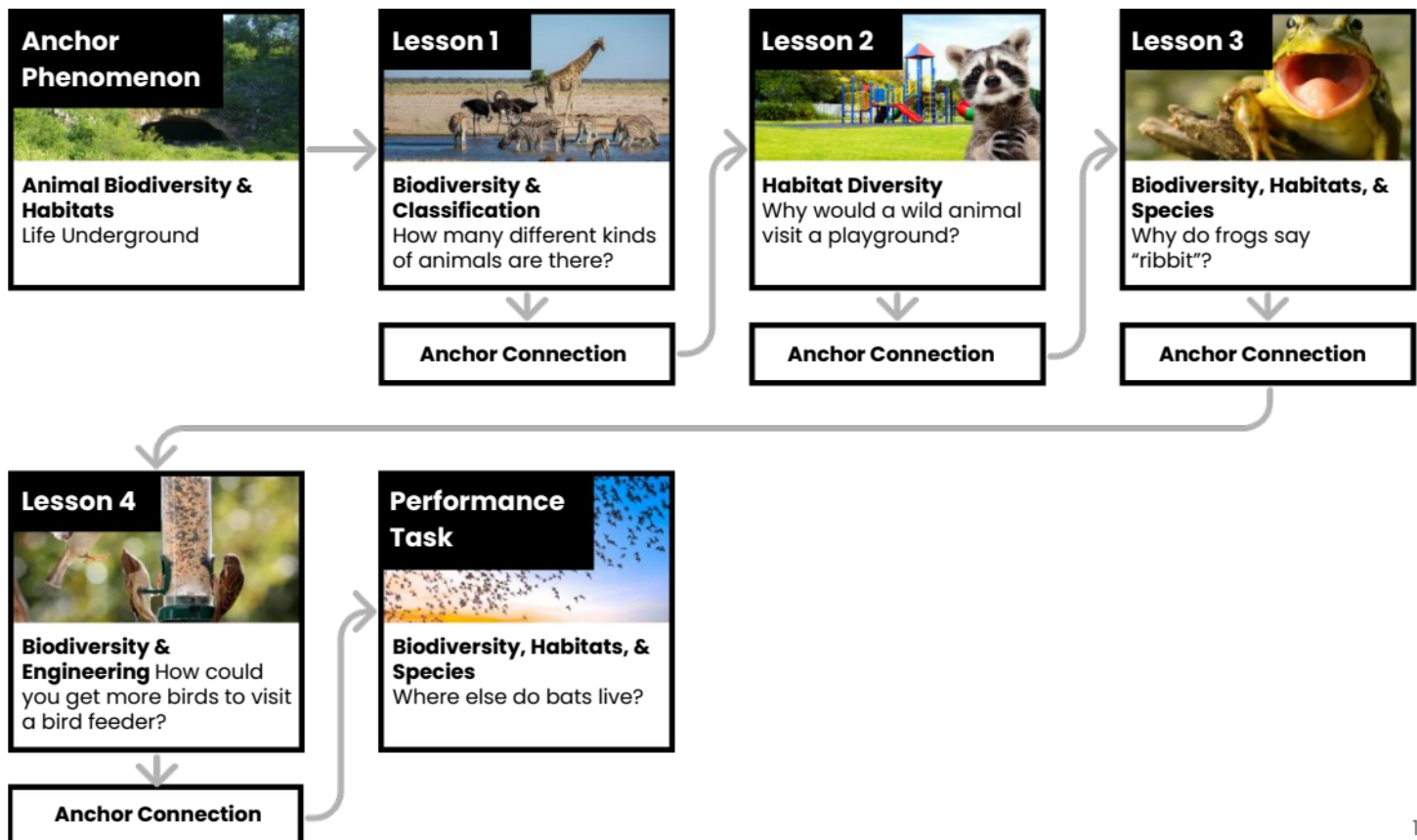


Animal Adaptations • Unit Summary

[See Anchor Layer Teacher Guide](#)

In this unit, students begin to develop an understanding of the world's animal biodiversity. They explore animal classification and the traits that define each group. Students then turn their focus to habitats and how the surrounding environment affects what organisms live in a particular environment. [Assessments](#)

Performance Expectations	Science & Engineering Practices	Disciplinary Core Ideas	Crosscutting Concepts
<ul style="list-style-type: none"> • 2-LS4-1. Make observations of plants and animals to compare the diversity of life in different habitats. • K-2-ETS1-1. Ask questions, make observations, and gather information about a situation people want to change to define a simple problem that can be solved through the development of a new or improved object or tool. • K-2-ETS1-2. Develop a simple sketch, drawing, or physical model to illustrate how the shape of an object helps it function as needed to solve a given problem. 	<ul style="list-style-type: none"> • Obtaining, Evaluating, and Communicating Information • Analyzing and Interpreting Data • Planning and Carrying Out Investigations • Engaging in Argument from Evidence • Asking Questions and Defining Problems • Constructing Explanations and Designing Solutions • Developing and Using Models 	<ul style="list-style-type: none"> • LS4.D: Biodiversity and Humans 	<ul style="list-style-type: none"> • Patterns • Cause and Effect

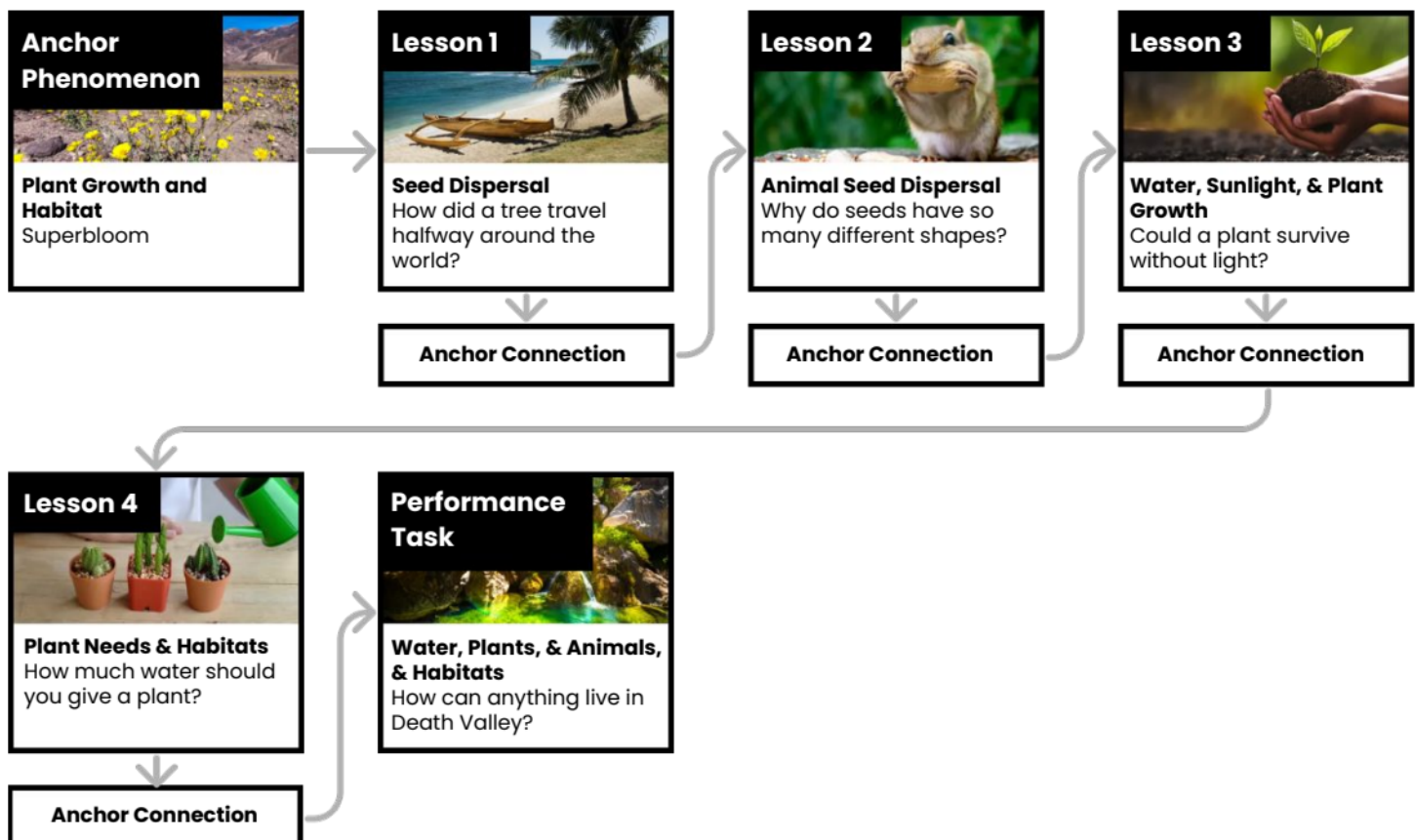


Plant Adaptations • Unit Summary

[See Anchor Layer Teacher Guide](#)

In this unit, students explore the needs of plants through hands-on investigations. They explore how and why plants disperse their seeds, what those seeds need in order to grow, and what the adult plants need in order to survive and thrive. [Assessments](#)

Performance Expectations	Science & Engineering Practices	Disciplinary Core Ideas	Crosscutting Concepts
<ul style="list-style-type: none"> • K-2-ETS1-2. Develop a simple sketch, drawing, or physical model to illustrate how the shape of an object helps it function as needed to solve a given problem. • 2-LS2-1. Plan and conduct an investigation to determine if plants need sunlight and water to grow. • 2-LS2-2. Develop a simple model that mimics the function of an animal in dispersing seeds or pollinating plants. 	<ul style="list-style-type: none"> • Developing and Using Models • Planning and Carrying Out Investigations • Analyzing and Interpreting Data 	<ul style="list-style-type: none"> • LS2.A: Interdependent Relationships in Ecosystems 	<ul style="list-style-type: none"> • Structure and Function • Cause and Effect



Erosion & Earth’s Surface • Unit Summary (pg 1 of 2)

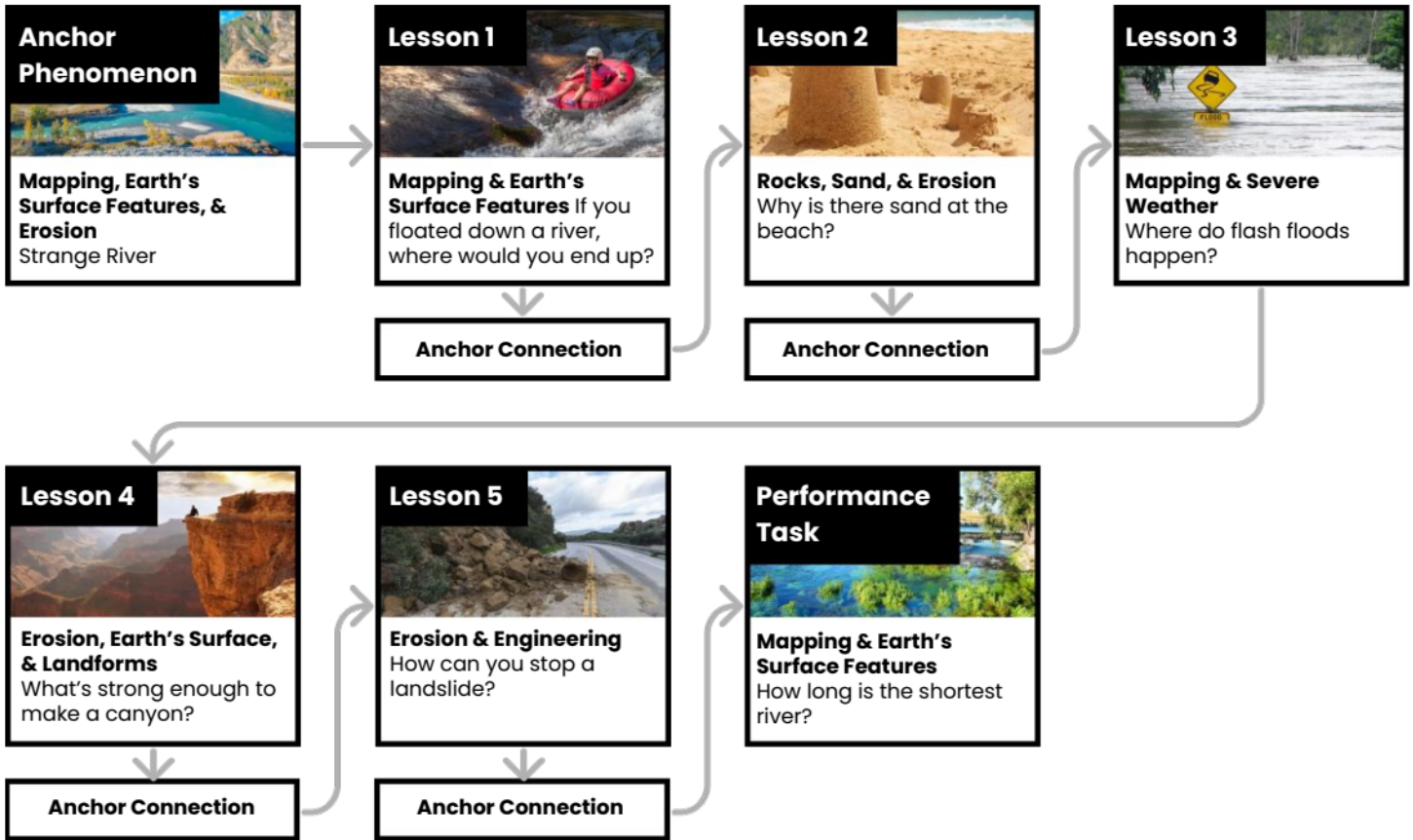
[See Anchor Layer Teacher Guide](#)

In this unit, students explore how water shapes the Earth's surface. Students construct and use models of mountains to demonstrate that water flows downhill, and in the process, transforms huge rocks into the tiny grains of sand we find at the beach. Students also construct and use model hills to determine the causes of erosion, and to design solutions to problems caused by erosion. [Assessments](#)

Performance Expectations	Science & Engineering Practices	Disciplinary Core Ideas	Crosscutting Concepts
<ul style="list-style-type: none"> • 2-ESS1-1. Use information from several sources to provide evidence that Earth events can occur quickly or slowly. • 2-ESS2-1. Compare multiple solutions designed to slow or prevent wind or water from changing the shape of the land. • 2-ESS2-2. Develop a model to represent the shapes and kinds of land and bodies of water in an area. • 2-ESS2-3. Obtain information to identify where water is found on Earth and that it can be solid or liquid. • K-2-ETS1-1. Ask questions, make observations, and gather information about a situation people want to change to define a simple problem that can be solved through the development of a new or improved object or tool. • K-2-ETS1-2. Develop a simple sketch, drawing, or physical model to illustrate how the shape of an object helps it function as needed to solve a given problem. • K-2-ETS1-3. Analyze data from tests of two objects designed to solve the same problem to compare the strengths and weaknesses of how each performs. 	<ul style="list-style-type: none"> • Developing and Using Models • Planning and Carrying Out Investigations • Constructing Explanations and Designing Solutions 	<ul style="list-style-type: none"> • ESS2.B: Plate Tectonics and Large-Scale System Interactions • ESS2.C: The Roles of Water in Erosion & Earth’s Surface • ESS1.C: The History of Planet Earth • ESS2.A: Earth Materials and Systems 	<ul style="list-style-type: none"> • Patterns • Cause and Effect • Stability and Change

Erosion & Earth’s Surface Lesson Flow on Next Page

Erosion & Earth's Surface • Lesson Flow (pg 2 of 2)



Material Properties • Unit Summary (pg 1 of 2)

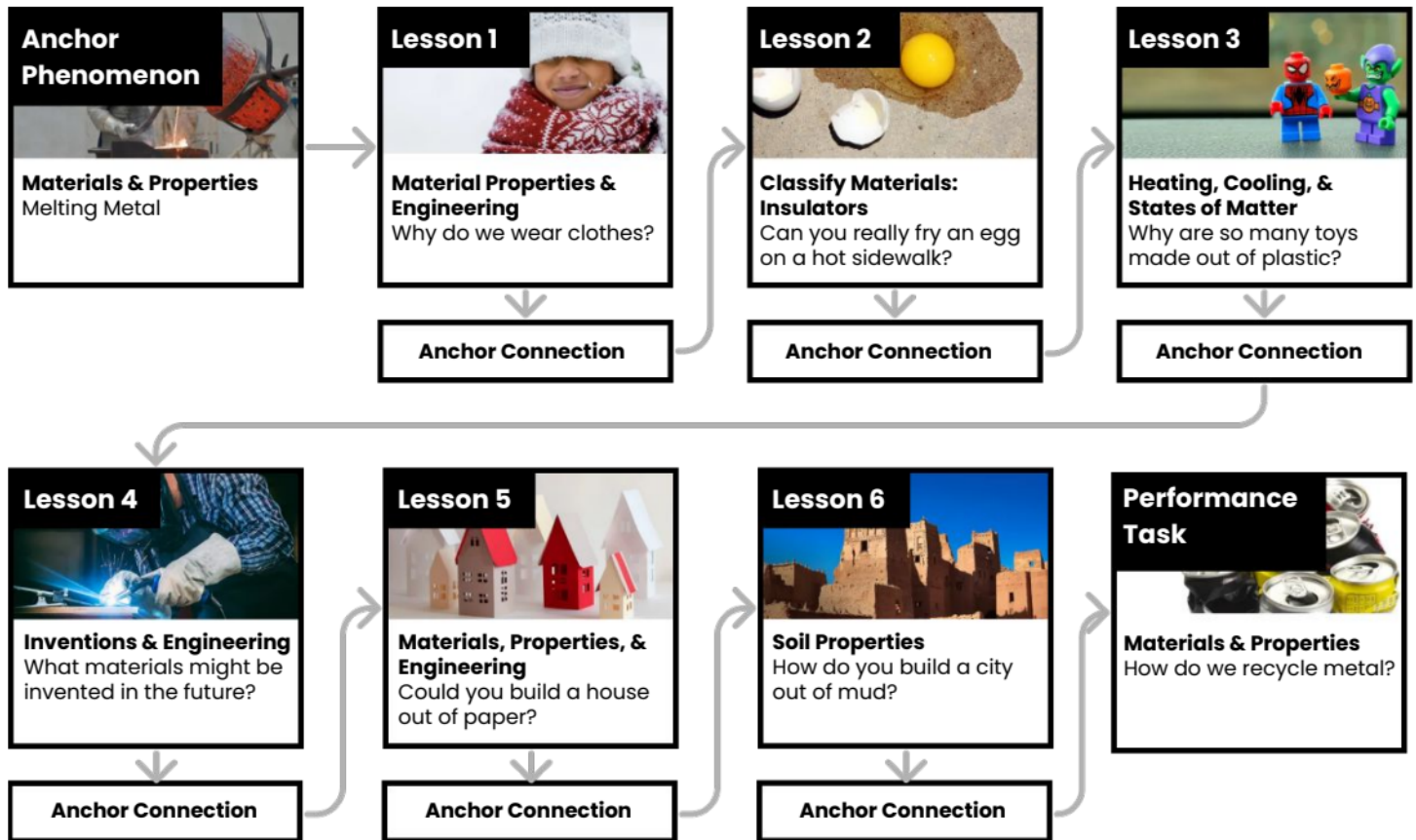
[See Anchor Layer Teacher Guide](#)

In this unit, students explore the properties of materials and matter! They describe and classify different types of materials by properties like hardness, flexibility, and absorbency, and they investigate how those properties are useful in meeting basic human needs (such as clothing and cooking). They also investigate how heating and cooling affect the properties of materials. The anchor phenomenon for this unit can be found inside of a special type factory called a Foundry. Foundries are places where people melt solid metal into a liquid that can be poured into new shapes. Foundries can be dangerous places to work, so how do the people that work in foundries stay safe? [Assessments](#)

Performance Expectations	Science & Engineering Practices	Disciplinary Core Ideas	Crosscutting Concepts
<ul style="list-style-type: none"> • 2-PS1-1. Plan and conduct an investigation to describe and classify different kinds of materials by their observable properties. • 2-PS1-2. Analyze data obtained from testing different materials to determine which materials have the properties that are best suited for an intended purpose. • 2-PS1-3. Make observations to construct an evidence-based account of how an object made of a small set of pieces can be disassembled and made into a new object. • 2-PS1-4. Construct an argument with evidence that some changes caused by heating or cooling can be reversed and some cannot. • K-2-ETS1-1. Ask questions, make observations, and gather information about a situation people want to change to define a simple problem that can be solved through the development of a new or improved object or tool. • K-2-ETS1-2. Develop a simple sketch, drawing, or physical model to illustrate how the shape of an object helps it function as needed to solve a given problem. • K-2-ETS1-3. Analyze data from tests of two objects designed to solve the same problem to compare the strengths and weaknesses of how each performs. 	<ul style="list-style-type: none"> • Asking Questions and Defining Problems • Planning and Carrying Out Investigations • Constructing Explanations and Designing Solutions • Analyzing and Interpreting Data • Developing and Using Models 	<ul style="list-style-type: none"> • PS1.A: Structure and Properties of Matter • PS1.B: Chemical Reactions • ETS1.A: Defining and Delimiting Engineering Problems • ETS1.B: Developing Possible Solutions • ETS1.C: Optimizing the Design Solution 	<ul style="list-style-type: none"> • Structure and Function • Cause and Effect • Energy and Matter • Patterns

Material Properties Lesson Flow on Next Page

Material Properties • Lesson Flow (pg 2 of 2)

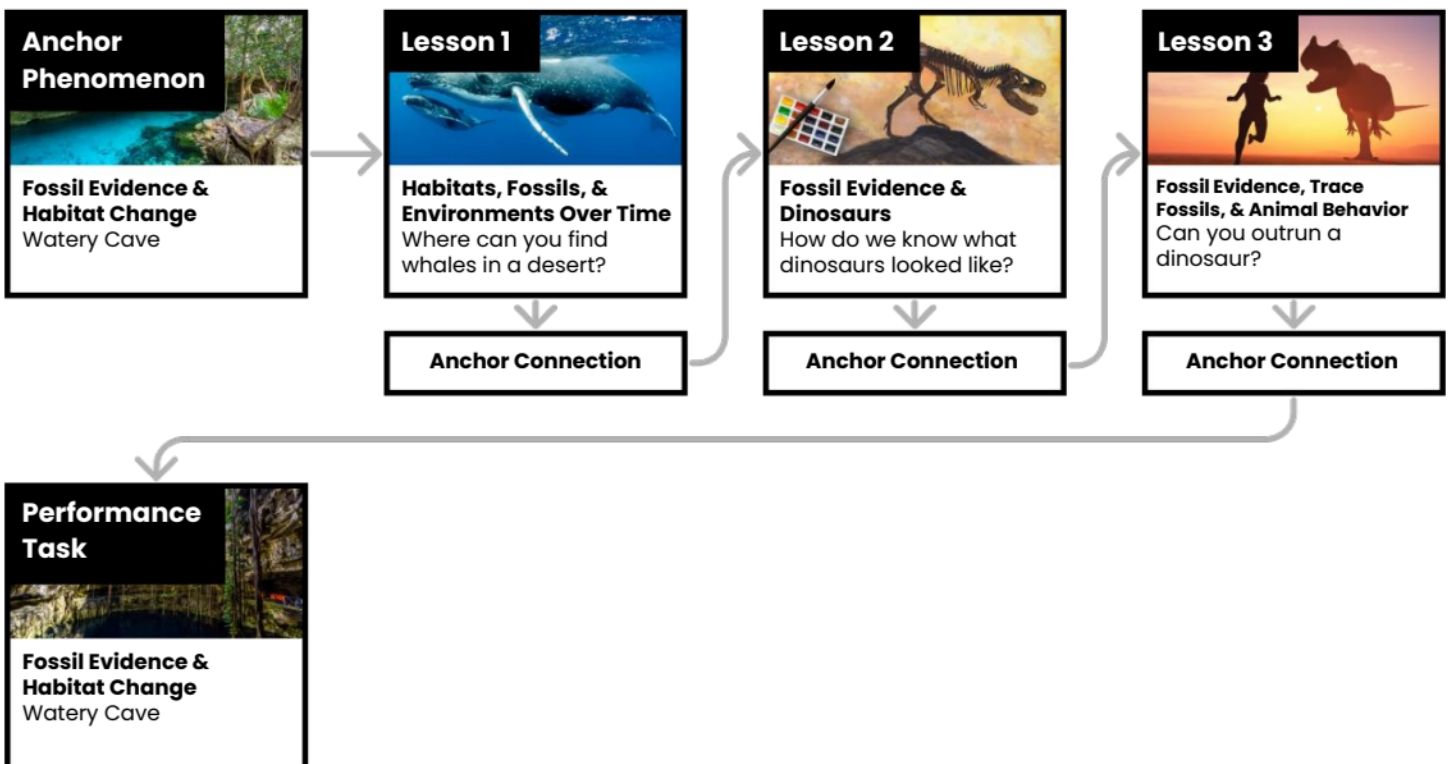


Fossils & Changing Environments • Unit Summary

[See Anchor Layer Teacher Guide](#)

In this unit, students develop an understanding of how animals and their environments have changed through time. The anchor phenomenon for this unit is a water-filled cave that contains footprints, fossils, and ancient fire pits. Fossils provide a window into the animals and habitats of the past. Analyzing the traits of animals that are alive today and comparing them to fossils, provides evidence of how these ancient organisms and environments of the past may have appeared. The anchor phenomenon for this unit is a water-filled cave that contains footprints, fossils, and ancient fire pits. How can these things be found deep underwater? [Assessments](#)

Performance Expectations	Science & Engineering Practices	Disciplinary Core Ideas	Crosscutting Concepts
<ul style="list-style-type: none"> • 3-LS4-1. Analyze and interpret data from fossils to provide evidence of the organisms and the environments in which they lived long ago. 	<ul style="list-style-type: none"> • Analyzing and Interpreting Data • Engaging in Argument from Evidence • Using Mathematics and Computational Thinking • Planning and Carrying Out Investigations 	<ul style="list-style-type: none"> • LS4.A: Evidence of Common Ancestry and Diversity 	<ul style="list-style-type: none"> • Scale, Proportion, and Quantity • Structure and Function • Patterns



Life Cycles • Unit Summary (pg 1 of 2)

[See Anchor Layer Teacher Guide](#)

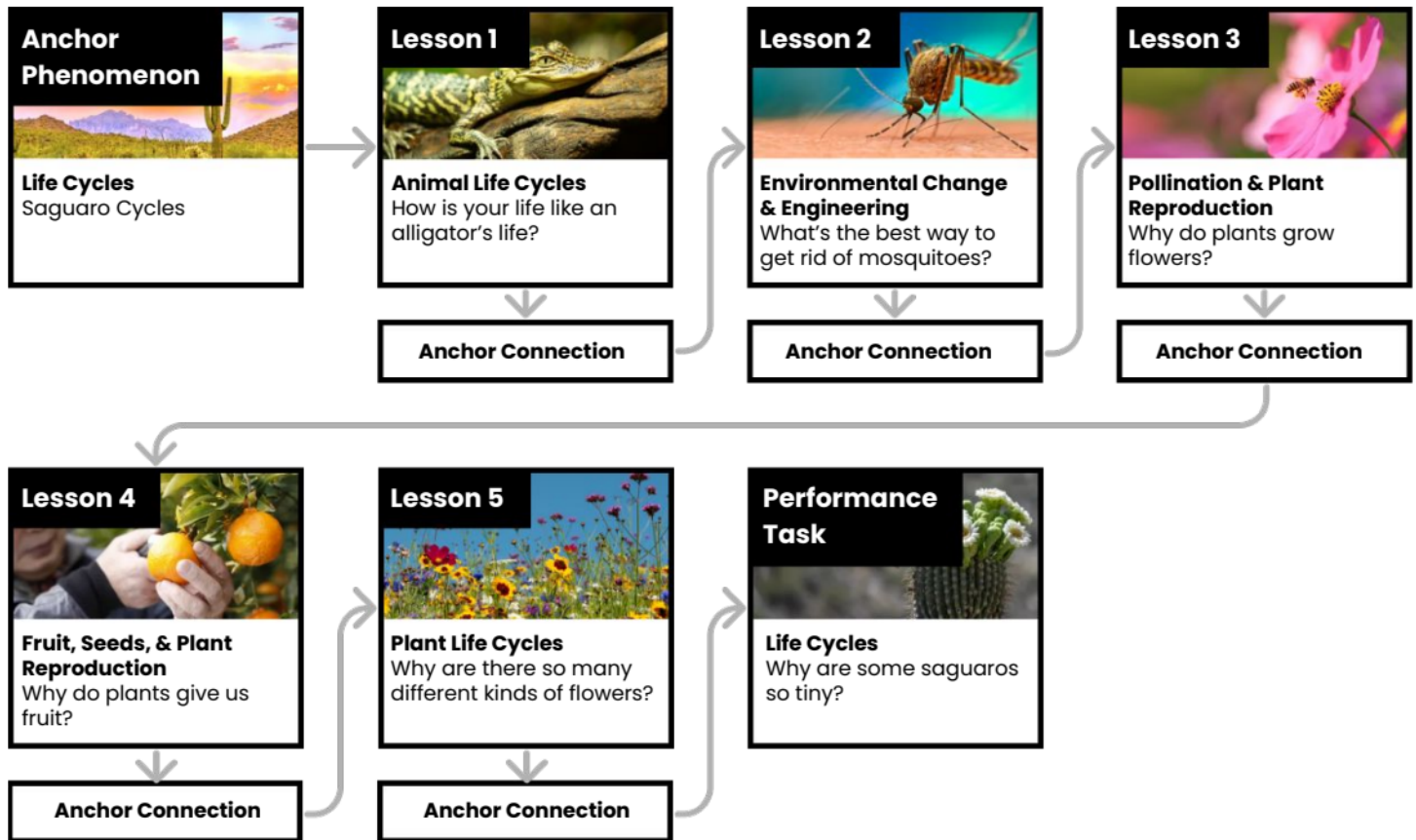
In this unit, students compare and contrast the life cycles of both animals and plants. Students create models to build an understanding that all organisms share certain stages in their life cycles: birth, growth, reproduction, and death. Students also explore how an understanding of life cycles can aid in solving problems that occur when there are too many or too few organisms in a particular environment.

Assessments

Performance Expectations	Science & Engineering Practices	Disciplinary Core Ideas	Crosscutting Concepts
<ul style="list-style-type: none"> • 3-LS2-1. Construct an argument that some animals form groups that help members survive. • 3-LS3-1. Analyze and interpret data to provide evidence that plants and animals have traits inherited from parents and that variation of these traits exists in a group of similar organisms. • 3-LS3-2. Use evidence to support the explanation that traits can be influenced by the environment. • 3-LS4-2. Use evidence to construct an explanation for how the variations in characteristics among individuals of the same species may provide advantages in surviving, finding mates, and reproducing. • 3-LS4-3. Construct an argument with evidence that in a particular habitat some organisms can survive well, some survive less well, and some cannot survive at all. 	<ul style="list-style-type: none"> • Analyzing and Interpreting Data • Constructing Explanations and Designing Solutions • Planning and Carrying Out Investigations • Engaging in Argument from Evidence • Obtaining, Evaluating, and Communicating Information 	<ul style="list-style-type: none"> • LS3.A: Inheritance of Traits • LS3.B: Variation of Traits • LS4.B: Natural Selection • LS4.C: Adaptation • LS2.D: Social Interactions and Group Behavior 	<ul style="list-style-type: none"> • Patterns • Cause and Effect • Systems and System Models • Stability and Change

Life Cycles Lesson Flow on Next Page

Life Cycle • Lesson Flow (pg 2 of 2)



Heredity, Survival, & Selection • Unit Summary (pg 1 of 2)

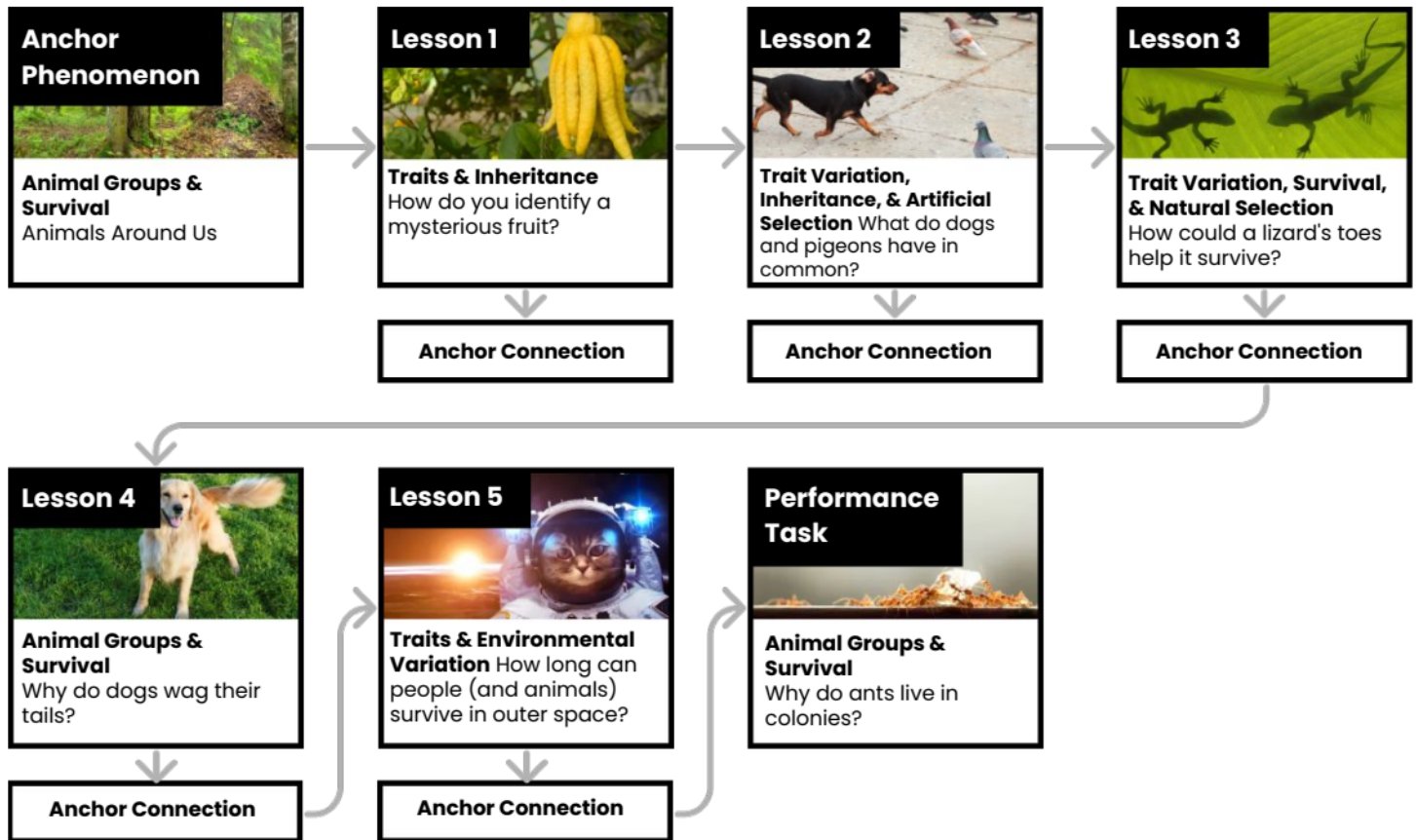
[See Anchor Layer Teacher Guide](#)

In this unit, students explore the inherited and acquired traits of plants and animals. Analyzing traits provides evidence for how those traits vary, how they are inherited, and how they have changed over time through both artificial and natural selection. Students also examine how a particular environment can affect traits, including inherited traits that provide animals with an advantage for survival. [Assessments](#)

Performance Expectations	Science & Engineering Practices	Disciplinary Core Ideas	Crosscutting Concepts
<ul style="list-style-type: none"> • 3-LS2-1. Construct an argument that some animals form groups that help members survive. • 3-LS3-1. Analyze and interpret data to provide evidence that plants and animals have traits inherited from parents and that variation of these traits exists in a group of similar organisms • 3-LS3-2. Use evidence to support the explanation that traits can be influenced by the environment. • 3-LS4-3. Construct an argument with evidence that in a particular habitat some organisms can survive well, some survive less well, and some cannot survive at all. • 3-LS4-2. Use evidence to construct an explanation for how the variations in characteristics among individuals of the same species may provide advantages in surviving, finding mates, and reproducing. 	<ul style="list-style-type: none"> • Analyzing and Interpreting Data • Constructing Explanations and Designing Solutions • Planning and Carrying Out Investigations • Engaging in Argument from Evidence • Obtaining, Evaluating, and Communicating Information 	<ul style="list-style-type: none"> • LS3.A: Inheritance of Traits • LS3.B: Variation of Traits • LS4.B: Natural Selection • LS4.C: Adaptation • LS2.D: Social Interactions and Group Behavior 	<ul style="list-style-type: none"> • Systems and System Models • Patterns • Stability and Change • Cause and Effect

Heredity, Survival, & Selection Lesson Flow on Next Page

Heredity, Survival, & Selection • Lesson Flow (pg 2 of 2)



Weather & Climate • Unit Summary (pg 1 of 2)

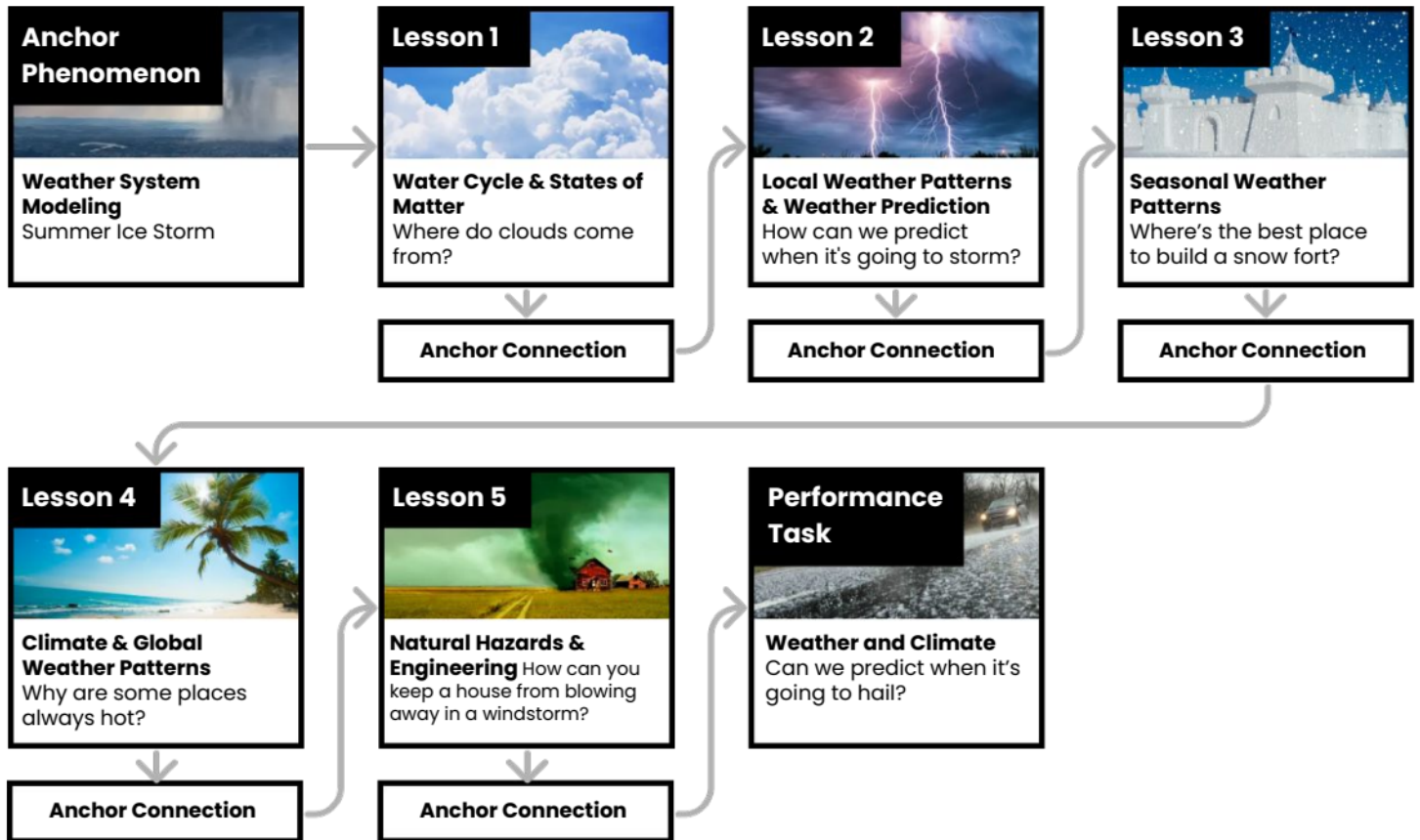
[See Anchor Layer Teacher Guide](#)

In this unit, students investigate and make predictions about the weather through careful observation of the clouds and wind. Students also learn to differentiate between weather and climate and use models to reveal global climate patterns. [Assessments](#)

Performance Expectations	Science & Engineering Practices	Disciplinary Core Ideas	Crosscutting Concepts
<ul style="list-style-type: none"> • 3-ESS2-1. Represent data in tables and graphical displays to describe typical weather conditions expected during a particular season. • 3-ESS2-2. Obtain and combine information to describe climates in different regions of the world. • 3-ESS3-1. Make a claim about the merit of a design solution that reduces the impacts of a weather-related hazard. • 3-5-ETS1-1. Define a simple design problem reflecting a need or a want that includes specified criteria for success and constraints on materials, time, or cost. • 3-5-ETS1-2. Generate and compare multiple possible solutions to a problem based on how well each is likely to meet the criteria and constraints of the problem. • 3-5-ETS1-3. Plan and carry out fair tests in which variables are controlled and failure points are considered to identify aspects of a model or prototype that can be improved. 	<ul style="list-style-type: none"> • Planning and Carrying Out Investigations • Developing and Using Models • Analyzing and Interpreting Data • Obtaining, Evaluating, and Communicating Information • Asking Questions and Defining Problems • Constructing Explanations and Designing Solutions 	<ul style="list-style-type: none"> • ESS2.D: Weather and Climate • ESS3.B: Natural Hazards • ETS1.A: Defining and Delimiting Engineering Problems • ETS1.B: Developing Possible Solutions • ETS1.C: Optimizing the Design Solution 	<ul style="list-style-type: none"> • Structure and Function • Stability and Change • Cause and Effect • Patterns

Weather & Climate Lesson Flow on Next Page

Weather & Climate • Lesson Flow (pg 2 of 2)



Forces, Motion, & Magnets • Unit Summary (pg 1 of 2)

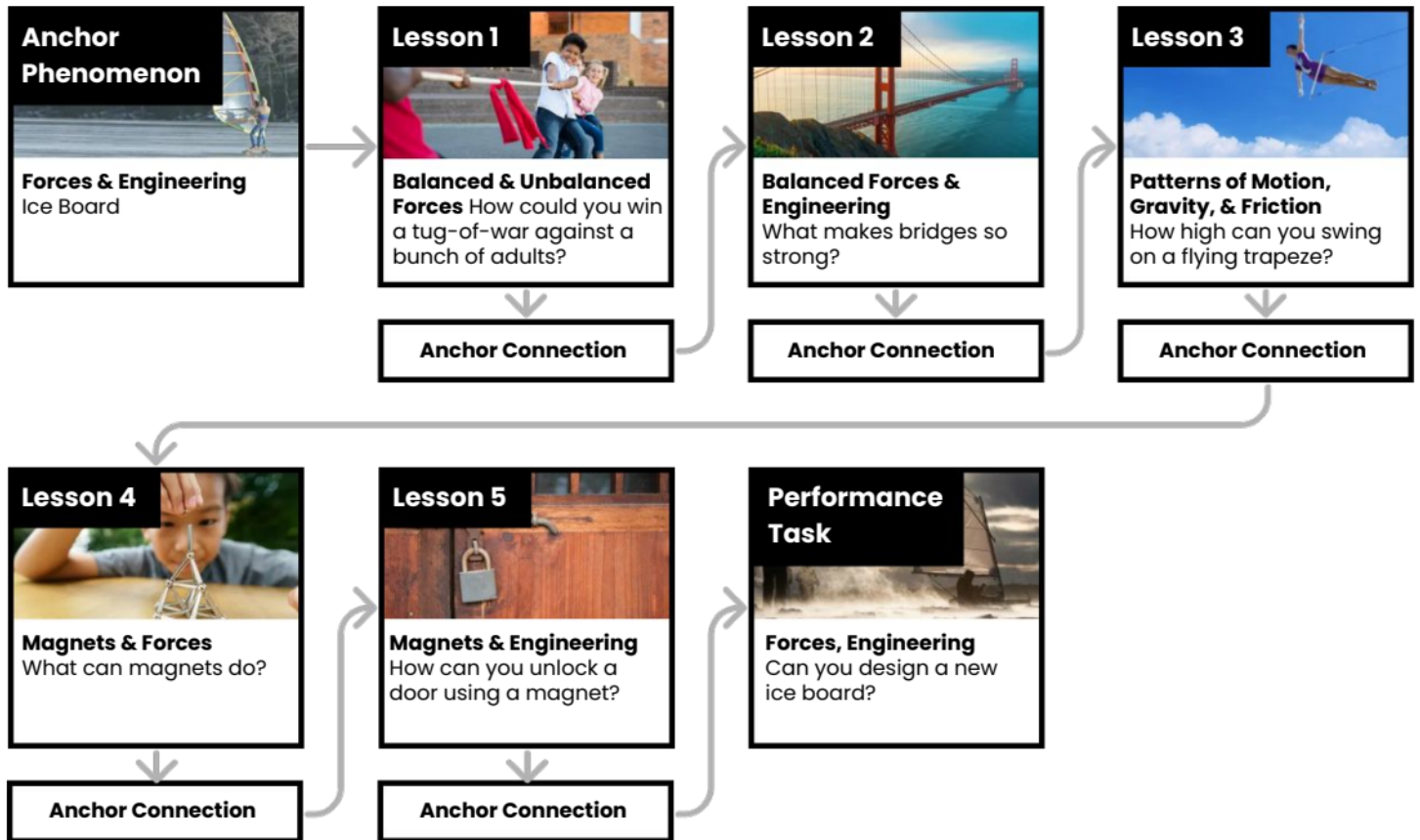
[See Anchor Layer Teacher Guide](#)

In this unit, students explore the forces all around them. They investigate the effects of balanced and unbalanced forces, the pushes and pulls of bridge structures, and the effects of gravity and friction on the motion of objects. Students also explore the power of magnetic forces and design solutions to everyday problems using their knowledge of these forces. [Assessments](#)

Performance Expectations	Science & Engineering Practices	Disciplinary Core Ideas	Crosscutting Concepts
<ul style="list-style-type: none"> • 3-PS2-1. Plan and conduct an investigation to provide evidence of the effects of balanced and unbalanced forces on the motion of an object. • 3-PS2-2. Make observations and/or measurements of an object’s motion to provide evidence that a pattern can be used to predict future motion.. • 3-PS2-3. Ask questions to determine cause and effect relationships of electric or magnetic interactions between two objects not in contact with each other. • 3-PS2-4. Define a simple design problem that can be solved by applying scientific ideas about magnets. • 3-5-ETS1-1. Define a simple design problem reflecting a need or a want that includes specified criteria for success and constraints on materials, time, or cost. • 3-5-ETS1-2. Generate and compare multiple possible solutions to a problem based on how well each is likely to meet the criteria and constraints of the problem. • 3-5-ETS1-3. Plan and carry out fair tests in which variables are controlled and failure points are considered to identify aspects of a model or prototype that can be improved. 	<ul style="list-style-type: none"> • Planning and Carrying Out Investigations • Developing and Using Models • Asking Questions and Defining Problems • Constructing Explanations and Designing Solutions 	<ul style="list-style-type: none"> • PS2.A: Forces and Motion • PS2.B: Types of Interactions • ETS1.A: Defining and Delimiting Engineering Problems • ETS1.B: Developing Possible Solutions • ETS1.C: Optimizing the Design Solution 	<ul style="list-style-type: none"> • Structure and Function • Cause and Effect • Patterns

Forces, Motion, & Magnets Lesson Flow on Next Page

Forces, Motion, & Magnets • Lesson Flow (pg 2 of 2)

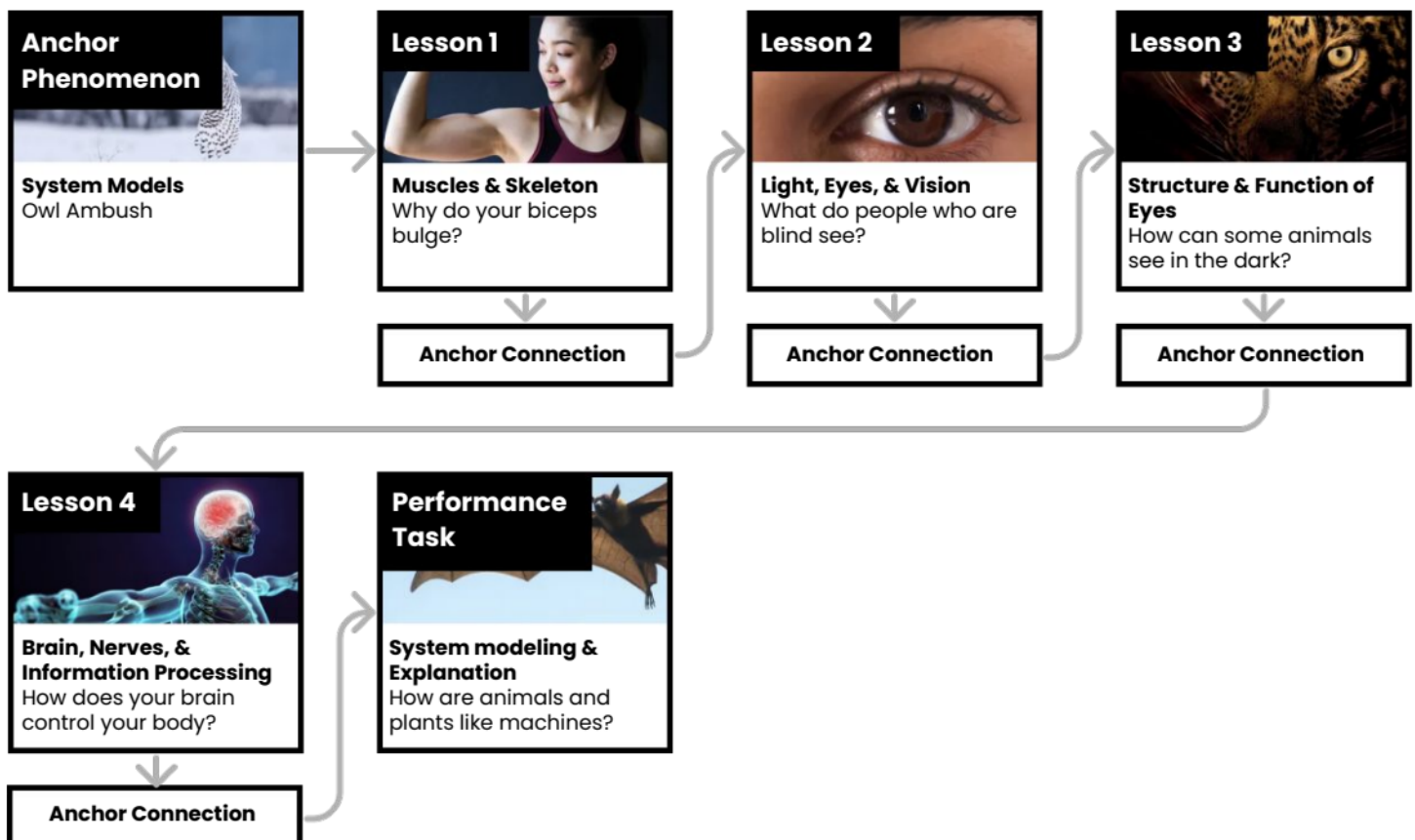


Human Body, Vision, & The Brain • Unit Summary

[See Anchor Layer Teacher Guide](#)

In this unit, students investigate structures and functions of the human body. Students explore how our bones and muscles are interconnected, how our eyes interact with light and impact our vision, and how our brain responds to stimuli in our environment. [Assessments](#)

Performance Expectations	Science & Engineering Practices	Disciplinary Core Ideas	Crosscutting Concepts
<ul style="list-style-type: none"> • 4-LS1-1. Construct an argument that plants and animals have internal and external structures that function to support survival, growth, behavior, and reproduction. • 4-LS1-2. Use a model to describe that animals receive different types of information through their senses, process the information in their brain, and respond to the information in different ways. • 4-PS4-2. Develop a model to describe that light reflecting from objects and entering the eye allows objects to be seen. 	<ul style="list-style-type: none"> • Planning and Carrying Out Investigations • Developing and Using Models • Analyzing and Interpreting Data • Constructing Explanations and Designing Solutions 	<ul style="list-style-type: none"> • LS1.A: Structure and Function • PS4.B: Electromagnetic Radiation • LS1.D: Information Processing 	<ul style="list-style-type: none"> • Systems and System Models • Cause and Effect

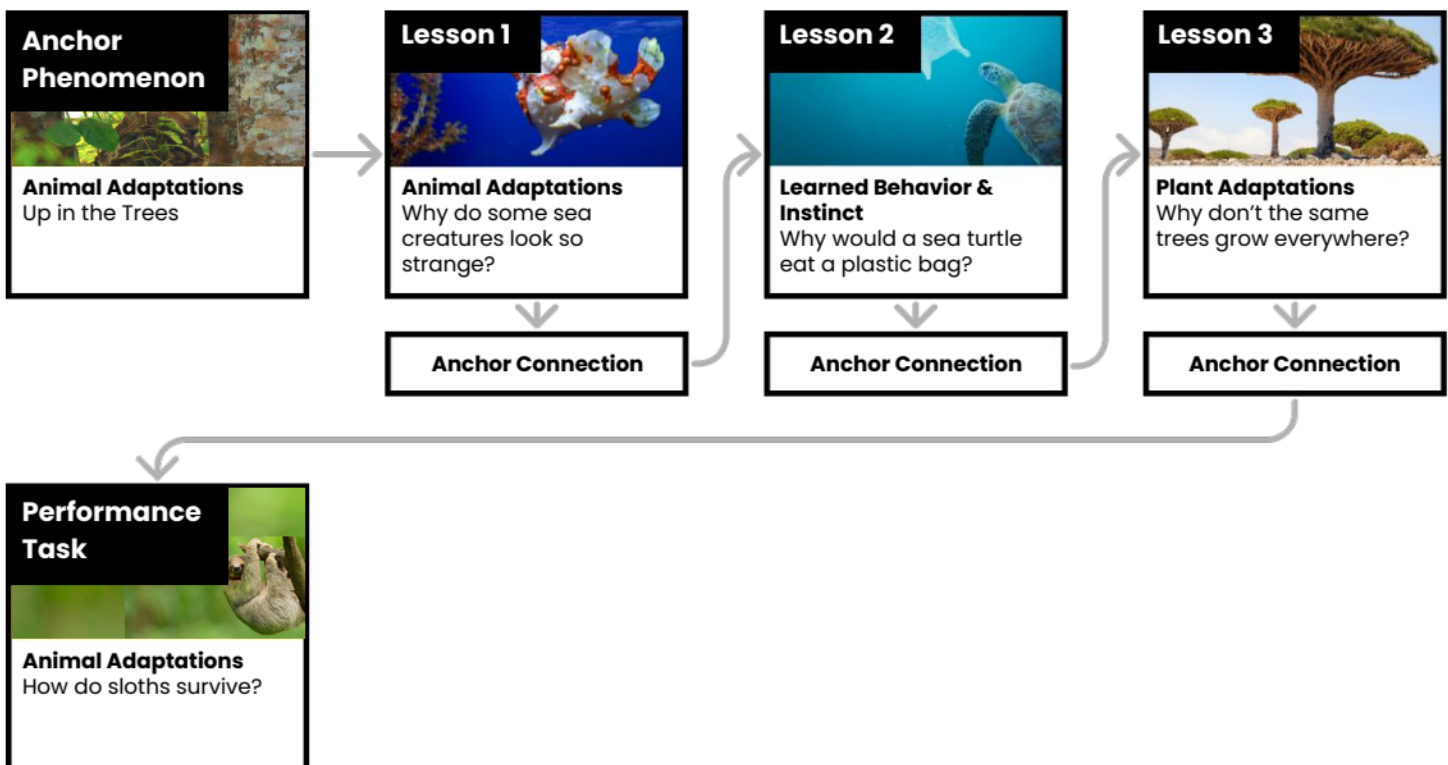


Animal & Plant Adaptations • Unit Summary

[See Teacher Guide](#)

In this unit, students explore the adaptations of animals and plants. Students investigate how the external and internal structures of an organism work together as an interconnected system that aid in their growth and survival. They also use models to explore how a combination of instincts and memories influence animal behavior.

Performance Expectations	Science & Engineering Practices	Disciplinary Core Ideas	Crosscutting Concepts
<ul style="list-style-type: none"> • 4-LS1-1. Construct an argument that plants and animals have internal and external structures that function to support survival, growth, behavior, and reproduction. • 4-LS1-2. Use a model to describe that animals receive different types of information through their senses, process the information in their brain, and respond to the information in different ways. 	<ul style="list-style-type: none"> • Engaging in Argument from Evidence • Developing and Using Models • Constructing Explanations and Designing Solutions 	<ul style="list-style-type: none"> • LS1.A: Structure and Function • LS1.D: Information Processing 	<ul style="list-style-type: none"> • Systems and System Models



Earth’s Features & Processes • Unit Summary (pg 1 of 2)

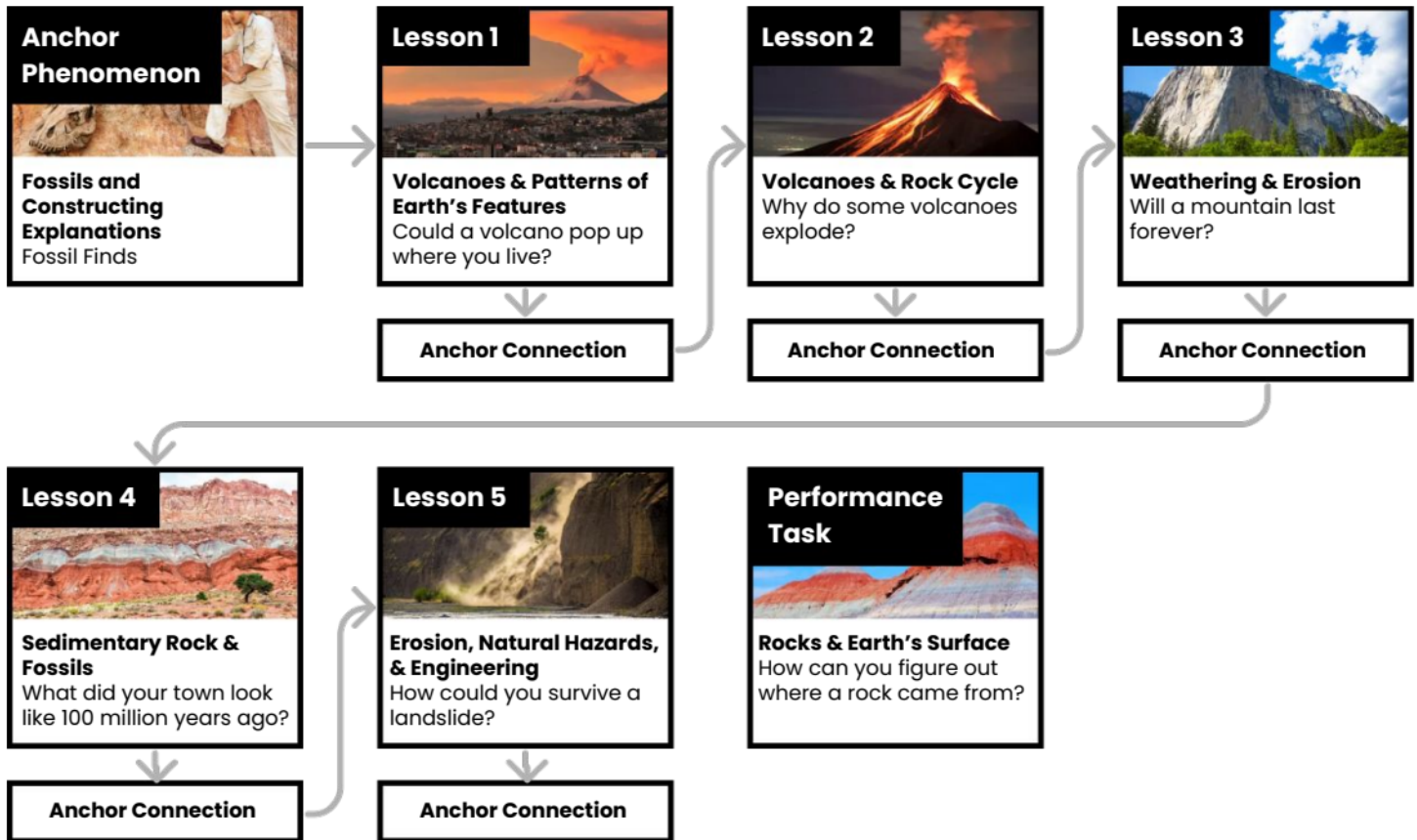
[See Anchor Layer Teacher Guide](#)

In this unit, students investigate features and processes of the Earth’s surface. Students explore the rapid process of volcanic eruptions! In contrast, students also explore the gradual Earth processes of weathering and erosion. Students apply their knowledge and design solutions to mitigate the impacts of these processes on humans. [Assessments](#)

Performance Expectations	Science & Engineering Practices	Disciplinary Core Ideas	Crosscutting Concepts
<ul style="list-style-type: none"> • 4-ESS1-1. Identify evidence from patterns in rock formations and fossils in rock layers to support an explanation for changes in a landscape over time. • 4-ESS2-1. Make observations and/or measurements to provide evidence of the effects of weathering or the rate of erosion by water, ice, wind, or vegetation • 4-ESS2-2. Analyze and interpret data from maps to describe patterns of Earth’s features. • 4-ESS3-2. Generate and compare multiple solutions to reduce the impacts of natural Earth processes on humans. • 3-5-ETS1-2. Generate and compare multiple possible solutions to a problem based on how well each is likely to meet the criteria and constraints of the problem 	<ul style="list-style-type: none"> • Analyzing and Interpreting Data • Engaging in Argument from Evidence • Constructing Explanations and Designing Solutions • Planning and Carrying Out Investigations • Constructing Explanations and Designing Solutions • Developing and Using Models 	<ul style="list-style-type: none"> • ETS1.B: Designing Solutions to Engineering Problems • ESS1.C: The History of Planet Earth • ESS2.A: Earth Materials and Systems • ESS2.B: Plate Tectonics and Large-Scale System Interactions • ESS2.E: Biogeology • ESS3.B: Natural Hazards • ETS1.B: Designing Solutions to Engineering Problems 	<ul style="list-style-type: none"> • Patterns • Cause and Effect

Earth’s Features & Processes Lesson Flow on Next Page

Earth's Features & Processes • Lesson Flow (pg 2 of 2)

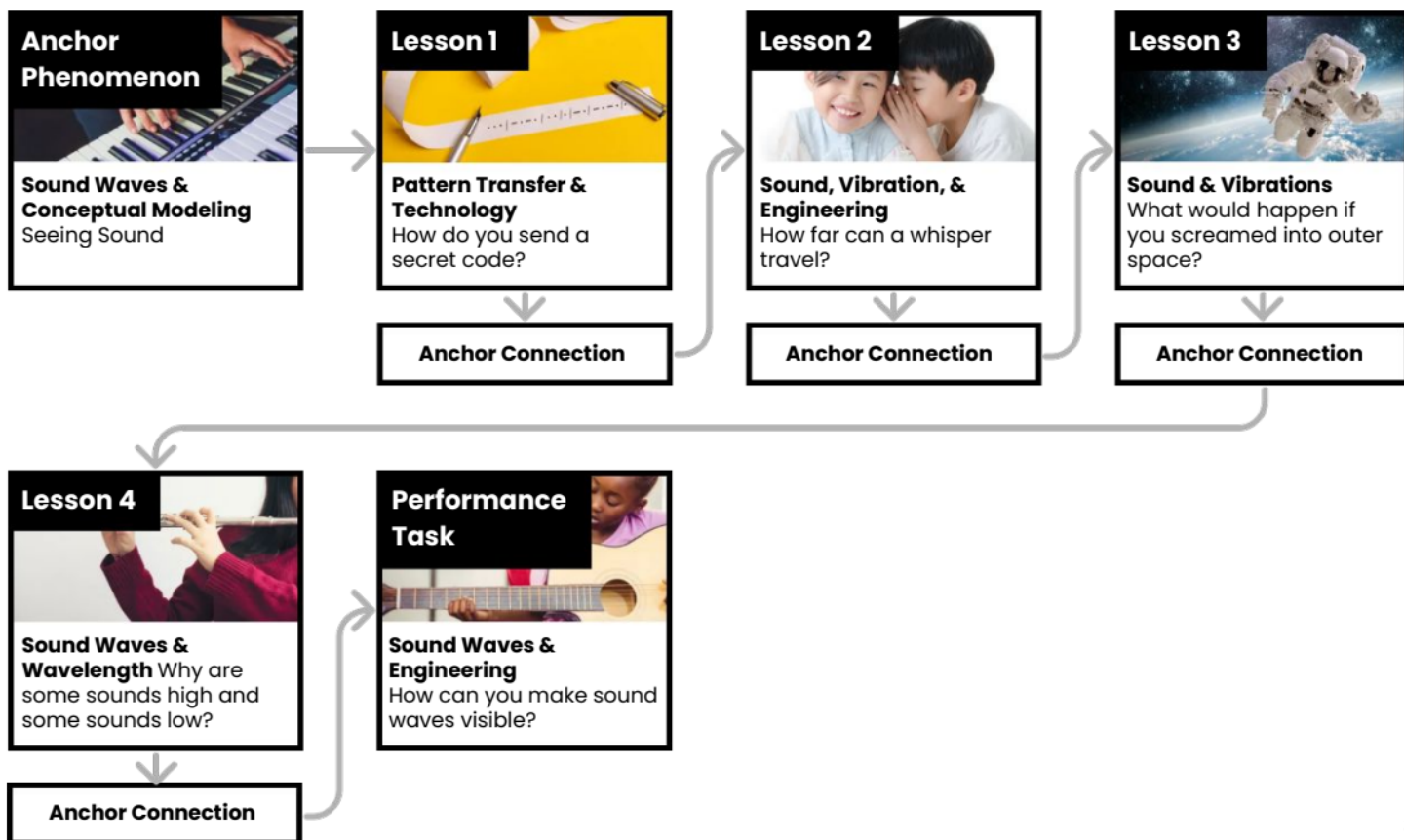


Sound, Waves, & Communication • Unit Summary

[See Anchor Layer Teacher Guide](#)

In this unit, students investigate the science of sound. Students construct physical devices to feel the vibrations that allow us to communicate across distances. Students also use digital devices to visualize the characteristics of different sound waves that cause us to hear different things. [Assessments](#)

Performance Expectations	Science & Engineering Practices	Disciplinary Core Ideas	Crosscutting Concepts
<ul style="list-style-type: none"> • 4-PS4-1. Develop a model of waves to describe patterns in terms of amplitude and wavelength and that waves can cause objects to move. • 4-PS4-3. Generate and compare multiple solutions that use patterns to transfer information. • 3-5-ETS1-2. Generate and compare multiple possible solutions to a problem based on how well each is likely to meet the criteria and constraints of the problem. • 3-5-ETS1-3. Plan and carry out fair tests in which variables are controlled and failure points are considered to identify aspects of a model or prototype that can be improved. 	<ul style="list-style-type: none"> • Planning and Carrying Out Investigations • Developing and Using Models • Constructing Explanations and Designing Solutions 	<ul style="list-style-type: none"> • PS4.A: Wave Properties • PS4.C: Information Technologies and Instrumentation • ETS1.B: Developing Possible Solutions • ETS1.C: Optimizing the Design Solution 	<ul style="list-style-type: none"> • Patterns

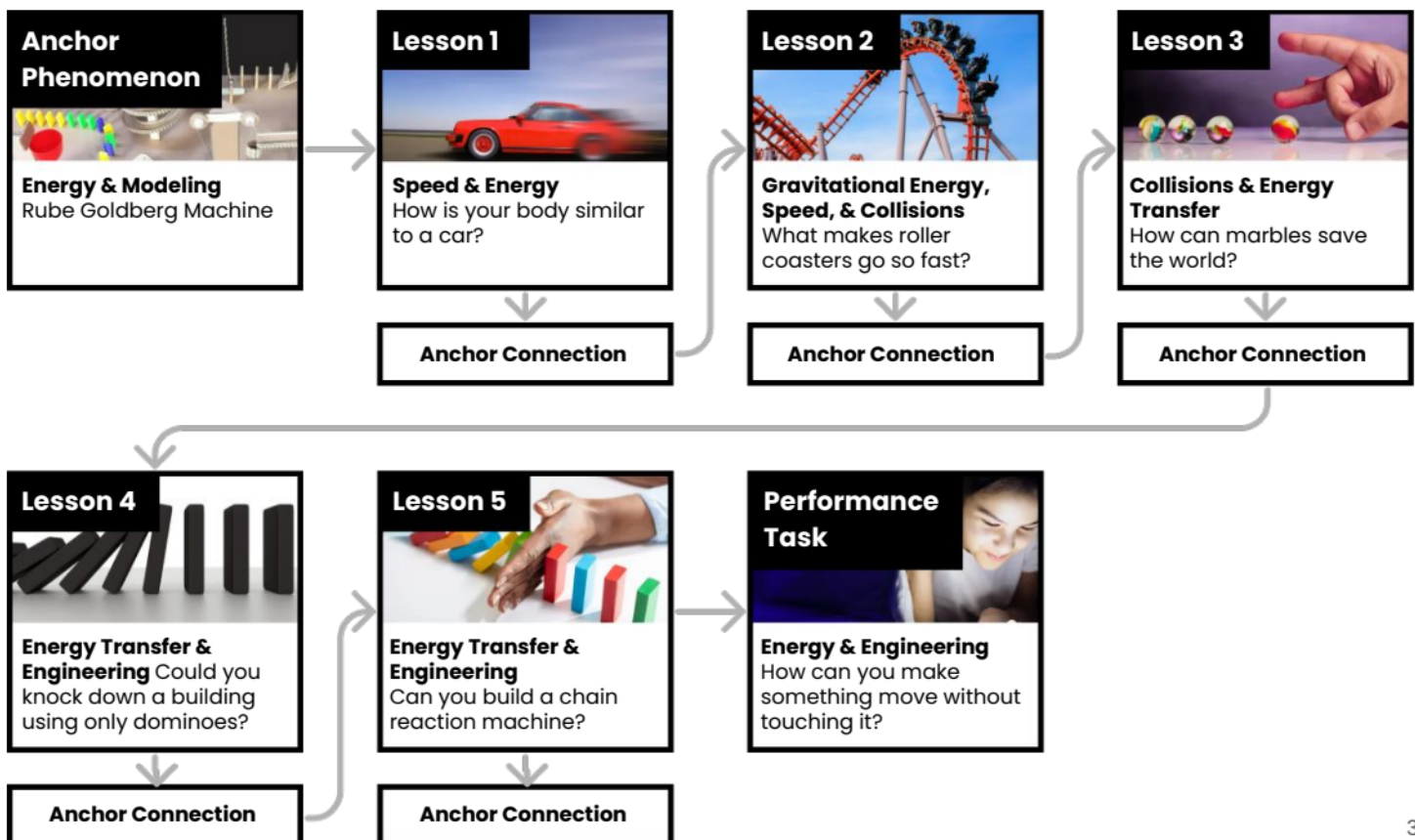


Energy & Energy Transfer • Unit Summary

[See Anchor Layer Teacher Guide](#)

In this unit, students explore energy! Students investigate how energy is stored, how it can make objects move, and how collisions transfer energy between objects. Students also construct chain reaction machines to explore the many different ways that energy can be transferred. [Assessments](#)

Performance Expectations	Science & Engineering Practices	Disciplinary Core Ideas	Crosscutting Concepts
<ul style="list-style-type: none"> • 4-PS3-1. Use evidence to construct an explanation relating the speed of an object to the energy of that object. • 4-PS3-3. Ask questions and predict outcomes about the changes in energy that occur when objects collide. • 4-PS3-4. Apply scientific ideas to design, test, and refine a device that converts energy from one form to another. • 3-5-ETS1-1. Define a simple design problem reflecting a need or a want that includes specified criteria for success and constraints on materials, time, or cost. • 3-5-ETS1-2. Generate and compare multiple possible solutions to a problem based on how well each is likely to meet the criteria and constraints of the problem. • 3-5-ETS1-3. Plan and carry out fair tests in which variables are controlled and failure points are considered to identify aspects of a model or prototype that can be improved. 	<ul style="list-style-type: none"> • Analyzing and Interpreting Data • Developing and Using Models • Constructing Explanations and Designing Solutions • Asking Questions and Defining Problems 	<ul style="list-style-type: none"> • PS3.A: Definitions of Energy • PS3.B: Conservation of Energy and Energy Transfer • PS3.C: Relationship Between Energy and Forces • ETS1.A: Defining and Delimiting Engineering Problems • ETS1.B: Developing Possible Solutions • ETS1.C: Optimizing the Design Solution 	<ul style="list-style-type: none"> • Energy and Matter • Systems and System Models

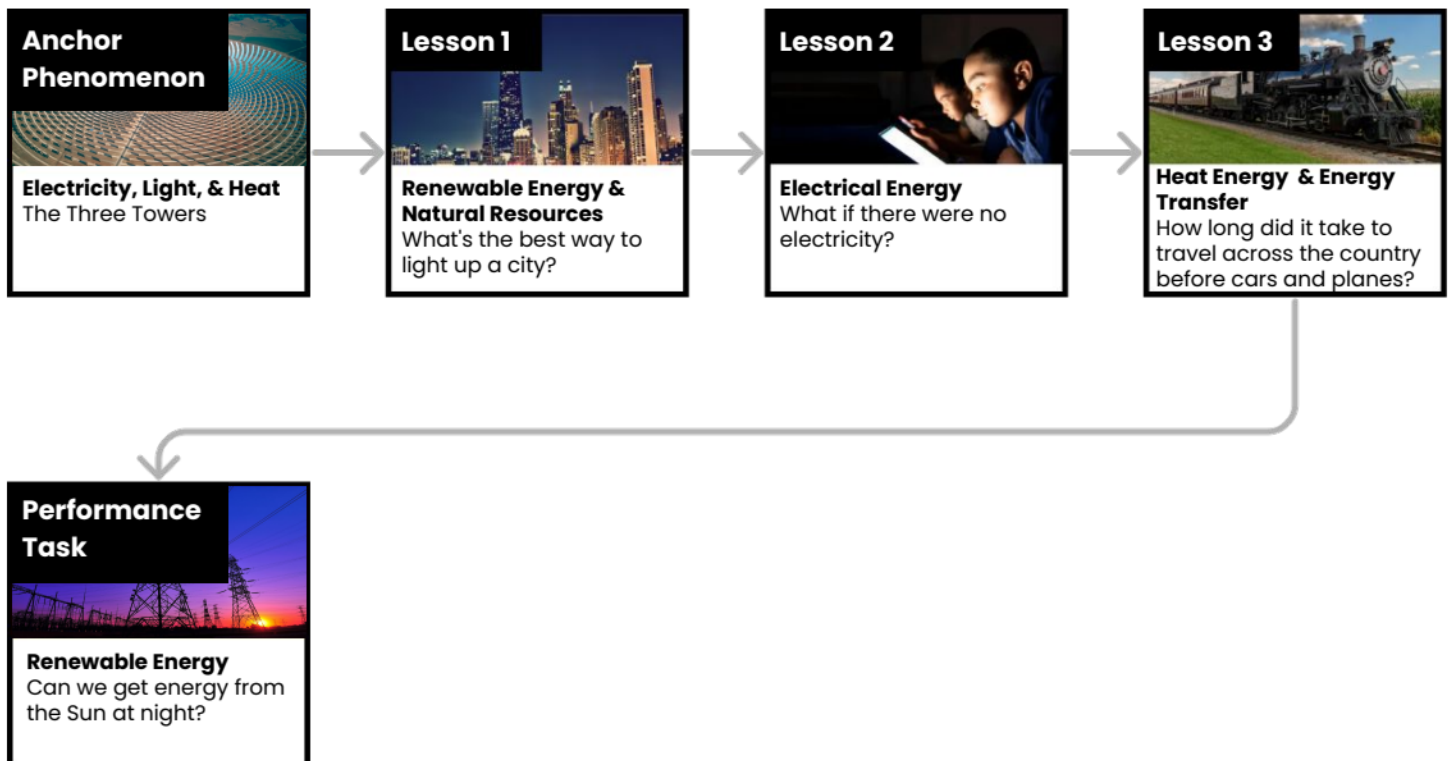


Unit Summary

[See Anchor Layer Teacher Guide](#)

In this unit, students explore the different forms of energy! Students investigate how energy can change form from heat energy into electrical energy. Students also construct devices that convert energy from one form into another, such as heat into motion and electricity into light.

Performance Expectations	Science & Engineering Practices	Disciplinary Core Ideas	Crosscutting Concepts
<ul style="list-style-type: none"> • 4-ESS3-1. Obtain and combine information to describe that energy and fuels are derived from natural resources and their uses affect the environment. • 4-PS3-2. Make observations to provide evidence that energy can be transferred from place to place by sound, light, heat, and electric currents. • 4-PS3-4. Apply scientific ideas to design, test, and refine a device that converts energy from one form to another. • 3-5-ETS1-1. Define a simple design problem reflecting a need or a want that includes specified criteria for success and constraints on materials, time, or cost. • 3-5-ETS1-3. Plan and carry out fair tests in which variables are controlled and failure points are considered to identify aspects of a model or prototype that can be improved. 	<ul style="list-style-type: none"> • Obtaining, Evaluating, and Communicating Information • Using Mathematics and Computational Thinking • Developing and Using Models • Constructing Explanations and Designing Solutions • Planning and Carrying Out Investigations 	<ul style="list-style-type: none"> • SS3.A: Natural Resources • PS3.D: Energy in Chemical Processes and Everyday Life • ETS1.A: Defining and Delimiting Engineering Problems • ETS1.B: Developing Possible Solutions • ETS1.C: Optimizing the Design Solution • PS3.B: Conservation of Energy and Energy Transfer 	<ul style="list-style-type: none"> • Energy and Matter • Cause and Effect



Ecosystems & The Food Web • Unit Summary (pg 1 of 2)

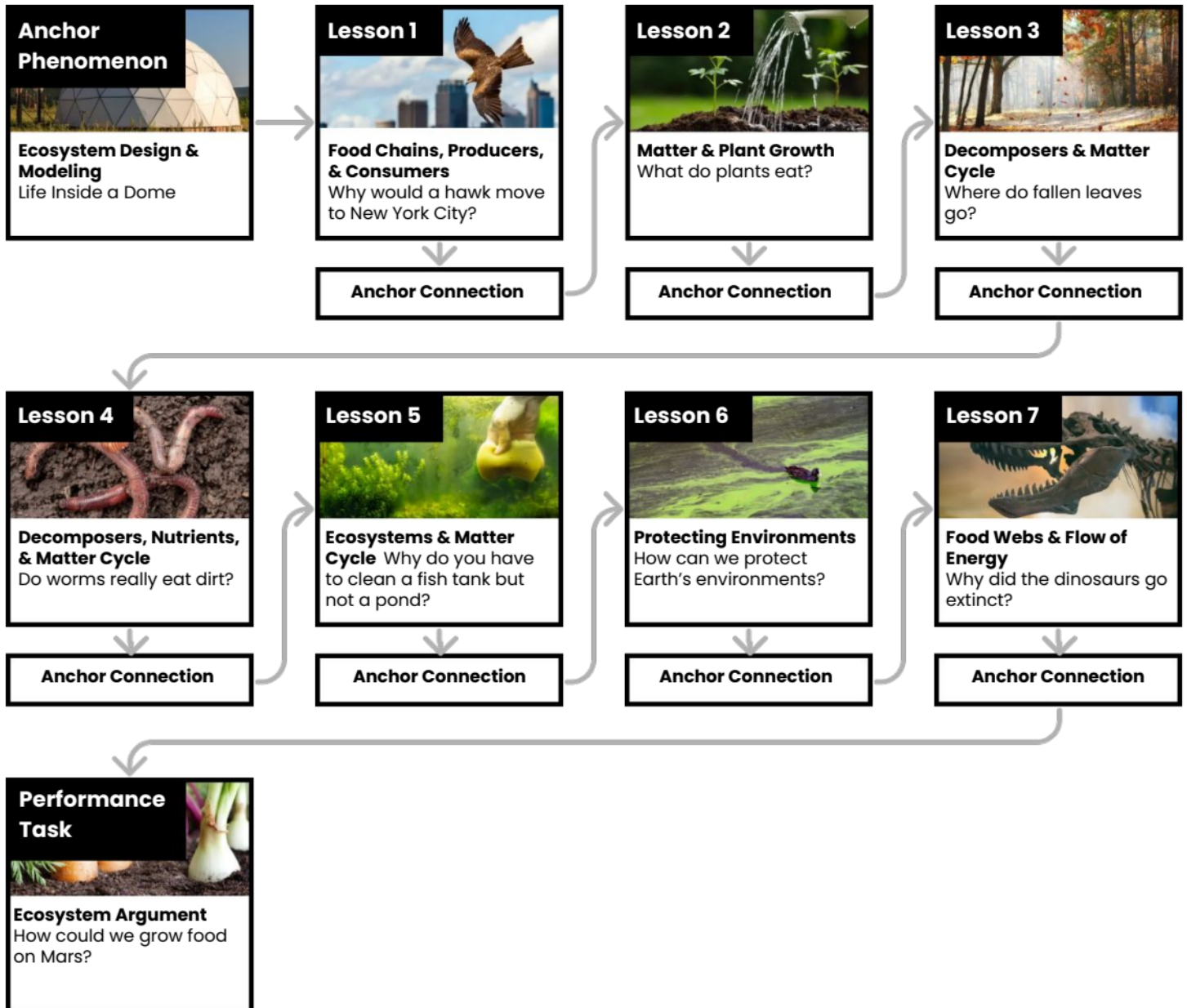
[See Anchor Layer Teacher Guide](#)

In this unit, students explore how organisms depend on one another and form an interconnected ecosystem. Students investigate food chains, food webs, and the importance of producers, consumers, and decomposers. [Assessments](#)

Performance Expectations	Science & Engineering Practices	Disciplinary Core Ideas	Crosscutting Concepts
<ul style="list-style-type: none"> • 5-LS1-1. Support an argument that plants get the materials they need for growth chiefly from air and water. • 5-LS2-1. Develop a model to describe the movement of matter among plants, animals, decomposers, and the environment. • 5-ESS3-1. Obtain and combine information about ways individual communities use science ideas to protect the Earth’s resources and environment. • 5-PS3-1. Use models to describe that energy in animals’ food (used for body repair, growth, motion, and to maintain body warmth) was once energy from the sun. 	<ul style="list-style-type: none"> • Planning and Carrying Out Investigations • Developing and Using Models • Obtaining, Evaluating, and Communicating Information • Constructing Explanations and Designing Solutions • Planning and Carrying Out Investigations • Analyzing and Interpreting Data 	<ul style="list-style-type: none"> • LS2.A: Interdependent Relationships in Ecosystems • LS2.B: Cycles of Matter and Energy Transfer in Ecosystems • LS1.C. Organization for Matter and Energy Flow in Organisms • ESS3.C: Human Impacts on Earth Systems • PS3.D: Energy in Chemical Processes and Everyday Life 	<ul style="list-style-type: none"> • Energy and Matter • Systems and System Models • Cause and Effect

Ecosystems & The Food Web Lesson Flow on Next Page

Ecosystems & The Food Web • Lesson Flow (pg 2 of 2)



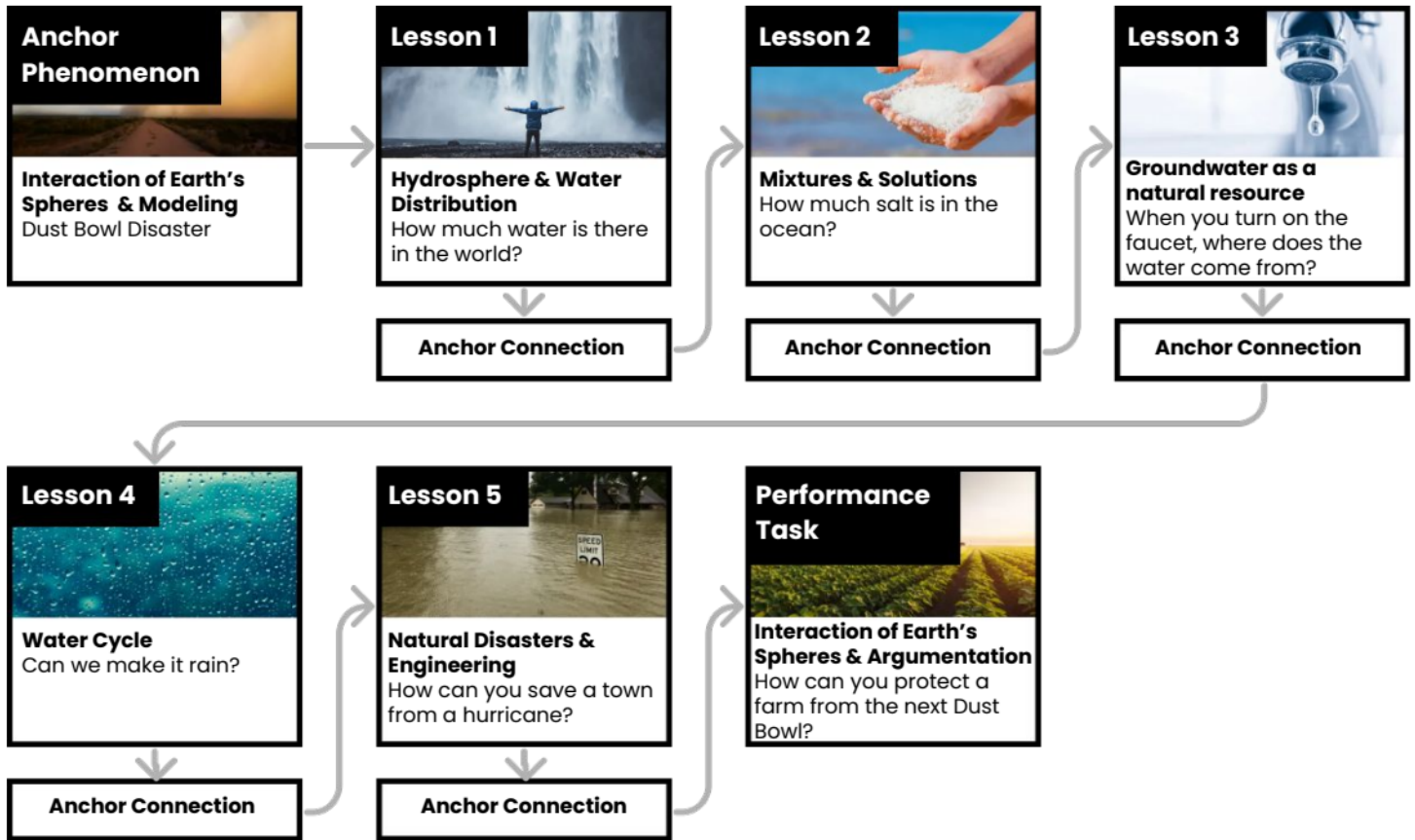
Water Cycle & Earth’s Systems • Unit Summary (pg 1 of 2) [See Anchor Layer Teacher Guide](#)

In this unit, students consider the profound importance of water as a natural resource. Students investigate the distribution of water, how it cycles through Earth’s systems, and explore how it affects human societies. [Assessments](#)

Performance Expectations	Science & Engineering Practices	Disciplinary Core Ideas	Crosscutting Concepts
<ul style="list-style-type: none"> • 5-ESS2-1. Develop a model using an example to describe ways the geosphere, biosphere, hydrosphere, and/or atmosphere interact. • 5-ESS2-2. Describe and graph the amounts and percentages of water and fresh water in various reservoirs to provide evidence about the distribution of water on Earth. • 3-5-ETS1-1. Define a simple design problem reflecting a need or a want that includes specified criteria for success and constraints on materials, time, or cost. • 3-5-ETS1-2. Generate and compare multiple possible solutions to a problem based on how well each is likely to meet the criteria and constraints of the problem. • 3-5-ETS1-3. Plan and carry out fair tests in which variables are controlled and failure points are considered to identify aspects of a model or prototype that can be improved. 	<ul style="list-style-type: none"> • Analyzing and Interpreting Data • Using Mathematics and Computational Thinking • Developing and Using Models • Obtaining, Evaluating, and Communicating Information • Engaging in Argument from Evidence • Planning and Carrying Out Investigations • Asking Questions and Defining Problems 	<ul style="list-style-type: none"> • ESS2.A: Earth Materials and Systems • ESS2.C: The Roles of Water in Earth’s Surface Processes • PS1.A: Structure and Properties of Matter • ETS1.A: Defining and Delimiting Engineering Problems • ETS1.B: Developing Possible Solutions • ETS1.C: Optimizing the Design Solution 	<ul style="list-style-type: none"> • Scale, Proportion, and Quantity • Systems and System Models • Patterns

Water Cycle & Earth’s Systems Lesson Flow on Next Page

Ecosystems & The Food Web • Lesson Flow (pg 2 of 2)



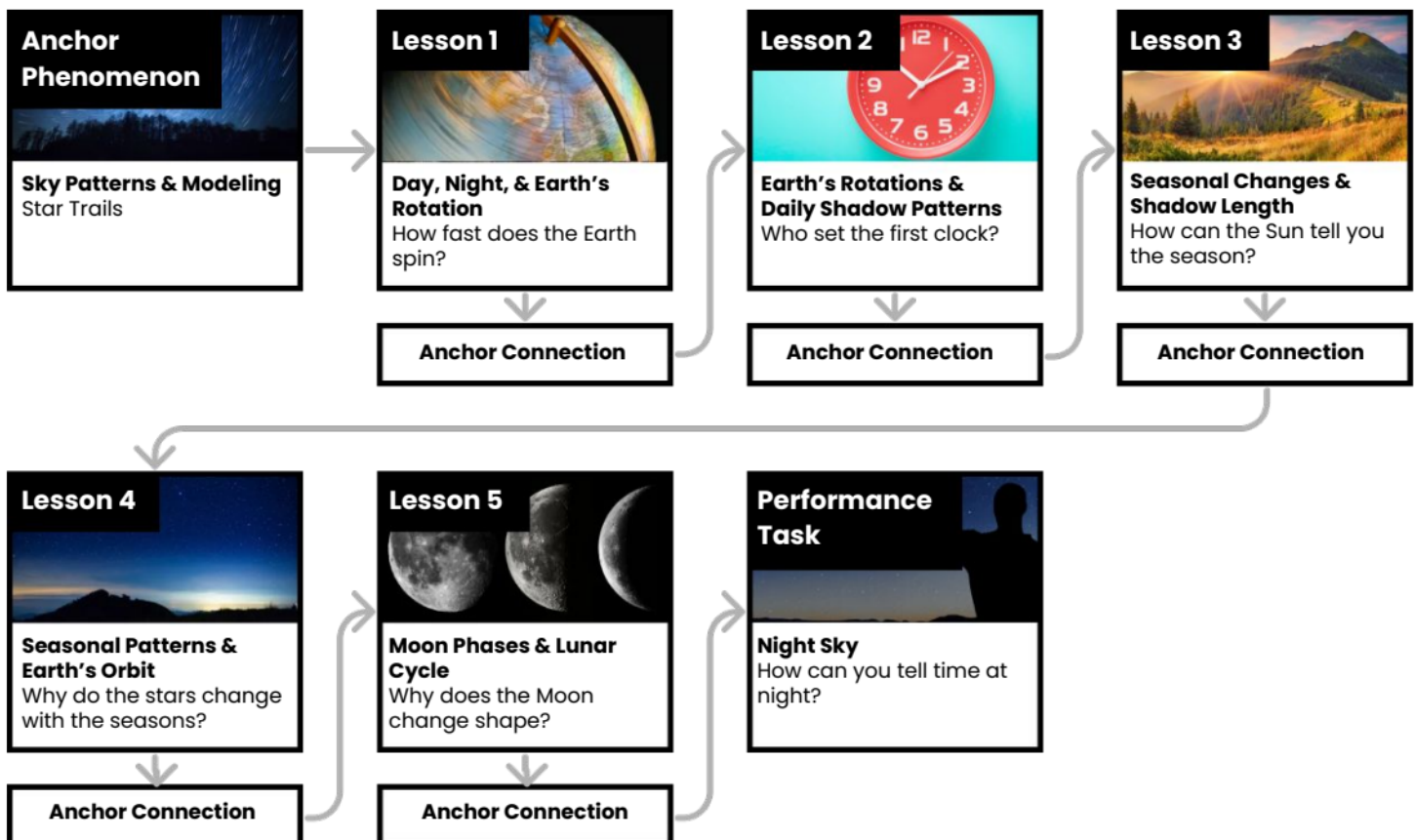
Earth & Space Patterns • Unit Summary

[See Anchor Layer Teacher Guide](#)

In this unit, students explore patterns of the Earth, Sun, Moon, and stars. They investigate how shadows change throughout the day, how the Sun's position changes throughout the year, and how stars change throughout the seasons. They also create Earth, Sun, and Moon models to explore Moon patterns.

Assessments

Performance Expectations	Science & Engineering Practices	Disciplinary Core Ideas	Crosscutting Concepts
<ul style="list-style-type: none"> • 5-ESS1-2. Represent data in graphical displays to reveal patterns of daily changes in length and direction of shadows, day and night, and the seasonal appearance of some stars in the night sky. 	<ul style="list-style-type: none"> • Developing and Using Models • Using Mathematics and Computational Thinking • Planning and Carrying Out Investigations • Analyzing and Interpreting Data • Engaging in Argument from Evidence • Constructing Explanations and Designing Solutions 	<ul style="list-style-type: none"> • ESS1.B: Earth and the Solar System 	<ul style="list-style-type: none"> • Cause and Effect • Patterns

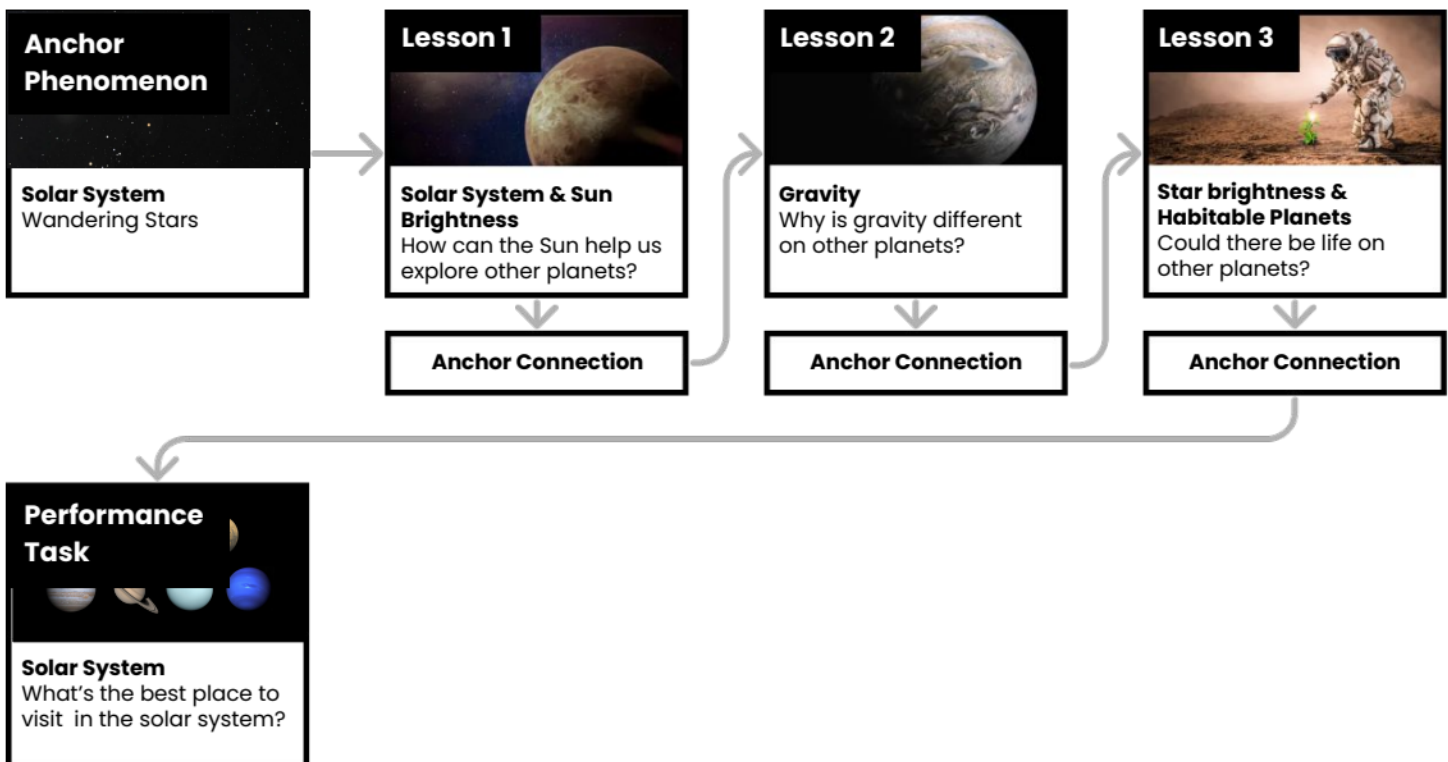


Stars & Planets • Unit Summary

[See Teacher Guide](#)

In this unit, students explore our solar system! They investigate how bright the Sun appears from each planet in our solar system and from stars of other solar systems in galaxies far away. They also investigate gravity on Earth and gravity on other planets to discover patterns of this incredible force.

Performance Expectations	Science & Engineering Practices	Disciplinary Core Ideas	Crosscutting Concepts
<ul style="list-style-type: none"> • 5-ESS1-1. Support an argument that differences in the apparent brightness of the Sun compared to other stars is due to their relative distances from Earth. • 5-ESS1-2. Represent data in graphical displays to reveal patterns of daily changes in length and direction of shadows, day and night, and the seasonal appearance of some stars in the night sky. • 5-PS2-1. Support an argument that the gravitational force exerted by Earth on objects is directed down. 	<ul style="list-style-type: none"> • Developing and Using Models • Engaging in Argument from Evidence • Planning and Carrying Out Investigations • Analyzing and Interpreting Data • Using Mathematics and Computational Thinking • Obtaining, Evaluating, and Communicating Information 	<ul style="list-style-type: none"> • ESS1.A: The Universe and its Stars • ESS1.B: Earth and the Solar System • PS2.B: Types of Interactions 	<ul style="list-style-type: none"> • Cause and Effect • Patterns • Scale, Proportion, and Quantity • Systems and System Models



Chemical Reactions & Properties of Matter • Unit Summary [See Anchor Layer Teacher Guide](#)

In this unit, students investigate the properties of matter by dissolving everyday chemicals to make solutions and by exploring simple yet surprising chemical reactions. Through these investigations, students begin to build conceptual models for the particulate nature of matter.

Performance Expectations	Science & Engineering Practices	Disciplinary Core Ideas	Crosscutting Concepts
<ul style="list-style-type: none"> • 5-PS1-1. Develop a model to describe that matter is made of particles too small to be seen. • 5-PS1-2. Measure and graph quantities to provide evidence that regardless of the type of change that occurs when heating, cooling, or mixing substances, the total weight of matter is conserved. • 5-PS1-3. Make observations and measurements to identify materials based on their properties. • 5-PS1-4. Conduct an investigation to determine whether the mixing of two or more substances results in new substances. 	<ul style="list-style-type: none"> • Planning and Carrying Out Investigations • Constructing Explanations and Designing Solutions • Using Mathematics and Computational Thinking • Analyzing and Interpreting Data • Developing and Using Models 	<ul style="list-style-type: none"> • PS1.A: Structure and Properties of Matter • PS1.B: Chemical Reactions 	<ul style="list-style-type: none"> • Cause and Effect • Scale, Proportion, and Quantity • Energy and Matter

