
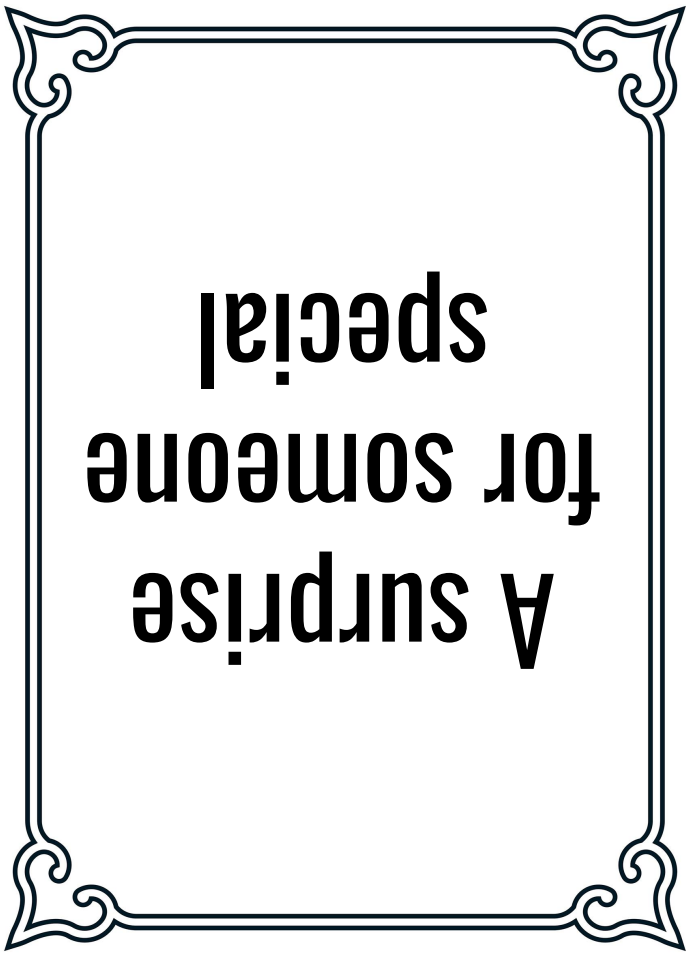


Flower Power

How To Make A Flower:

1. Cut out a square along thick dashed lines.
2. Fold in half along thick black line so pattern is facing out.
3. Pull up corner with the sun until the edge meets the dark grey area. Fold.
4. Pull top left corner down until it meets bottom edge. Fold.
5. Cut along two dashed lines. Unfold.
6. Pull tip of each petal until it meets center circle. Fold. Repeat for all petals.







How do flowers bloom in the spring?

mystery science

This paper flower blooms because



Dear _____,

I made a flower
that will bloom
just for you.

Love,