

MYSTERY
science
at home

We're here to help.

We know school closures and distance learning pose new challenges for teachers, students and families.

Mystery Science is a great tool for remote teaching, and we now have a **Google Classroom integration** and **new extension activities** designed for students at home.

Have fun & stay curious!

Mystery Science + Distance Learning

Shareable, no-login lessons

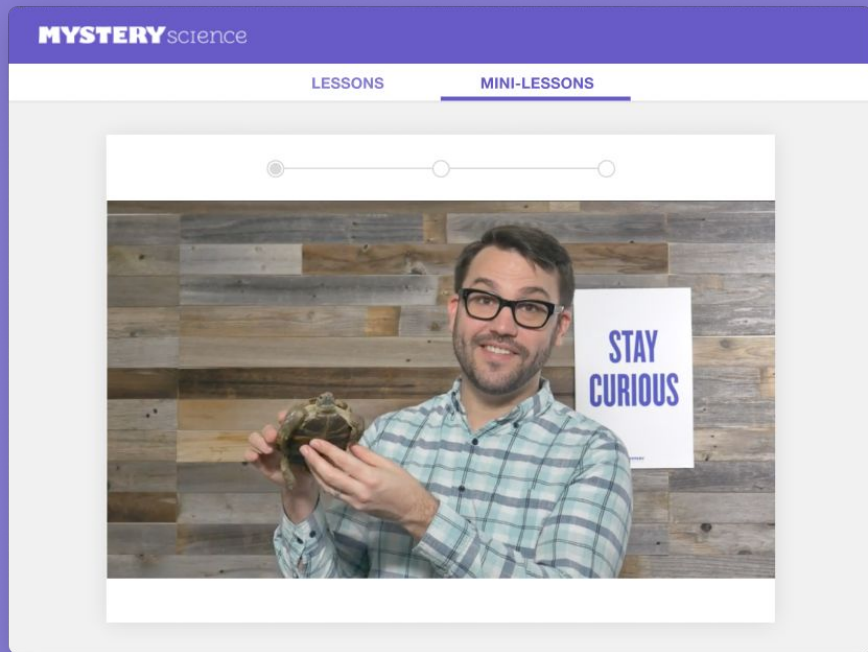
Share videos directly with students
—no student accounts necessary

Built-in narration by a master teacher

Engaging video lessons and activities led by Doug, our expert Science teacher

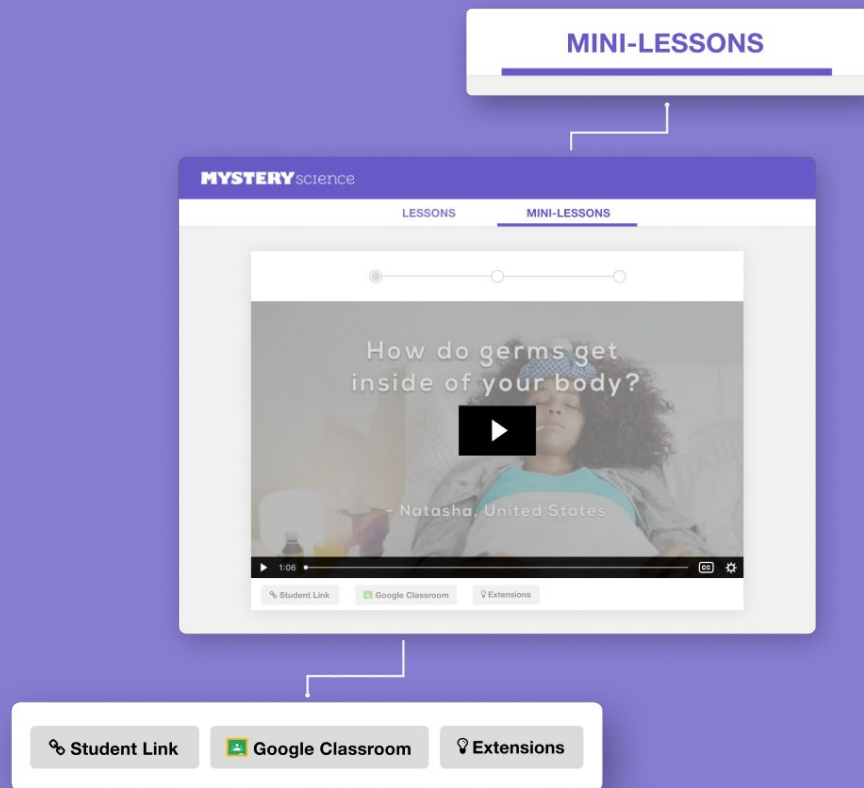
Assignable on Google Classroom

Digital handouts, assessments, at-home extension activities—all at your fingertips and ready to assign



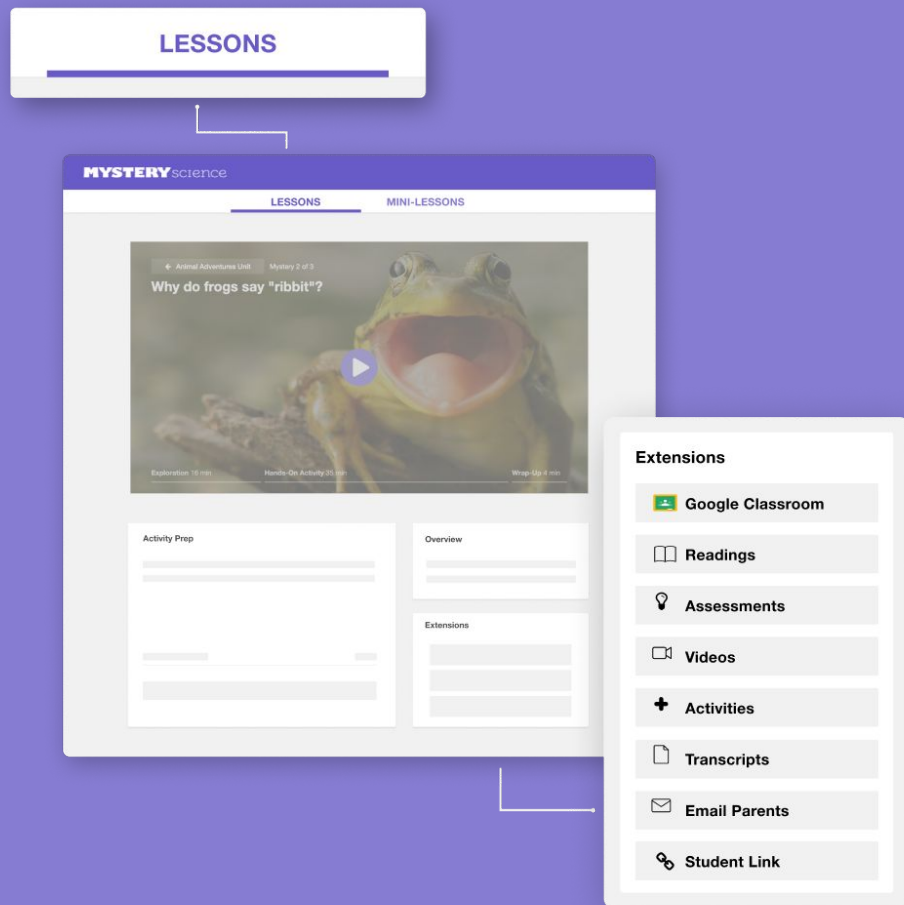
Mini-lessons are easy for students at home

- Short video lessons that answer real kids' questions
- Discussion questions to encourage reflection
- **NEW!** Extension questions and bonus activities
- **NEW!** Google Classroom integration



Hands-on lessons when students are ready for more

- Full, standards-aligned lessons + hands-on activities
- **NEW!** Digital assessments that collect student responses
- **NEW!** Digital handouts that students can fill in — no printing required
- **NEW!** Google Classroom integration



Ready to get started?

Here's how:

1. Choose a lesson.
2. Select **Google Classroom** or **Student Link**.
3. Assign lesson to students.

Go find a lesson:

[Explore Mini-lessons](#)

[Explore Hands-on Lessons](#)

Want a visual walkthrough of how to assign a lesson? See our **[Distance Learning How-to Guide](#)**.

Distance Learning How-To Guide



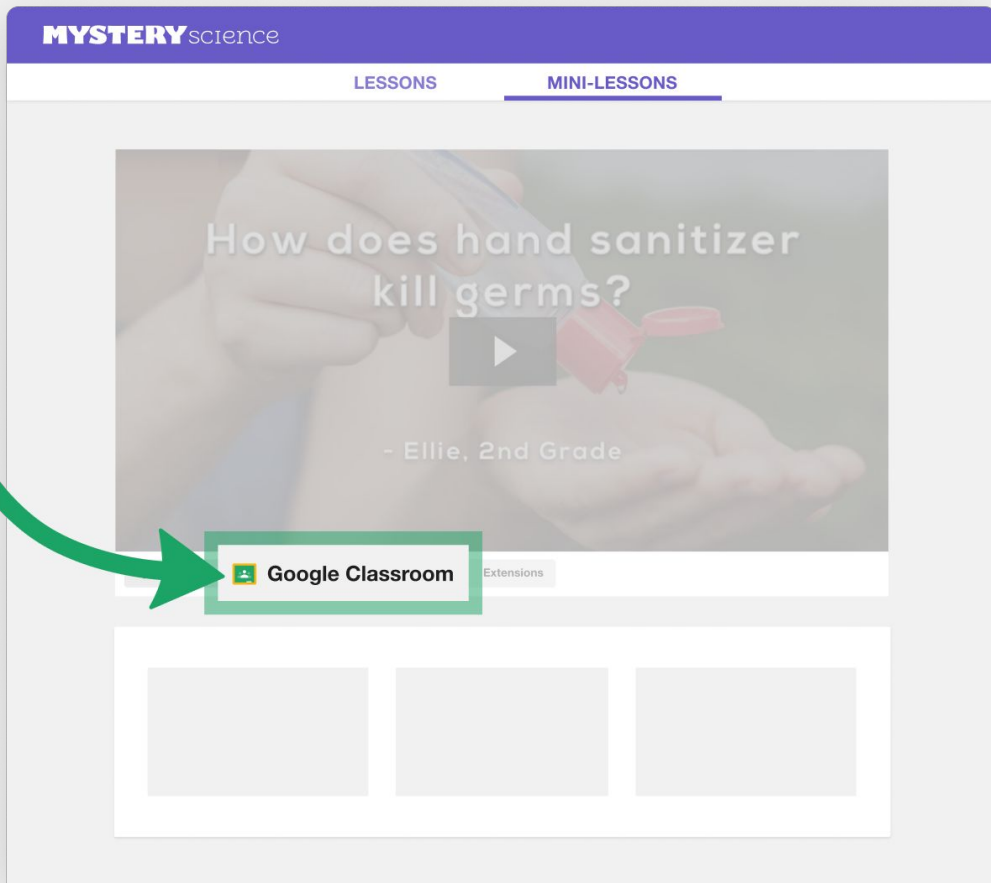
HOW TO ASSIGN

Mini-Lesson Videos

Click the **Google Classroom** button to quickly share videos with students.

Not using Google Classroom?

*No problem – simply copy and paste the **Student Link** to share the video.*



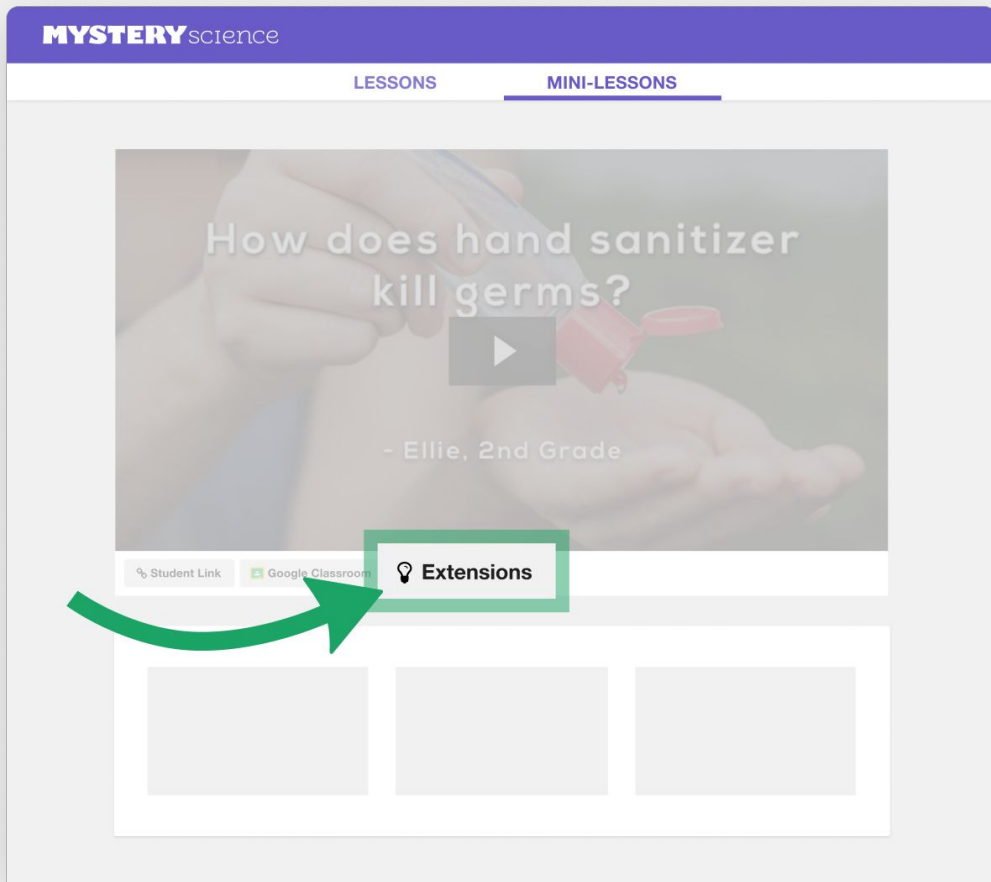
HOW TO ASSIGN

Mini-Lesson Activities

Click on **Extensions** to assign follow-up questions and simple, offline activities.

These questions are automatically added to the instructions when you assign them in Google Classroom.

Or, copy and paste them into any document, assignment or email.



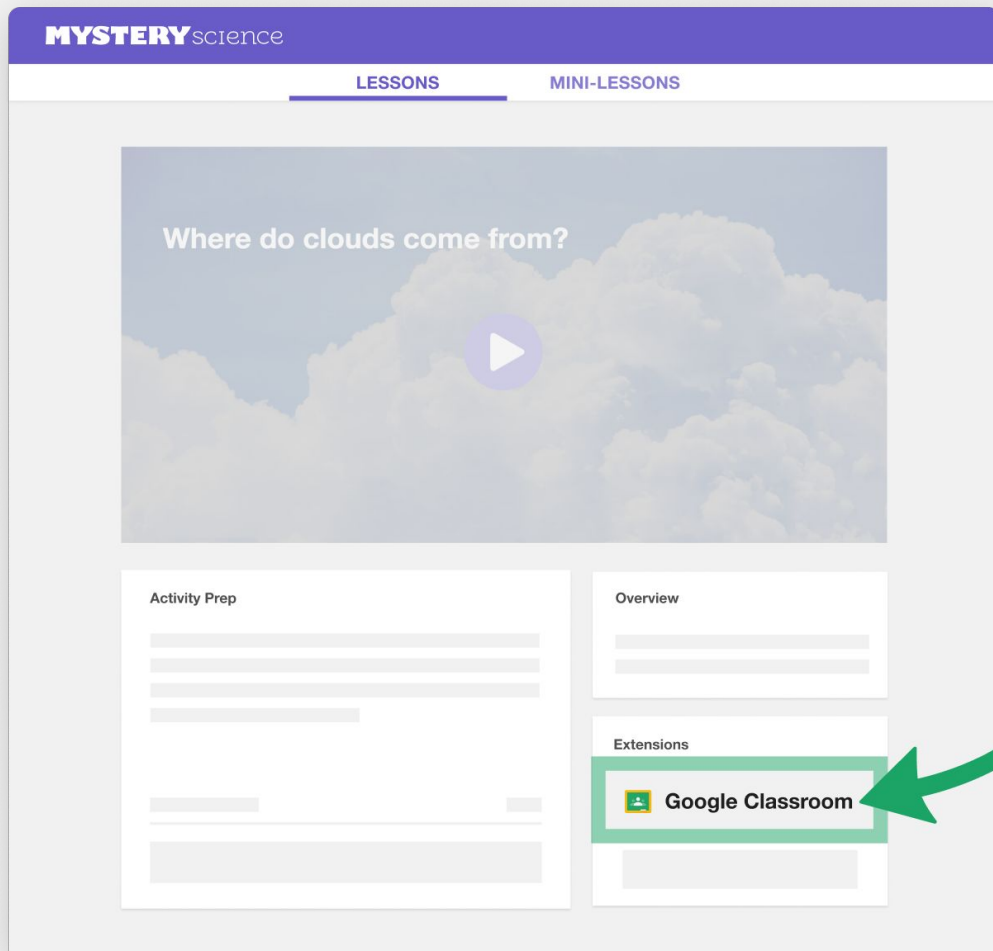
HOW TO ASSIGN

Lesson Videos

Click the **Google Classroom** button on the lesson page to share the video with students.

Not using Google Classroom?

*No problem – simply copy and paste the **Student Link** to share the video.*



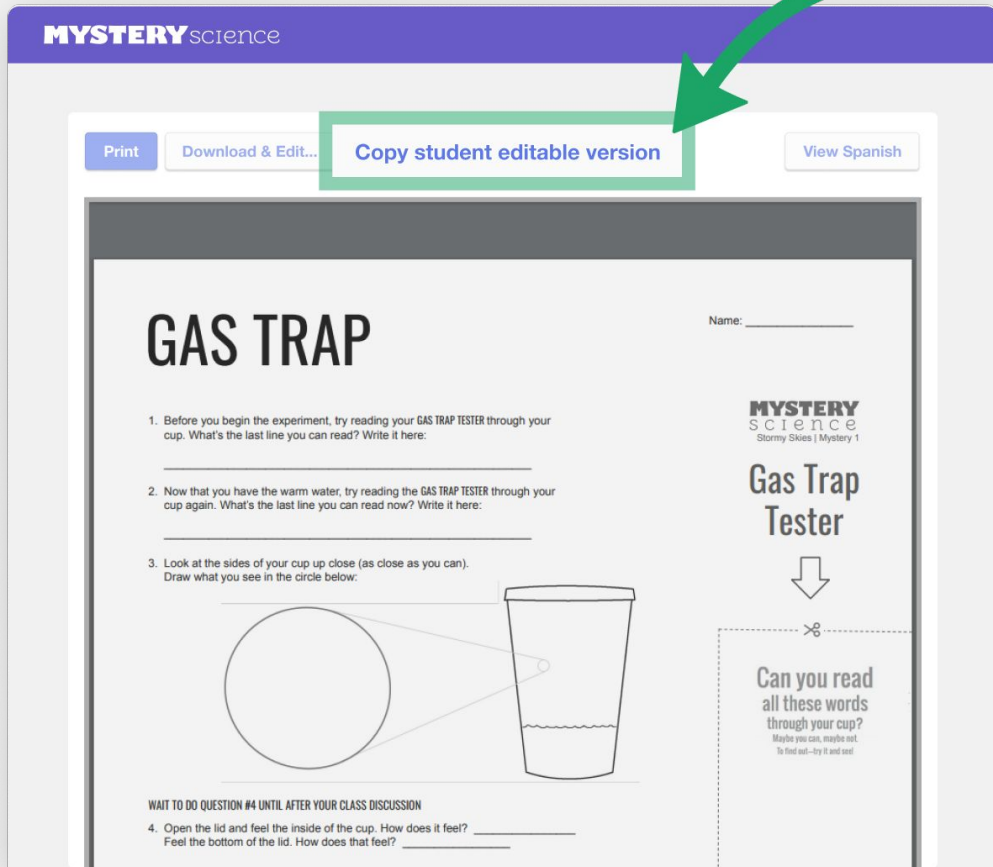
HOW TO ASSIGN

Digital Handouts

Students can type on editable documents as if they were writing on a handout.

Open any handout document, and click **Copy student editable version**.

This will save a copy of the document to your Google Drive to assign in Google Classroom.



The screenshot shows the MYSTERYscience website interface. At the top, there's a purple header with the logo. Below it, a navigation bar contains buttons for 'Print', 'Download & Edit...', 'Copy student editable version' (highlighted with a green box and a green arrow), and 'View Spanish'. The main content area displays a handout titled 'GAS TRAP'. The handout includes a 'Name: _____' field, three numbered instructions for an experiment, a diagram of a cup with a circular inset showing a magnified view of the bottom, and a section titled 'Can you read all these words through your cup?' with a list of words: 'Maybe you can, maybe not. To find out—try it and see!'. The MYSTERYscience logo is also present on the right side of the handout.

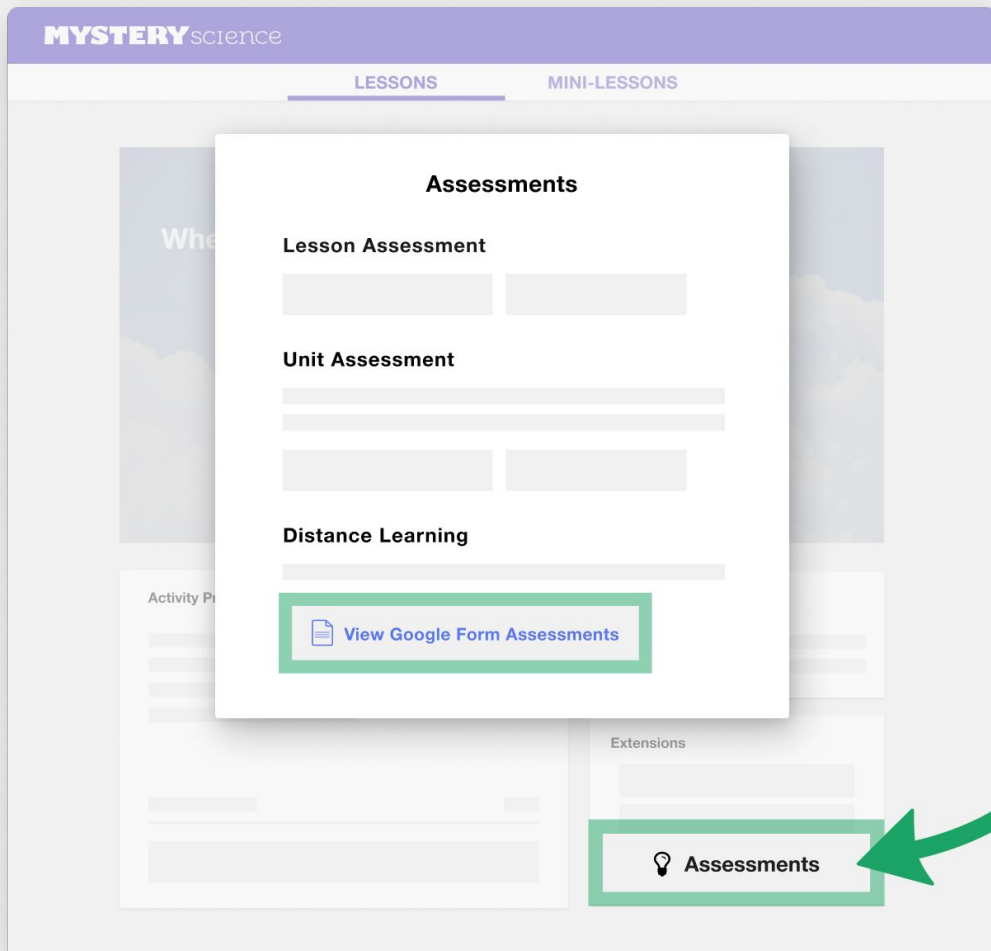
HOW TO ASSIGN

Google Forms Assessments

Click on **Assessments** (under Extensions on the lesson page).

Find Google Forms assessments under **Distance Learning**.

Or, click [HERE](#) to access all of our assessments in the Google Forms format.



Find more resources

Not sure where to start?

See [our curated list](#) of the best science lessons to do at home.

Looking for offline options?

From our community of creative teachers, [some offline activities](#) aligned to grade levels and Mystery Science units.

Looking for extra activities?

From our friends at Seesaw and the Minnesota Zoo, [a list of activities](#) aligned to popular Mystery Science mini-lessons.

