

# Hi there,

You can use this slide deck to host a 30-minute training session for teachers.

Just complete **2 quick steps** before the session.



# Before the training



1. Get your school's **join link** to share with teachers.

*What is a join link? This custom link allows teachers to instantly join your school's Mystery Science account.*

*Don't have the link? No problem! Ask your administrator for your school or district's join link, or simply head over to [mysteryscience.com](https://mysteryscience.com) to make an account.*

# Before the training

1. Get your school's join link to share with teachers.



2. **Email your colleagues** to invite them to the training session.

*See the next slide for an email template  
you can copy, paste & adapt!*



# Email template

Hi fellow teachers,

I'll be sharing why I use Mystery Science at our upcoming meeting on **[INSERT DATE/TIME/LOCATION]**. I'd love to help you get started with this easy, engaging resource!

Before the training, please join our school's Mystery Science account by clicking on this link: **[INSERT THE JOIN LINK]**.

Please bring your laptop to the meeting so we can get you set up and ready to teach!

# You're all set!

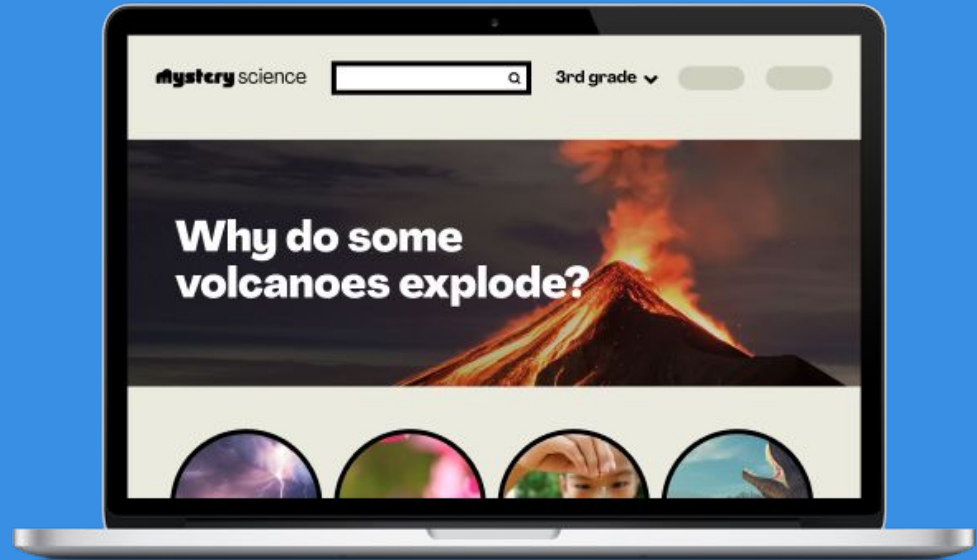
The next slide is the start of the training presentation.

Share your screen and have fun!



An introduction to

# Mystery Science



# Agenda

1. What is Mystery Science?
2. How can I get started?
3. What are some quick tips?
4. Ready to explore on your own?

A night sky filled with stars, with the Milky Way galaxy visible as a bright, hazy band of light stretching across the upper half of the frame. The lower half of the image shows the dark silhouettes of evergreen trees against the starry background.

# What is Mystery Science?



# Open-and-go lessons that inspire kids to love science

The screenshot shows the Mystery Science website interface. At the top right is the logo "mystery science". Below it is a search bar containing the text "Try 'spring'" and a magnifying glass icon. To the right of the search bar are navigation links: "3rd Grade", "Curiosity Jar", "Help", and "Account". Below the search bar is a greeting "Hi! Let's pick a lesson!" followed by two buttons: "Science Units" and "Mini-lessons". The main content area features a large banner for a "K-5 Mini-Lesson" titled "Do sharks really want to eat people?" with a "View lesson" button. Below this is a section for "3rd Grade Science Units" with a "See all" link. Four circular thumbnails are shown: "Animals Through Time" (7 lessons), "Circle of Life" (3 lessons), "Power of Flowers" (4 lessons), and "Stormy Skies" (5 lessons). A "Support" button is visible in the bottom right corner.

mystery science

Try 'spring'

3rd Grade Curiosity Jar Help Account

Hi! Let's pick a lesson!

Science Units Mini-lessons

K-5 Mini-Lesson

Do sharks really want to eat people?

View lesson

3rd Grade Science Units See all

Animals Through Time 7 lessons

Circle of Life 3 lessons

Power of Flowers 4 lessons


Stormy Skies 5 lessons

Support

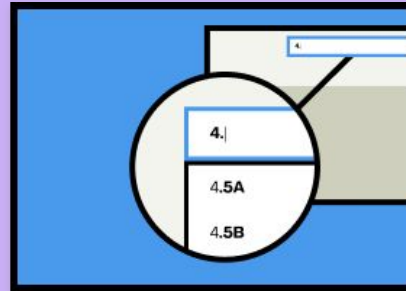
# Hands-on science made easy



**Engaging, interactive  
lessons kids love**



**Easy-prep  
hands-on activities**



**Standards-aligned  
science units**

# Science units

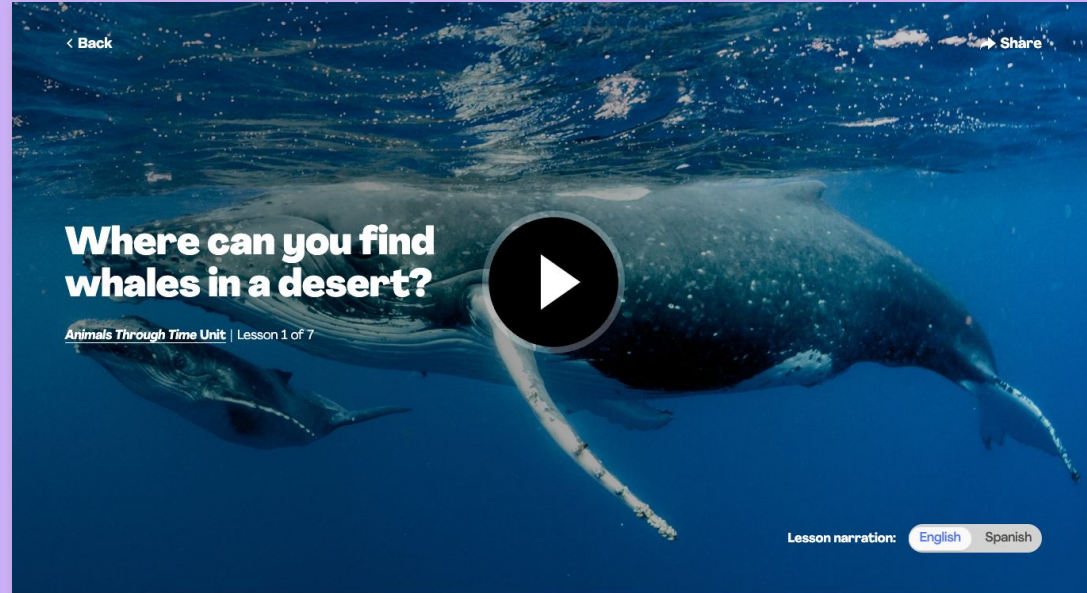
- 4-6 units per grade
- Each unit has 3-8 lessons
- Standards-aligned

The screenshot shows the Mystery Science website interface. At the top right, the logo "mystery science" is displayed. Below it, there is a search bar containing the text "Try 'spring'", and navigation links for "3rd Grade", "Curiosity Jar", "Help", and "Account". A "Back" link is visible on the left. The main heading is "Science Units". Below this, there are five category tabs: "Fossils, Animal Survival, & Heredity", "Life Cycles", "Plant Life Cycle & Heredity", "Weather & Climate", and "Forces, Motion, & Magnets". The "Life Cycles" tab is selected. The main content area features a large image of a monarch butterfly's life cycle, from caterpillar to chrysalis to adult butterfly. The text "Circle of Life" is overlaid on the image, along with an "NGSS" badge and a "Standards & Prep" dropdown menu. Below the main image are three lesson cards:

- Lesson 1: Animal Life Cycles** (3rd • How is your life like an alligator's life?) - Includes "NEW!" badge, "Lesson + Activity" icon, and "Standards Aligned" icon.
- Lesson 2: Environmental Change & Engineering** (3rd • What's the best way to get rid of mosquitoes?) - Includes "Lesson + Activity" icon and "Standards Aligned" icon.
- Lesson 3: Plant Life Cycles** (3rd • Why are there so many different kinds of flowers?) - Includes "NEW!" badge, "Lesson + Activity" icon, and "Standards Aligned" icon.

# Lessons

- Take 45-60 min to teach
- Video exploration & discussion
- Hands-on activities with step-by-step video instructions
- Simple supplies for easy prep



## Activity Prep

[Print Prep](#)

In this lesson, students explore the idea that the rock under our feet sometimes contains fossils, and investigate how these fossils reveal changes in habitat through time. In the activity, Fossil Dig, students use paper to create a model fossil dig. They identify traits of fossils to determine what the habitat looked like when these organisms were alive. Then they use this information to figure out where some Mystery Fossils belong in their fossil dig.

[Preview activity](#)

	<b>Exploration</b> 10 mins
	<b>Hands-On Activity</b> 30 mins
	<b>Wrap-Up</b> 10 mins

# Mini-lessons

- 5-10 minutes long
- Discussion questions
- New mini-lesson each week
- Over 150 lessons in the archive

mystery science  1st Grade ▾ Curiosity Jar Help Account ▾

< Back

Mini-lessons

**MYSTERY**  
doug

What does a scientist do?


- Leela, United States

7:19

Share Student Link Google Classroom Extensions Credits

Looking for a hands-on activity? [View Hands-on Activity](#)

Previous Episodes





**How do I get  
started?**



**A quick tour...**



You're trying out the newest version of the website!

[Go back](#)

mystery science

Try 'spring'



4th Grade ▾

Curiosity Jar


Help Center

Arielle ▾

Hi Arielle, let's pick a lesson!

Science Units

Mini-lessons



What would happen if  
you didn't have a skull?

[View lesson](#)

4th Grade Science Units

[See all >](#)

Trouble viewing this video? [Watch it here](#)



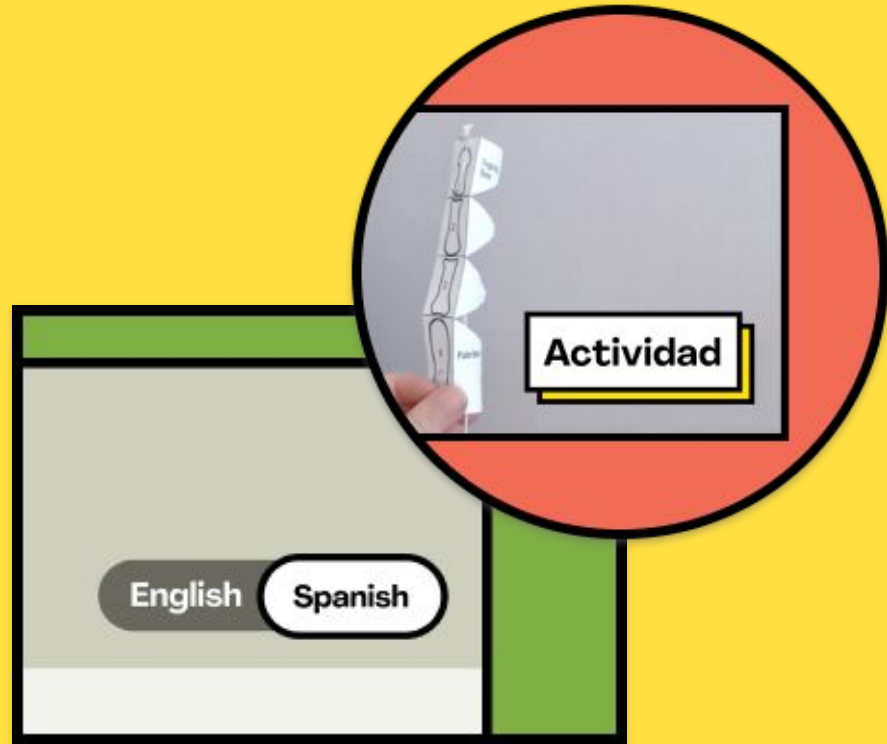
**Don't miss these Mystery  
Science features...**



# Spanish

## Resources

- Spanish narration for every lesson
- Spanish versions of printable and digital worksheets & assessments
- Spanish transcripts of each lesson



# Vocabulary Resources

- Visual slideshows with images and videos pulled directly from the lesson
- Teacher printouts with terms and definitions
- Available in English and Spanish!

**predator**  
an animal that hunts and eats other animals

**predator**  
an animal that hunts and eats other animals

**prey**  
an animal that is hunted by and eaten by another animal

**carnivore**  
an animal that eats only other animals

**herbivore**  
an animal that only eats plants

# Anchor Layer

- Adds 2 lessons to each unit
- 60–90 minutes per lesson
- Starts with an Anchor Phenomenon
- Project-based performance task

**Science Units**


Fossils, Animal Survival, & Heredity
Life Cycles
Plant Life Cycle & Heredity
Weather & Climate
Forces, Motion, & Magnets

NGSS


## Power of Flowers

Standards & Prep ▾

Anchor layer: On Off



Anchor Phenomenon




**Plant Life Cycle, Plant and Animal Interactions**

3rd • Stinky Seeds

Lesson + Activity   Standards Aligned

Lesson 1




**Pollination & Plant Reproduction**

3rd • Why do plants grow flowers?

Lesson + Activity   Standards Aligned

Lesson 2




**Seed Dispersal & Plant Life Cycle**

3rd • Why do plants give us fruit?

Lesson + Activity   Standards Aligned

Lesson 3




**Trait Variation, Inheritance, & Artificial Selection**

3rd • Why are some apples red and some green?

Lesson + Activity   Standards Aligned

Lesson 4




**Trait Variation, Inheritance, & Artificial Selection**

3rd • How could you make the biggest fruit in the world?

Lesson + Activity   Standards Aligned

Performance Task



**Plant and Animal Interactions, Life Cycles**

3rd • Are the stinky seeds and dung beetles good for each other?

Lesson + Activity   Standards Aligned



# Teacher Tools

- State-specific Standards Alignment Guides
- Fully editable Pacing Guides
- Supply calculator
- Printable student booklets
- Find all this and more at: [mysteryscience.com/getting-started](https://mysteryscience.com/getting-started)

**5th Grade Pacing**

**Ecosystems & The Food Web • 40**

Lesson #	Focus	Session	5
<b>Anchor Phenomena; Life inside a Dome</b>	Ecosystem Design & Modeling	1	
<b>Lesson 1: Why would a hawk move to New York City?</b>	Food Chains, Producers, & Consumers	2	Engage
		3	Explore
		4	Anchor Connection
		5	Evaluate
		6	Elaborate
<b>Lesson 2: What do plants eat?</b>	Matter & Plant Growth	7	Engage
		8	Explore

**4th Grade • All Units at a Glance**

**Human Body, Vision, & The Brain**

**NGSS Performance Expectations:**

- 4-LS1-1
- 4-LS1-2
- 4-PS4-2

**Unit Breakdown:**

- 4 Lessons & Activities
- 4 Lesson Assessments
- 4 Extension Blocks
- 1 Unit Assessment

**Anchor Layer Adds:**

- 1 Anchor Phenomena
- 4 Anchor Connections
- 1 Performance Task

**Earth's Features & Processes**

**NGSS Performance Expectations:**

- 4-ESS1-1
- 4-ESS2-1
- 4-ESS2-2
- 4-ESS3-2
- 3-5-ETS1-2

**Unit Breakdown:**

- 5 Lessons & Activities
- 5 Lesson Assessments
- 5 Extension Blocks
- 1 Unit Assessment

**Anchor Layer Adds:**

- 1 Anchor Phenomena
- 6 Anchor Connections
- 1 Performance Task

**Sound, Waves, & Communication**

**NGSS Performance Expectations:**

- 4-PS4-1
- 4-PS4-3
- 3-5-ETS1-2
- 3-5-ETS1-3

**Unit Breakdown:**

- 4 Lessons & Activities
- 3 Lesson Assessments
- 3 Extension Blocks
- 1 Unit Assessment

**Anchor Layer Adds:**

- 1 Anchor Phenomena
- 3 Anchor Connections
- 1 Performance Task

**Energy, Energy Transfer, & Electricity**

**NGSS Performance Expectations:**

- 4-PS3-1
- 4-PS3-2
- 4-PS3-3
- 4-PS3-4
- 4-ESS1-1
- 3-5-ETS1-1
- 3-5-ETS1-2
- 3-5-ETS1-3

**Unit Breakdown:**

- 8 Lessons & Activities
- 8 Lesson Assessments
- 8 Extension Blocks
- 1 Unit Assessment

**Anchor Layer Adds:**

- 1 Anchor Phenomena
- 6 Anchor Connections
- 1 Performance Task

# Mystery Packs

- Supply kits for Mystery Science hands-on activities
- Neatly organized by unit & lesson - save time on prep!
- Learn more about packs here: <https://mysteryscience.com/packs>



**Ready to  
explore on your  
own?**



**Let's wrap up with a scavenger hunt!**



Log onto Mystery Science  
and visit:

**[www.mysteryscience.com/finishtraining](http://www.mysteryscience.com/finishtraining)**



# See if you can...

- Change your **grade level** on the homepage (hint: top of the page)
- Find a **Mini-lesson**
- Find the **Student Link** for sharing a mini-lesson with students
- Find a **Science Unit**
- Find the **Standards** covered in that unit (hint: scroll down!)
- Turn the **Anchor Layer** on and off for that unit
- Find a **Science Lesson** within the unit
- Change the **narration to Spanish** on the lesson video
- Find the **Supply list** and **Prep Instructions** for that lesson
- Change **the number of students** in the supply list
- Find the **Assessment** for the lesson
- Find the **English and Spanish versions** of a worksheet or printout

**Great work and thanks  
for joining!**



**mystery** science