

Animal Matchup Cards

Parent Animals

mystery science


Why do family members look alike?

cat



mystery science

duck



mystery science

pig




mystery science

dog




mystery science

sheep



mystery science

lion



mystery science