

Mystery Science Alignment with the Indiana Science Standards



Mystery Science is a hands-on curriculum that aligns with the Indiana Academic Science Standards of Learning (2023).

Mystery Science's units of study contain:

- Hands-on, easy-prep activities with EVERY lesson
- Engaging, real-world investigative phenomena
- Thoughtful discussions to build background knowledge
- Lesson & unit assessments to evaluate comprehension
- Curated, cross-curricular extensions

Mystery Science also offers the Anchor Layer, which enriches the unit with an anchor phenomenon, incorporates anchor connections after each lesson, & concludes the unit with a performance task.

Kindergarten	Page 3
--------------	--------

Life Science Page 4

Animal Needs
Plant Needs

Earth & Space Science Page 6

Severe Weather
Weather Patterns

Physical Science Page 8

Sunlight & Warmth
Pushes & Pulls

1st Grade	Page 11
-----------	---------

Life Science Page 12

Animal Traits & Survival
Plant Traits & Survival

Earth & Space Science Page 14

Day Patterns
Night Patterns

Physical Science Page 16

Light, Sound, & Communication

2nd Grade	Page 18
-----------	---------

Life Science Page 19

Animal Biodiversity & Habitats
Plant Growth & Interactions

Earth & Space Science Page 21

Erosion & Earth's Surface

Physical Science Page 23

Material Properties
States of Matter

3rd Grade	Page 25
-----------	---------

Life Science Page 26

Fossils & Changing Environments
Life Cycles
Heredity, Survival, & Selection

Earth & Space Science Page 30

Weather & Climate

Physical Science Page 32

Forces, Motion, & Magnets

4th Grade	Page 34
-----------	---------

Life Science Page 35

Human Body, Vision, & The Brain
Animal & Plant Adaptations

Earth & Space Science Page 37

Earth's Features & Processes

Physical Science Page 38

Sound, Waves, & Communication
Energy & Energy Transfer
Electricity, Light, & Heat

5th Grade	Page 42
-----------	---------

Life Science Page 43

Ecosystems & The Food Web

Earth & Space Science Page 45

Water Cycle & Earth's Systems
Earth & Space Patterns
Stars & Planets

Physical Science Page 48

Chemical Reactions &
Properties of Matter

All Kindergarten Units • Units may be taught in any order



[Page 4 • Web Link](#)

Indiana Academic Science Standards:

- K-LS1-1
- K-ESS2-2
- K-ESS3-1

Unit Breakdown:

- 4 Lessons & Activities
- 4 Lesson Assessments
- 4 Extension Blocks

Anchor Layer Adds:

- 1 Anchor Phenomenon
- 4 Anchor Connections
- 1 Performance Task



[Page 5 • Web Link](#)

Indiana Academic Science Standards:

- K-LS1-1
- K-ESS3-3

Unit Breakdown:

- 3 Lessons & Activities
- 2 Lesson Assessments
- 3 Extension Blocks

Anchor Layer Adds:

- 1 Anchor Phenomenon
- 3 Anchor Connections
- 1 Performance Task



[Page 6 • Web Link](#)

Indiana Academic Science Standards:

- K-ESS2-1
- K-ESS3-2

Unit Breakdown:

- 3 Lessons & Activities
- 3 Lesson Assessments
- 3 Extension Blocks

Anchor Layer Adds:

- 1 Anchor Phenomenon
- 3 Anchor Connections
- 1 Performance Task



[Page 7 • Web Link](#)

Indiana Academic Science Standards:

- K-ESS2-1
- K-ESS2-2

Unit Breakdown:

- 3 Lessons & Activities
- 3 Lesson Assessments
- 3 Extension Blocks

Anchor Layer Adds:

- 1 Anchor Phenomenon
- 3 Anchor Connections
- 1 Performance Task



[Page 8 • Web Link](#)

Indiana Academic Science Standards:

- K-PS3-1
- K-PS3-2
- K-2-ETS1-1
- K-2-ETS1-3

Unit Breakdown:

- 3 Lessons & Activities
- 3 Lesson Assessments
- 3 Extension Blocks

Anchor Layer Adds:

- 1 Anchor Phenomenon
- 3 Anchor Connections
- 1 Performance Task



[Page 9 • Web Link](#)

Indiana Academic Science Standards:

- K-PS2-1
- K-PS2-2
- K-2-ETS1-1
- K-2-ETS1-2
- K-2-ETS1-3





Unit Breakdown:

- 6 Lessons & Activities
- 6 Lesson Assessments
- 6 Extension Blocks





Anchor Layer Adds:

- 1 Anchor Phenomenon
- 6 Anchor Connections
- 1 Performance Task




Animal Needs (Animal Secrets)

	Topic & Guiding Question	Indiana Academic Science Standards (2023)	Science & Eng. Practices (SEPs)	Disciplinary Core Ideas (DCIs)	Crosscutting Concepts (CCCs)
Lesson 1 	Animal Needs: Food Why do woodpeckers peck wood?	ESSENTIAL K-LS1-1. Use observations to describe patterns of what plants and animals (including humans) need to survive.	Obtaining, Evaluating, and Communicating Information Engaging in Argument from Evidence	LS1.C. Organization for Matter and Energy Flow in Organisms	Patterns
Lesson 2 	Animal Needs: Shelter Where do animals live?	K-ESS3-1. Use a model to represent the relationship between the needs of different plants and animals (including humans) and the places they live.	Obtaining, Evaluating, and Communicating Information	ESS3.A. Natural Resources	Patterns Systems and System Models
Lesson 3 	Animal Needs: Safety How can you find animals in the woods?	ESSENTIAL K-LS1-1. Use observations to describe patterns of what plants and animals (including humans) need to survive.	Obtaining, Evaluating, and Communicating Information Engage in Argument from Evidence	LS1.C. Organization for Matter and Energy Flow in Organisms	Patterns
Lesson 4 	Animals & Changing the Environment How do animals make their homes in the forest?	K-ESS2-2. Construct an argument supported by evidence for how plants and animals (including humans) can change the environment to meet their needs.	Obtaining, Evaluating, and Communicating Information	ESS2.E. Biogeology	Systems and System Models




Plant Needs (Plant Secrets)

	Topic & Guiding Question	Indiana Academic Science Standards (2023)	Science & Eng. Practices (SEPs)	Disciplinary Core Ideas (DCIs)	Crosscutting Concepts (CCCs)
Lesson 1 	Living & Nonliving Are plants alive?	ESSENTIAL K-LS1-1. Use observations to describe patterns of what plants and animals (including humans) need to survive.	Analyzing and Interpreting Data	LS1.C: Organization for Matter and Energy Flow in Organisms	Patterns
Lesson 2 	Plant Needs: Water & Light How do plants and trees grow?	ESSENTIAL K-LS1-1. Use observations to describe patterns of what plants and animals (including humans) need to survive.	Planning and Carrying Out Investigations Analyzing and Interpreting Data	LS1.C: Organization for Matter and Energy Flow in Organisms	Patterns Cause and Effect
Lesson 3 	 Human Impacts on the Environment Why would you want an old log in your backyard?	K-ESS3-3. Communicate solutions that will reduce the impact of humans on the land, water, air, and/or other living things in the local environment.	Obtaining, Evaluating, and Communicating Information	ESS3.C: Human Impacts on Earth Systems	Cause and Effect




Severe Weather (Wild Weather)

	Topic & Guiding Question	Indiana Academic Science Standards (2023)	Science & Eng. Practices (SEPs)	Disciplinary Core Ideas (DCIs)	Crosscutting Concepts (CCCs)
Lesson 1 	Severe Weather & Preparation How can you get ready for a big storm?	ESSENTIAL K-ESS3-2. Ask questions to obtain information about the purpose of weather forecasting to prepare for, and respond to, severe weather.	Obtaining, Evaluating, and Communicating Information	ESS3.B: Natural Hazards ESS2.D: Weather and Climate	Cause and Effect
Lesson 2 	Wind & Storms Have you ever watched a storm?	ESSENTIAL K-ESS2-1. Use and share observations of local weather conditions to describe patterns over time.	Asking Questions and Defining Problems Obtaining, Evaluating, and Communicating Information	ESS3.B: Natural Hazards ESS2.D: Weather and Climate	Cause and Effect
Lesson 3 	Weather Conditions How many different kinds of weather are there?	ESSENTIAL K-ESS2-1. Use and share observations of local weather conditions to describe patterns over time.	Analyzing and Interpreting Data	ESS2.D: Weather and Climate	Patterns







Weather Patterns (Circle of Seasons)

	Topic & Guiding Question	Indiana Academic Science Standards (2023)	Science & Eng. Practices (SEPs)	Disciplinary Core Ideas (DCIs)	Crosscutting Concepts (CCCs)
Lesson 1 	Daily Weather Patterns How do you know what to wear for the weather?	ESSENTIAL K-ESS2-1. Use and share observations of local weather conditions to describe patterns over time.	Analyzing and Interpreting Data Obtaining, Evaluating, and Communicating Information Asking Questions and Defining Problems	ESS2.D: Weather and Climate	Patterns
Lesson 2 	Seasonal Weather Patterns What will the weather be like on your birthday?	ESSENTIAL K-ESS2-1. Use and share observations of local weather conditions to describe patterns over time.	Obtaining, Evaluating, and Communicating Information Engaging in Argument from Evidence	ESS2.D: Weather and Climate	Patterns Systems and System Models
Lesson 3 	Animals Changing their Environment Why do birds lay eggs in the spring?	K-ESS2-2. Construct an argument supported by evidence for how plants and animals (including humans) can change the environment to meet their needs.	Developing and Using Models	ESS2.D: Weather and Climate ESS2.E: Biogeology	Structure and Function

Sunlight & Warmth (Sunny Skies)



	Topic & Guiding Question	Indiana Academic Science Standards (2023)	Science & Eng. Practices (SEPs)	Disciplinary Core Ideas (DCIs)	Crosscutting Concepts (CCCs)
Lesson 1 	Sunlight, Heat, & Earth's Surface How could you walk barefoot across hot pavement without burning your feet?	ESSENTIAL K-PS3-1. Make observations to determine the effect of sunlight on Earth's surface. K-PS3-2. Use tools and materials to design and build a structure that will reduce the warming effect of sunlight on an area. K-2-ETS1-1 Ask questions, make observations, and gather information about a situation people want to change to define a simple problem that can be solved through the development of a new or improved object or tool.	Asking Questions and Defining Problems Constructing Explanations and Designing Solutions	PS3.B: Conservation of Energy and Energy Transfer ETS1.A: Defining and Delimiting an Engineering Problem	Cause and Effect Structure and Function
Lesson 2 	Sunlight, Warming, & Engineering How could you warm up a frozen playground?	K-PS3-2. Use tools and materials to design and build a structure that will reduce the warming effect of sunlight on an area.* K-2-ETS1-1 Ask questions, make observations, and gather information about a situation people want to change to define a simple problem that can be solved through the development of a new or improved object or tool. K-2-ETS1-3 Analyze data from tests of two objects designed to solve the same problem to compare the strengths and weaknesses of how each performs.	Asking Questions and Defining Problems Planning and Carrying Out Investigations Constructing Explanations and Designing Solutions	PS3.B: Conservation of Energy and Energy Transfer ETS1.A: Defining and Delimiting an Engineering Problem ETS1.C: Optimizing the Design Solution	Cause and Effect
Lesson 3 	Sunlight & Warmth Why does it get cold in winter?	ESSENTIAL K-PS3-1. Make observations to determine the effect of sunlight on Earth's surface.	Planning and Carrying Out Investigations	PS3.B: Conservation of Energy and Energy Transfer	Cause and Effect

Pushes & Pulls (Force Olympics) • Page 1 of 2

	Topic & Guiding Question	Indiana Academic Science Standards (2023)	Science & Eng. Practices (SEPs)	Disciplinary Core Ideas (DCIs)	Crosscutting Concepts (CCCs)
Lesson 1 	Pushes & Pulls What's the biggest excavator?	Foundational for K-PS2-1. Plan and conduct an investigation to compare the effects of different strengths or different directions of pushes and pulls on the motion of an object.	Constructing Explanations and Designing Solutions	PS2.A: Forces and Motion PS2.B: Types of Interactions PS3.C: Relationship Between Energy and Forces	Cause and Effect
Lesson 2 	 Pushes, Pulls, & "Work Words" Why do builders need so many big machines?	Foundational for K-PS2-1. Plan and conduct an investigation to compare the effects of different strengths or different directions of pushes and pulls on the motion of an object.	Obtaining, Evaluating, and Communicating Information	PS2.A: Forces and Motion PS2.B: Types of Interactions PS3.C: Relationship Between Energy and Forces	Cause and Effect
Lesson 3 	Motion, Speed, & Strength How can you knock down a wall made of concrete?	K-PS2-1. Plan and conduct an investigation to compare the effects of different strengths or different directions of pushes and pulls on the motion of an object.	Planning and Carrying Out Investigations Developing and Using Models	PS2.A: Forces and Motion PS2.B: Types of Interactions PS3.C: Relationship Between Energy and Forces	Cause and Effect
Lesson 4 	 Speed & Direction of Force How can you knock down the most bowling pins?	K-PS2-1. Plan and conduct an investigation to compare the effects of different strengths or different directions of pushes and pulls on the motion of an object.	Planning and Carrying Out Investigations	PS2.A: Forces and Motion	Cause and Effect

Continued on next page

Pushes & Pulls (Force Olympics) • Page 2 of 2

	Topic & Guiding Question	Indiana Academic Science Standards (2023)	Science & Eng. Practices (SEPs)	Disciplinary Core Ideas (DCIs)	Crosscutting Concepts (CCCs)
Lesson 5 	Direction of Motion & Engineering How can we protect a mountain town from falling rocks?	<p>K-PS2-2. Analyze data to determine if a design solution works as intended to change the speed or direction of an object with a push or a pull.</p> <p>K-2-ETS1-1 Ask questions, make observations, and gather information about a situation people want to change to define a simple problem that can be solved through the development of a new or improved object or tool.</p> <p>K-2-ETS1-2 Develop a simple sketch, drawing, or physical model to illustrate how the shape of an object helps it function as needed to solve a given problem.</p> <p>K-2-ETS1-3 Analyze data from tests of two objects designed to solve the same problem to compare the strengths and weaknesses of how each performs.</p>	Developing and Using Models Planning and Carrying Out Investigations Constructing Explanations and Designing Solutions	<p>PS2.A: Forces and Motion</p> <p>ETS1.A: Defining Engineering Problems</p> <p>ETS1.B: Developing Possible Solutions</p> <p>ETS1.C: Optimizing the Design Solution</p>	Cause and Effect
Lesson 6 	Forces & Engineering How could you invent a trap?	<p>K-PS2-2. Analyze data to determine if a design solution works as intended to change the speed or direction of an object with a push or a pull.</p>	Constructing Explanations and Designing Solutions	ETS1.B: Developing Possible Solutions	Structure and Function

All 1st Grade Units • Units may be taught in any order



[Page 12](#) • [Web Link](#)

Indiana Academic Science Standards:

- 1-LS1-1
- 1-LS1-2
- 1-LS3-1

Unit Breakdown:

- 5 Lessons & Activities
- 5 Lesson Assessments
- 5 Extension Blocks

Anchor Layer Adds:

- 1 Anchor Phenomenon
- 5 Anchor Connections
- 1 Performance Task



[Page 13](#) • [Web Link](#)

Indiana Academic Science Standards:

- 1-LS1-1
- 1-LS3-1
- K-2-ETSI-1
- K-2-ETSI-2
- K-2-ETSI-3

Unit Breakdown:

- 3 Lessons & Activities
- 3 Lesson Assessments
- 3 Extension Blocks

Anchor Layer Adds:

- 1 Anchor Phenomenon
- 3 Anchor Connections
- 1 Performance Task



[Page 14](#) • [Web Link](#)

Indiana Academic Science Standards:

- 1-ESS1-1
- 1-ESS1-2

Unit Breakdown:

- 4 Lessons & Activities
- 4 Lesson Assessments
- 4 Extension Blocks

Anchor Layer Adds:

- 1 Anchor Phenomenon
- 4 Anchor Connections
- 1 Performance Task



[Page 15](#) • [Web Link](#)

Indiana Academic Science Standards:

- 1-ESS1-1

Unit Breakdown:

- 3 Lessons & Activities
- 3 Lesson Assessments
- 3 Extension Blocks

Anchor Layer Adds:

- 1 Anchor Phenomenon
- 3 Anchor Connections
- 1 Performance Task



[Page 16](#) • [Web Link](#)

Indiana Academic Science Standards:

- 1-PS4-1
- 1-PS4-2
- 1-PS4-3
- 1-PS4-4
- K-2-ETSI-2







Unit Breakdown:

- 6 Lessons & Activities
- 6 Lesson Assessments
- 6 Extension Blocks




Anchor Layer Adds:

- 1 Anchor Phenomenon
- 6 Anchor Connections
- 1 Performance Task





✓ Animal Traits & Survival (Animal Superpowers)

	Topic & Guiding Question	Indiana Academic Science Standards (2023)	Science & Eng. Practices (SEPs)	Disciplinary Core Ideas (DCIs)	Crosscutting Concepts (CCCs)
Lesson 1 	Parent & Offspring Traits How can you help a lost baby animal find its parents?	1-LS3-1. Make observations to construct an evidence-based account that young plants and animals are like, but not exactly like, their parents.	Constructing Explanations and Designing Solutions	LS3.A: Inheritance of Traits LS3.B: Variation of Traits	Patterns
Lesson 2 	✨ New! ✨ Offspring Trait Variation Can you predict what an animal's babies will look like?	1-LS3-1. Make observations to construct an evidence-based account that young plants and animals are like, but not exactly like, their parents.	Constructing Explanations and Designing Solutions	LS3.A: Inheritance of Traits LS3.B: Variation of Traits	Patterns
Lesson 3 	 Animal Behavior & Offspring Survival Why do baby ducks follow their mother?	1-LS1-2. Read texts and use media to determine patterns in behavior of parents and offspring that help offspring survive.	Obtaining, Evaluating, and Communicating Information	LS1.B: Growth and Development of Organisms	Patterns
Lesson 4 	Animal Structures & Survival Why do birds have beaks?	ESSENTIAL 1-LS1-1. Use materials to design a solution to a human problem by mimicking how plants and/or animals use their external parts to help them survive, grow, and meet their needs.	Developing and Using Models Planning and Carrying Out Investigations Analyzing and Interpreting Data	LS1.A: Structure and Function	Patterns Structure and function
Lesson 5 	Camouflage & Animal Survival Why are polar bears white?	ESSENTIAL 1-LS1-1. Use materials to design a solution to a human problem by mimicking how plants and/or animals use their external parts to help them survive, grow, and meet their needs.	Developing and Using Models Planning and Carrying Out Investigations Engaging in Argument from Evidence	LS1.B: Growth and Development of Organisms	Patterns Structure and function





Plant Traits & Survival (Plant Superpowers)

	Topic & Guiding Question	Indiana Academic Science Standards (2023)	Science & Eng. Practices (SEPs)	Disciplinary Core Ideas (DCIs)	Crosscutting Concepts (CCCs)
Lesson 1 	Plant Traits & Offspring What will a baby plant look like when it grows up?	1-LS3-1. Make observations to construct an evidence-based account that young plants and animals are like, but not exactly like, their parents.	Constructing Explanations and Designing Solutions	LS3.A: Inheritance of Traits LS3.B: Variation of Traits	Patterns
Lesson 2 	Plant Survival & Engineering Why don't trees blow down in the wind?	ESSENTIAL 1-LS1-1. Use materials to design a solution to a human problem by mimicking how plants and/or animals use their external parts to help them survive, grow, and meet their needs. K-2-ETS1-2 Develop a simple sketch, drawing, or physical model to illustrate how the shape of an object helps it function as needed to solve a given problem. K-2-ETS1-3 Analyze data from tests of two objects designed to solve the same problem to compare the strengths and weaknesses of how each performs.	Developing and Using Models Planning and Carrying Out Investigations Constructing Explanations and Designing Solutions	LS1.A: Structure and Function ETS1.A: Defining and Delimiting Engineering Problems ETS1.B: Developing Possible Solutions ETS1.C: Optimizing the Design Solution	Structure and function
Lesson 3 	Plant Movement & Survival What do sunflowers do when you're not looking?	ESSENTIAL 1-LS1-1. Use materials to design a solution to a human problem by mimicking how plants and/or animals use their external parts to help them survive, grow, and meet their needs.	Constructing Explanations and Designing Solutions	LS1.A: Structure and Function LS1.D: Information Processing	Structure and function







Day Patterns (Sun & Shadows)

	Topic & Guiding Question	Indiana Academic Science Standards (2023)	Science & Eng. Practices (SEPs)	Disciplinary Core Ideas (DCIs)	Crosscutting Concepts (CCCs)
Lesson 1 	Sun, Shadows, & Daily Patterns Could a statue's shadow move?	1-ESS1-1. Use observations of the sun, moon, and stars to describe patterns that can be predicted.	Planning and Carrying Out Investigations Analyzing and Interpreting Data	ESS1.A: The Universe and its Stars	Patterns
Lesson 2 	Sun, Shadows, & Daily Patterns What does your shadow do when you're not looking?	1-ESS1-1. Use observations of the sun, moon, and stars to describe patterns that can be predicted.	Analyzing and Interpreting Data	ESS1.A: The Universe and its Stars	Patterns
Lesson 3 	Sun & Daily Patterns How can the Sun help you if you're lost?	1-ESS1-1. Use observations of the sun, moon, and stars to describe patterns that can be predicted.	Developing and Using Models Engaging in Argument from Evidence	ESS1.A: The Universe and its Stars	Patterns
Lesson 4 	Daylight & Seasonal Patterns Why do you have to go to bed early in the summer?	ESSENTIAL 1-ESS1-2. Make observations at different times of year to relate the amount of daylight to the time of year.	Obtaining, Evaluating, and Communicating Information	ESS1.B: Earth and the Solar System	Patterns

Night Patterns (Moon & Stars)




	Topic & Guiding Question	Indiana Academic Science Standards (2023)	Science & Eng. Practices (SEPs)	Disciplinary Core Ideas (DCIs)	Crosscutting Concepts (CCCs)
Lesson 1 	Moon Phases & Patterns When can you see the full moon?	1-ESS1-1. Use observations of the sun, moon, and stars to describe patterns that can be predicted.	Analyzing and Interpreting Data	ESS1.A: The Universe and its Stars	Patterns
Lesson 2 	Stars & Daily Patterns Why do stars come out at night?	1-ESS1-1. Use observations of the sun, moon, and stars to describe patterns that can be predicted.	Developing and Using Models Planning and Carrying Out Investigations Constructing Explanations and Designing Solutions	ESS1.A: The Universe and its Stars	Patterns Cause and Effect
Lesson 3 	 Stars & Seasonal Patterns How can stars help you if you get lost?	1-ESS1-1. Use observations of the sun, moon, and stars to describe patterns that can be predicted.	Obtaining, Evaluating, and Communicating Information	ESS1.A: The Universe and its Stars	Patterns

Light, Sound, & Communication (Lights & Sounds) • Page 1 of 2

	Topic & Guiding Question	Indiana Academic Science Standards (2023)	Science & Eng. Practices (SEPs)	Disciplinary Core Ideas (DCIs)	Crosscutting Concepts (CCCs)
Lesson 1 	Sounds & Vibrations How do they make silly sounds in cartoons?	ESSENTIAL 1-PS4-1. Plan and conduct investigations to provide evidence that vibrating materials can make sound and that sound can make materials vibrate.	Constructing Explanations and Designing Solutions	PS4.A: Wave Properties	Cause and Effect
Lesson 2 	 Sounds & Vibrations Where do sounds come from?	ESSENTIAL 1-PS4-1. Plan and conduct investigations to provide evidence that vibrating materials can make sound and that sound can make materials vibrate.	Constructing Explanations and Designing Solutions	PS4.A: Wave Properties	Cause and Effect
Lesson 3 	Light, Materials, Transparent & Opaque What if there were no windows?	1-PS4-3. Plan and conduct investigations to determine the effect of placing objects made with different materials in the path of a beam of light.	Planning and Carrying Out Investigations Engaging in Argument from Evidence	PS4.B: Electromagnetic Radiation	Cause and Effect
Lesson 4 	 Light & Illumination Can you see in the dark?	1-PS4-2. Make observations to construct an evidence-based account that objects in darkness can be seen only when illuminated.	Planning and Carrying Out Investigations Constructing Explanations and Designing Solutions	PS4.B: Electromagnetic Radiation	Cause and Effect

Continued on next page

Light, Sound, & Communication (Lights & Sounds) • Page 2 of 2

	Topic & Guiding Question	Indiana Academic Science Standards (2023)	Science & Eng. Practices (SEPs)	Disciplinary Core Ideas (DCIs)	Crosscutting Concepts (CCCs)
Lesson 5 	Light, Communication, & Engineering How could you send a secret message to someone far away?	1-PS4-4. Use tools and materials to design and build a device that uses light or sound to solve the problem of communicating over a distance. K-2-ETS1-2 Develop a simple sketch, drawing, or physical model to illustrate how the shape of an object helps it function as needed to solve a given problem.	Constructing Explanations and Designing Solutions	PS4.C: Information Technologies and Instrumentation ETS1.B: Developing Possible Solutions	Patterns
Lesson 6 	 Lights, Sounds, & Communication How do boats find their way in the fog?	1-PS4-4. Use tools and materials to design and build a device that uses light or sound to solve the problem of communicating over a distance.	Obtaining, Evaluating, and Communicating Information	PS4.C: Information Technologies and Instrumentation	Patterns

All 2nd Grade Units • Units may be taught in any order



Animal Biodiversity & Habitats

[Page 19](#) • [Web Link](#)

Indiana Academic Science Standards:

- 2-LS4-1
- K-2-ETS1-1
- K-2-ETS1-2

Unit Breakdown:

- 4 Lessons & Activities
- 4 Lesson Assessments
- 4 Extension Blocks
- 1 Unit Assessment

Anchor Layer Adds:

- 1 Anchor Phenomenon
- 4 Anchor Connections
- 1 Performance Task



Plant Growth & Interactions

[Page 20](#) • [Web Link](#)

Indiana Academic Science Standards:

- 2-LS2-1
- 2-LS2-2
- K-2-ETS1-2

Unit Breakdown:

- 4 Lessons & Activities
- 4 Lesson Assessments
- 4 Extension Blocks
- 1 Unit Assessment

Anchor Layer Adds:

- 1 Anchor Phenomenon
- 4 Anchor Connections
- 1 Performance Task



Erosion & Earth's Surface



[Page 21](#) • [Web Link](#)

Indiana Academic Science Standards:

- 2-ESS1-1
- 2-ESS2-1
- 2-ESS2-2
- 2-ESS2-3
- 2-ESS3-1
- K-2-ETS1-1
- K-2-ETS1-3

Unit Breakdown:

- 6 Lessons & Activities
- 6 Lesson Assessments
- 6 Extension Blocks
- 1 Unit Assessment

Anchor Layer Adds:

- 1 Anchor Phenomenon
- 6 Anchor Connections
- 1 Performance Task



Material Properties



[Page 23](#) • [Web Link](#)

Indiana Academic Science Standards:

- 2-PS1-1
- 2-PS1-2
- 2-PS1-3
- 2-PS1-4
- K-2-ETS1-1

Unit Breakdown:

- 4 Lessons & Activities
- 4 Lesson Assessments
- 4 Extension Blocks
- 1 Unit Assessment

Anchor Layer Adds:

- 1 Anchor Phenomenon
- 4 Anchor Connections
- 1 Performance Task



States of Matter



[Page 24](#) • [Web Link](#)

Indiana Academic Science Standards:

- 2-PS1-1
- 2-PS1-2
- 2-PS1-3
- 2-PS1-4
- K-2-ETS1-1





Unit Breakdown:

- 3 Lessons & Activities
- 3 Lesson Assessments
- 3 Extension Blocks
- 1 Unit Assessment





Anchor Layer Adds:

- 1 Anchor Phenomenon
- 3 Anchor Connections
- 1 Performance Task






Animal Biodiversity & Habitats (Animal Adventures)

	Topic & Guiding Question	Indiana Academic Science Standards (2023)	Science & Eng. Practices (SEPs)	Disciplinary Core Ideas (DCIs)	Crosscutting Concepts (CCCs)
Lesson 1 	Biodiversity & Classification How many different kinds of animals are there?	ESSENTIAL Foundational for 2-LS4-1. Make observations of plants and animals to compare the diversity of life in different habitats.	Obtaining, Evaluating, and Communicating Information	LS4.D: Biodiversity and Humans	Patterns
Lesson 2 	Habitat Diversity Why would a wild animal visit a playground?	ESSENTIAL 2-LS4-1. Make observations of plants and animals to compare the diversity of life in different habitats.	Analyzing and Interpreting Data Planning and Carrying Out Investigations	LS4.D: Biodiversity and Humans	Patterns
Lesson 3 	Biodiversity, Habitats, & Species Why do frogs say "ribbit"?	ESSENTIAL 2-LS4-1. Make observations of plants and animals to compare the diversity of life in different habitats.	Analyzing and Interpreting Data Engaging in Argument from Evidence	LS4.D: Biodiversity and Humans	Patterns
Lesson 4 	Biodiversity & Engineering How could you get more birds to visit a bird feeder?	K-2-ETS1-1 Ask questions, make observations, and gather information about a situation people want to change to define a simple problem that can be solved through the development of a new or improved object or tool. K-2-ETS1-2 Develop a simple sketch, drawing, or physical model to illustrate how the shape of an object helps it function as needed to solve a given problem.	Asking Questions and Defining Problems Constructing Explanations and Designing Solutions Developing and Using Models	LS4.D: Biodiversity and Humans	Cause and Effect

Plant Growth & Interactions (Plant Adventures)

	Topic & Guiding Question	Indiana Academic Science Standards (2023)	Science & Eng. Practices (SEPs)	Disciplinary Core Ideas (DCIs)	Crosscutting Concepts (CCCs)
Lesson 1 	Seed Dispersal How did a tree travel halfway around the world?	Foundational for 2-LS2-2. Develop a simple model that mimics the function of an animal in dispersing seeds or pollinating plants. K-2-ETS1-2. Develop a simple sketch, drawing, or physical model to illustrate how the shape of an object helps it function as needed to solve a given problem.	Developing and Using Models Planning and Carrying Out Investigations	LS2.A: Interdependent Relationships in Ecosystems	Structure and Function
Lesson 2 	Animal Seed Dispersal Why do seeds have so many different shapes?	2-LS2-2. Develop a simple model that mimics the function of an animal in dispersing seeds or pollinating plants.	Developing and Using Models	LS2.A: Interdependent Relationships in Ecosystems	Structure and Function
Lesson 3 	Water, Sunlight, & Plant Growth Could a plant survive without light?	ESSENTIAL 2-LS2-1. Plan and conduct an investigation to determine if plants need sunlight and water to grow.	Planning and Carrying Out Investigations Analyzing and Interpreting Data	LS2.A: Interdependent Relationships in Ecosystems	Cause and Effect
Lesson 4 	Plant Needs & Habitats How much water should you give a plant?	ESSENTIAL 2-LS2-1. Plan and conduct an investigation to determine if plants need sunlight and water to grow.	Planning and Carrying Out Investigations	LS2.A: Interdependent Relationships in Ecosystems	Cause and Effect


Erosion & Earth's Surface (Work of Water) • Page 1 of 2

	Topic & Guiding Question	Indiana Academic Science Standards (2023)	Science & Eng. Practices (SEPs)	Disciplinary Core Ideas (DCIs)	Crosscutting Concepts (CCCs)
Lesson 1 	<p>🌟 New! 🌟</p> <p>Mapping Landforms & Bodies of Water</p> <p>Where's the best place to hide a treasure?</p>	<p>2-ESS2-2. Develop a model to represent the shapes and kinds of land and bodies of water in an area.</p>	<p>Developing and Using Models</p>	<p>ESS2.B: Plate Tectonics and Large-Scale System Interactions</p>	<p>Patterns</p>
Lesson 2 	<p>Mapping: Mountains & Rivers</p> <p>If you floated down a river, where would you end up?</p>	<p>2-ESS2-2. Develop a model to represent the shapes and kinds of land and bodies of water in an area.</p> <p>ESSENTIAL</p> <p>2-ESS2-3. Obtain information to identify where water is found on Earth and that it can be solid or liquid.</p>	<p>Developing and Using Models</p> <p>Planning and Carrying Out Investigations</p>	<p>ESS2.B: Plate Tectonics and Large-Scale System Interactions</p> <p>ESS2.C: The Roles of Water in Erosion & Earth's Surface</p>	<p>Patterns</p>
Lesson 3 	<p>Rocks, Sand, & Erosion</p> <p>Why is there sand at the beach?</p>	<p>2-ESS2-2. Develop a model to represent the shapes and kinds of land and bodies of water in an area.</p>	<p>Planning and Carrying Out Investigations</p> <p>Developing and Using Models</p>	<p>ESS2.B: Plate Tectonics and Large-Scale System Interactions</p>	<p>Cause and Effect</p> <p>Stability and Change</p>
Lesson 4 	<p>Mapping & Severe Weather</p> <p>Where do flash floods happen?</p>	<p>2-ESS1-1. Use information from several sources to provide evidence that Earth events can occur quickly or slowly.</p> <p>2-ESS2-2. Develop a model to represent the shapes and kinds of land and bodies of water in an area.</p>	<p>Developing and Using Models</p>	<p>ESS2.B: Plate Tectonics and Large-Scale System Interactions</p>	<p>Patterns</p>
Lesson 5 	<p>Erosion, Earth's Surface, & Landforms</p> <p>What's strong enough to make a canyon?</p>	<p>2-ESS1-1. Use information from several sources to provide evidence that Earth events can occur quickly or slowly.</p>	<p>Planning and Carrying Out Investigations</p> <p>Constructing Explanations and Designing Solutions</p>	<p>ESS1.C: The History of Planet Earth</p> <p>ESS2.A: Earth Materials and Systems</p>	<p>Cause and Effect</p> <p>Stability and Change</p>





Continued on next page

🌟 New Lesson




Erosion & Earth's Surface (Work of Water) • Page 2 of 2

	Topic & Guiding Question	Indiana Academic Science Standards (2023)	Science & Eng. Practices (SEPs)	Disciplinary Core Ideas (DCIs)	Crosscutting Concepts (CCCs)
Lesson 6 	Erosion & Engineering How can you stop a landslide?	<p>2-ESS2-1. Compare multiple solutions designed to slow or prevent wind or water from changing the shape of the land.</p> <p>2-ESS3-1. Design solutions to address human impacts on natural resources in the local environment.</p> <p>K-2-ETS1-1 Ask questions, make observations, and gather information about a situation people want to change to define a simple problem that can be solved through the development of a new or improved object or tool.</p> <p>K-2-ETS1-3 Analyze data from tests of two objects designed to solve the same problem to compare the strengths and weaknesses of how each performs.</p>	<p>Asking Questions and Defining Problems</p> <p>Constructing Explanations and Designing Solutions</p>	<p>ESS1.C: The History of Planet Earth</p> <p>ESS2.A: Earth Materials and Systems</p> <p>ETS1.A: Defining and Delimiting Engineering Problems</p> <p>ETS1.B: Developing Possible Solutions</p> <p>ETS1.C: Optimizing the Design Solution</p>	<p>Stability and Change</p> <p>Structure and Function</p>

✓ Material Properties (Material Magic)

	Topic & Guiding Question	Indiana Academic Science Standards (2023)	Science & Eng. Practices (SEPs)	Disciplinary Core Ideas (DCIs)	Crosscutting Concepts (CCCs)
Lesson 1 	Material Properties & Engineering Why do we wear clothes?	ESSENTIAL 2-PS1-1. Plan and conduct an investigation to describe and classify different kinds of materials by their observable properties. ESSENTIAL 2-PS1-2. Analyze data obtained from testing different materials to determine which materials have the properties that are best suited for an intended purpose.	Asking Questions and Defining Problems Planning and Carrying Out Investigations Constructing Explanations and Designing Solutions	PS1.A: Structure and Properties of Matter ETS1.A: Defining and Delimiting Engineering Problems ETS1.B: Developing Possible Solutions	Patterns Cause and Effect
Lesson 2 	Classify Materials: Insulators & Conductors Can you really fry an egg on a hot sidewalk?	ESSENTIAL 2-PS1-2. Analyze data obtained from testing different materials to determine which materials have the properties that are best suited for an intended purpose.	Planning and Carrying Out Investigations Analyzing and Interpreting Data	PS1.A: Structure and Properties of Matter	Patterns Cause and Effect
Lesson 3 	Material Building Blocks & Engineering Could you build a house out of paper?	2-PS1-3. Make observations to construct an evidence-based account of how an object made of a small set of pieces can be disassembled and made into a new object.	Constructing Explanations and Designing Solutions Developing and Using Models	PS1.A: Structure and Properties of Matter ETS1.B: Developing Possible Solutions ETS1.C: Optimizing the Design Solution	Energy and Matter Cause and Effect
Lesson 4 	Soil Properties How do you build a city out of mud?	ESSENTIAL 2-PS1-1. Plan and conduct an investigation to describe and classify different kinds of materials by their observable properties. ESSENTIAL 2-PS1-2. Analyze data obtained from testing different materials to determine which materials have the properties that are best suited for an intended purpose.	Planning and Carrying Out Investigations Analyzing and Interpreting Data	PS1.A: Structure and Properties of Matter	Patterns

★ States of Matter (States of Matter)

	Topic & Guiding Question	Indiana Academic Science Standards (2023)	Science & Eng. Practices (SEPs)	Disciplinary Core Ideas (DCIs)	Crosscutting Concepts (CCCs)
Lesson 1 	<p>★ New! ★</p> <p>Liquid Water & Solid Ice</p> <p>Where do animals find the water they need?</p>	<p>ESSENTIAL</p> <p>2-ESS2-3. Obtain information to identify where water is found on Earth and that it can be solid or liquid.</p>	Obtaining, Evaluating, and Communicating Information	ESS2.C: The Roles of Water in Earth's Surface Processes	Patterns
Lesson 2 	<p>★ New! ★</p> <p>Reversible & Irreversible Changes</p> <p>How is an ice cube like a crayon?</p>	<p>2-PS1-4. Construct an argument with evidence that some changes caused by heating or cooling can be reversed and some can not.</p>	<p>Engaging in Argument from Evidence</p> <p>Planning and Carrying Out Investigations</p>	PS1.B: Chemical Reactions	Cause and Effect
Lesson 3 	<p>Heating, Cooling, & States of Matter</p> <p>Why are so many toys made out of plastic?</p>	<p>2-PS1-4. Construct an argument with evidence that some changes caused by heating or cooling can be reversed and some can not.</p> <p>ESSENTIAL</p> <p>2-PS1-2. Analyze data obtained from testing different materials to determine which materials have the properties that are best suited for an intended purpose.</p>	<p>Planning and Carrying Out Investigations</p> <p>Analyzing and Interpreting Data</p>	<p>PS1.A: Structure and Properties of Matter</p> <p>PS1.B: Chemical Reactions</p>	<p>Cause and Effect</p> <p>Energy and Matter</p>

★ New Unit or Lesson

All 3rd Grade Units • Units may be taught in any order



[Page 26](#) • [Web Link](#)

Indiana Academic Science Standards:


- 3-LS4-1

Unit Breakdown:

- 3 Lessons & Activities
- 3 Lesson Assessments
- 3 Extension Blocks
- 1 Unit Assessment

Anchor Layer Adds:

- 1 Anchor Phenomenon
- 3 Anchor Connections
- 1 Performance Task



[Page 27](#) • [Web Link](#)

Indiana Academic Science Standards:

- 3-LS1-1
- 3-LS4-4
- 3-5-ETS1-2

Unit Breakdown:

- 5 Lessons & Activities
- 5 Lesson Assessments
- 5 Extension Blocks
- 1 Unit Assessment

Anchor Layer Adds:

- 1 Anchor Phenomenon
- 5 Anchor Connections
- 1 Performance Task



[Page 28](#) • [Web Link](#)

Indiana Academic Science Standards:

- 3-LS2-1
- 3-LS3-1
- 3-LS3-2
- 3-LS4-2
- 3-LS4-3

Unit Breakdown:

- 5 Lessons & Activities
- 5 Lesson Assessments
- 5 Extension Blocks
- 1 Unit Assessment

Anchor Layer Adds:

- 1 Anchor Phenomenon
- 5 Anchor Connections
- 1 Performance Task



[Page 30](#) • [Web Link](#)

Indiana Academic Science Standards:

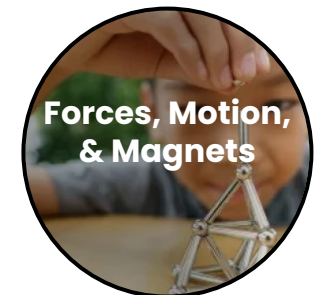
- 3-ESS2-1
- 3-ESS2-2
- 3-ESS3-1
- 3-5-ETS1-1
- 3-5-ETS1-2
- 3-5-ETS1-3

Unit Breakdown:

- 5 Lessons & Activities
- 5 Lesson Assessments
- 5 Extension Blocks
- 1 Unit Assessment

Anchor Layer Adds:

- 1 Anchor Phenomenon
- 5 Anchor Connections
- 1 Performance Task



[Page 32](#) • [Web Link](#)

Indiana Academic Science Standards:

- 3-PS2-1
- 3-PS2-2
- 3-PS2-3
- 3-PS2-4
- 3-5-ETS1-1
- 3-5-ETS1-2
- 3-5-ETS1-3



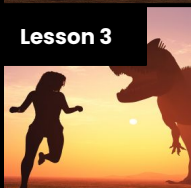
Unit Breakdown:

- 5 Lessons & Activities
- 5 Lesson Assessments
- 5 Extension Blocks
- 1 Unit Assessment






Anchor Layer Adds:

- 1 Anchor Phenomenon
- 5 Anchor Connections
- 1 Performance Task




Fossils & Changing Environments (Animals Through Time)

	Topic & Guiding Question	Indiana Academic Science Standards (2023)	Science & Eng. Practices (SEPs)	Disciplinary Core Ideas (DCIs)	Crosscutting Concepts (CCCs)
Lesson 1 	Habitats, Fossils, & Environments Over Time Where can you find whales in a desert?	3-LS4-1. Analyze and interpret data from fossils to provide evidence of the organisms and the environments in which they lived long ago.	Analyzing and Interpreting Data	LS4.A: Evidence of Common Ancestry and Diversity	Scale, Proportion, and Quantity
Lesson 2 	Fossil Evidence & Dinosaurs How do we know what dinosaurs looked like?	3-LS4-1. Analyze and interpret data from fossils to provide evidence of the organisms and the environments in which they lived long ago.	Analyzing and Interpreting Data Engaging in Argument from Evidence	LS4.A: Evidence of Common Ancestry and Diversity	Structure and Function Patterns
Lesson 3 	Trace Fossil Evidence & Animal Movement Can you outrun a dinosaur?	3-LS4-1. Analyze and interpret data from fossils to provide evidence of the organisms and the environments in which they lived long ago.	Using Mathematics and Computational Thinking Planning and Carrying Out Investigations	LS4.A: Evidence of Common Ancestry and Diversity	Patterns

Life Cycles (Circle of Life)



	Topic & Guiding Question	Indiana Academic Science Standards (2023)	Science & Eng. Practices (SEPs)	Disciplinary Core Ideas (DCIs)	Crosscutting Concepts (CCCs)
Lesson 1 	Animal Life Cycles How is your life like an alligator's life?	ESSENTIAL 3-LS1-1. Develop models to describe that organisms have unique and diverse life cycles but all have in common birth, growth, reproduction, and death.	Developing and Using Models	LS1.B: Growth and Development of Organisms	Patterns
Lesson 2 	Environmental Change & Engineering What's the best way to get rid of mosquitoes?	3-LS4-4. Make a claim about the merit of a solution to a problem caused when the environment changes and the types of plants and animals that live there may change. 3-5-ETS1-2. Generate and compare multiple possible solutions to a problem based on how well each is likely to meet the criteria and constraints of the problem.	Obtaining, Evaluating, and Communicating Information Constructing Explanations and Designing Solutions	LS4.D Biodiversity and Humans LS2.C: Ecosystem Dynamics, Functioning, & Resilience ETS1.B: Developing Possible Solutions	Cause and Effect Systems and System Models
Lesson 3 	Pollination & Plant Reproduction Why do plants grow flowers?	ESSENTIAL 3-LS1-1. Develop and use models to describe how organisms change in predictable patterns during their unique and diverse life cycles.	Developing and Using Models Analyzing and Interpreting Data	LS1.B: Growth and Development of Organisms	Patterns Structure and Function
Lesson 4 	Fruit, Seeds, & Plant Reproduction Why do plants give us fruit?	ESSENTIAL 3-LS1-1. Develop and use models to describe how organisms change in predictable patterns during their unique and diverse life cycles.	Analyzing and Interpreting Data	LS1.B: Growth and Development of Organisms	Patterns Structure and Function
Lesson 5 	Plant Life Cycles Why are there so many different kinds of flowers?	ESSENTIAL 3-LS1-1. Develop models to describe that organisms have unique and diverse life cycles but all have in common birth, growth, reproduction, and death.	Developing and Using Models	LS1.B: Growth and Development of Organisms	Patterns

Heredity, Survival, & Selection (Fates of Traits) • Page 1 of 2




	Topic & Guiding Question	Indiana Academic Science Standards (2023)	Science & Eng. Practices (SEPs)	Disciplinary Core Ideas (DCIs)	Crosscutting Concepts (CCCs)
Lesson 1 	Traits & Inheritance How do you identify a mysterious fruit?	Foundational for 3-LS3-1. Analyze and interpret data to provide evidence that plants and animals have traits inherited from parents and that variation of these traits exists in a group of similar organisms.	Analyzing and Interpreting Data	LS3.A: Inheritance of Traits	Patterns
Lesson 2 	Trait Variation, Inheritance, & Artificial Selection What do dogs and pigeons have in common?	3-LS3-1. Analyze and interpret data to provide evidence that plants and animals have traits inherited from parents and that variation of these traits exists in a group of similar organisms.	Analyzing and Interpreting Data	LS3.A: Inheritance of Traits LS3.B: Variation of Traits	Patterns
Lesson 3 	Trait Variation, Survival, & Natural Selection How could a lizard's toes help it survive?	3-LS3-1. Analyze and interpret data to provide evidence that plants and animals have traits inherited from parents and that variation of these traits exists in a group of similar organisms. 3-LS4-2. Use evidence to construct an explanation for how the variations in characteristics among individuals of the same species may provide advantages in surviving, finding mates, and reproducing. 3-LS4-3. Construct an argument with evidence that in a particular habitat some organisms can survive well, some survive less well, and some cannot survive at all.	Constructing Explanations and Designing Solutions Analyzing and Interpreting Data Using Mathematics and Computational Thinking	LS3.A: Inheritance of Traits LS3.B: Variation of Traits LS4.B: Natural Selection LS4.C: Adaptation	Cause and Effect Patterns Stability and Change

Continued on next page

Heredity, Survival, & Selection (Fates of Traits) • Page 2 of 2

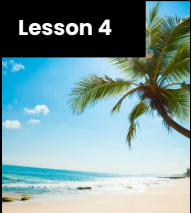

	Topic & Guiding Question	Indiana Academic Science Standards (2023)	Science & Eng. Practices (SEPs)	Disciplinary Core Ideas (DCIs)	Crosscutting Concepts (CCCs)
Lesson 4 	Animal Groups & Survival Why do dogs wag their tails?	3-LS2-1. Construct an argument that some animals form groups that help members survive.	Obtaining, Evaluating, and Communicating Information Engaging in Argument from Evidence	LS2.D: Social Interactions and Group Behavior	Cause and Effect
Lesson 5 	Traits & Environmental Variation How long can people (and animals) survive in outer space?	3-LS3-2. Use evidence to support the explanation that traits can be influenced by the environment.	Constructing Explanations and Designing Solutions	LS3.A: Inheritance of Traits LS3.B: Variation of Traits	Cause and Effect

Weather & Climate (Stormy Skies) • Page 1 of 2




	Topic & Guiding Question	Indiana Academic Science Standards (2023)	Science & Eng. Practices (SEPs)	Disciplinary Core Ideas (DCIs)	Crosscutting Concepts (CCCs)
Lesson 1 	Water Cycle & States of Matter Where do clouds come from?	3-ESS2-3. Use a model to demonstrate how water, in its different forms, moves through the water cycle. Investigate places where water is found in different forms on Earth.	Planning and Carrying Out Investigations Developing and Using Models	ESS2.D: Weather and Climate	Structure and Function Stability and Change
Lesson 2 	Local Weather Patterns & Weather Prediction How can we predict when it's going to storm?	ESSENTIAL 3-ESS2-1. Represent data in tables and graphical displays to describe typical weather conditions expected during a particular season.	Analyzing and Interpreting Data	ESS2.D: Weather and Climate	Patterns
Lesson 3 	Seasonal Weather Patterns Where's the best place to build a snow fort?	ESSENTIAL 3-ESS2-1. Represent data in tables and graphical displays to describe typical weather conditions expected during a particular season.	Analyzing and Interpreting Data	ESS2.D: Weather and Climate	Patterns

Continued on next page

Weather & Climate (Stormy Skies) • Page 2 of 2



	Topic & Guiding Question	Indiana Academic Science Standards (2023)	Science & Eng. Practices (SEPs)	Disciplinary Core Ideas (DCIs)	Crosscutting Concepts (CCCs)
Lesson 4 	Climate & Global Weather Patterns Why are some places always hot?	3-ESS2-2. Obtain and combine information to describe climates in different regions of the world.	Obtaining, Evaluating, and Communicating Information Analyzing and Interpreting Data	ESS2.D: Weather and Climate	Patterns
Lesson 5 	Natural Hazards & Engineering How can you keep a house from blowing away in a windstorm?	3-ESS3-1. Make a claim about the merit of a design solution that reduces the impacts of a weather-related hazard. 3-5-ETS1-1. Define a simple design problem reflecting a need or a want that includes specified criteria for success and constraints on materials, time, or cost. 3-5-ETS1-2. Generate and compare multiple possible solutions to a problem based on how well each is likely to meet the criteria and constraints of the problem. 3-5-ETS1-3. Plan and carry out fair tests in which variables are controlled and failure points are considered to identify aspects of a model or prototype that can be improved.	Asking Questions and Defining Problems Constructing Explanations and Designing Solutions Analyzing and Interpreting Data	ESS3.B: Natural Hazards ETS1.A: Defining and Delimiting Engineering Problems ETS1.B: Developing Possible Solutions ETS1.C: Optimizing the Design Solution	Cause and Effect

Forces, Motion, & Magnets (Invisible Forces) • Page 1 of 2

	Topic & Guiding Question	Indiana Academic Science Standards (2023)	Science & Eng. Practices (SEPs)	Disciplinary Core Ideas (DCIs)	Crosscutting Concepts (CCCs)
Lesson 1 	Balanced & Unbalanced Forces How could you win a tug-of-war against a bunch of adults?	ESSENTIAL 3-PS2-1. Plan and conduct an investigation to provide evidence of the effects of balanced and unbalanced forces on the motion of an object.	Planning and Carrying Out Investigations Constructing Explanations and Designing Solutions	PS2.A: Forces and Motion PS2.B: Types of Interactions	Cause and Effect
Lesson 2 	Balanced Forces & Engineering What makes bridges so strong?	3-5-ETS1-1. Define a simple design problem reflecting a need or a want that includes specified criteria for success and constraints on materials, time, or cost. 3-5-ETS1-2. Generate and compare multiple possible solutions to a problem based on how well each is likely to meet the criteria and constraints of the problem. 3-5-ETS1-3. Plan and carry out fair tests in which variables are controlled and failure points are considered to identify aspects of a model or prototype that can be improved.	Asking Questions and Defining Problems Constructing Explanations and Designing Solutions	ETS1.A: Defining and Delimiting Engineering Problems ETS1.B: Developing Possible Solutions ETS1.C: Optimizing the Design Solution	Structure and Function
Lesson 3 	Patterns of Motion, Gravity, & Friction How high can you swing on a flying trapeze?	3-PS2-2. Make observations and/or measurements of an object's motion to provide evidence that a pattern can be used to predict future motion.	Developing and Using Models Planning and Carrying Out Investigations	PS2.A: Forces and Motion	Patterns Cause and Effect

Continued on next page

Forces, Motion, & Magnets (Invisible Forces) • Page 2 of 2

	Topic & Guiding Question	Indiana Academic Science Standards (2023)	Science & Eng. Practices (SEPs)	Disciplinary Core Ideas (DCIs)	Crosscutting Concepts (CCCs)
Lesson 4 	Magnets & Forces What can magnets do?	3-PS2-3. Ask questions to determine cause and effect relationships of electric or magnetic interactions between two objects not in contact with each other.	Asking Questions and Defining Problems	PS2.B: Types of Interactions	Cause and Effect
Lesson 5 	Magnets & Engineering How can you unlock a door using a magnet?	3-PS2-4. Define a simple design problem that can be solved by applying scientific ideas about magnets. 3-5-ETS1-1. Define a simple design problem reflecting a need or a want that includes specified criteria for success and constraints on materials, time, or cost. 3-5-ETS1-2. Generate and compare multiple possible solutions to a problem based on how well each is likely to meet the criteria and constraints of the problem.	Asking Questions and Defining Problems Constructing Explanations and Designing Solutions	PS2.B: Types of Interactions ETS1.A: Defining and Delimiting Engineering Problems ETS1.B: Developing Possible Solutions ETS1.C: Optimizing the Design Solution	Cause and Effect

All 4th Grade Units • Units may be taught in any order



Human Body, Vision, & The Brain

[Page 35](#) • [Web Link](#)

Indiana Academic Science Standards:

- 4-LS1-1
- 4-LS1-2
- 4-PS4-2

Unit Breakdown:

- 4 Lessons & Activities
- 4 Lesson Assessments
- 4 Extension Blocks
- 1 Unit Assessment

Anchor Layer Adds:

- 1 Anchor Phenomenon
- 4 Anchor Connections
- 1 Performance Task



Animal & Plant Adaptations

[Page 36](#) • [Web Link](#)

Indiana Academic Science Standards:

- 4-LS1-1
- 4-LS1-2

Unit Breakdown:

- 3 Lessons & Activities
- 3 Lesson Assessments
- 3 Extension Blocks
- 1 Unit Assessment

Anchor Layer Adds:

- 1 Anchor Phenomenon
- 3 Anchor Connections
- 1 Performance Task



Earth's Features & Processes

[Page 37](#) • [Web Link](#)

Indiana Academic Science Standards:

- 4-ESS1-1
- 4-ESS2-1
- 4-ESS2-2
- 4-ESS3-2
- 3-5-ETS1-2

Unit Breakdown:

- 5 Lessons & Activities
- 5 Lesson Assessments
- 5 Extension Blocks
- 1 Unit Assessment

Anchor Layer Adds:

- 1 Anchor Phenomenon
- 5 Anchor Connections
- 1 Performance Task



Sound, Waves, & Communication

[Page 38](#) • [Web Link](#)

Indiana Academic Science Standards:

- 4-PS4-1
- 4-PS4-3
- 3-5-ETS1-1
- 3-5-ETS1-2
- 3-5-ETS1-3

Unit Breakdown:

- 4 Lessons & Activities
- 3 Lesson Assessments
- 3 Extension Blocks
- 1 Unit Assessment

Anchor Layer Adds:

- 1 Anchor Phenomenon
- 3 Anchor Connections
- 1 Performance Task



Energy & Energy Transfer

[Page 39](#) • [Web Link](#)

Indiana Academic Science Standards:

- 4-PS3-1
- 4-PS3-3
- 4-PS3-4
- 3-5-ETS1-1
- 3-5-ETS1-2
- 3-5-ETS1-3

Unit Breakdown:

- 5 Lessons & Activities
- 5 Lesson Assessments
- 5 Extension Blocks
- 1 Unit Assessment

Anchor Layer Adds:

- 1 Anchor Phenomenon
- 5 Anchor Connections
- 1 Performance Task



Electricity, Light, & Heat

[Page 41](#) • [Web Link](#)

Indiana Academic Science Standards:

- 4-ESS3-1
- 4-PS3-2
- 4-PS3-4
- 3-5-ETS1-1
- 3-5-ETS1-3





Unit Breakdown:

- 3 Lessons & Activities
- 3 Lesson Assessments
- 3 Extension Blocks
- 1 Unit Assessment




Anchor Layer Adds:

- 1 Anchor Phenomenon
- 3 Anchor Connections
- 1 Performance Task






Human Body, Vision, & The Brain (Human Machine)

	Topic & Guiding Question	Indiana Academic Science Standards (2023)	Science & Eng. Practices (SEPs)	Disciplinary Core Ideas (DCIs)	Crosscutting Concepts (CCCs)
Lesson 1 	Muscles & Skeleton Why do your biceps bulge?	ESSENTIAL 4-LS1-1. Construct an argument that plants and animals have internal and external structures that function to support survival, growth, behavior, and reproduction.	Developing and Using Models Constructing Explanations and Designing Solutions	LS1.A: Structure and Function	Systems and System Models Cause and Effect
Lesson 2 	Light, Eyes, & Vision What do people who are blind see?	4-PS4-2. Develop a model to describe that light reflecting from objects from objects and entering the eye allows objects to be seen. ESSENTIAL 4-LS1-1. Construct an argument that plants and animals have internal and external structures that function to support survival, growth, behavior, and reproduction.	Developing and Using Models Constructing Explanations and Designing Solutions	LS1.A: Structure and Function PS4.B: Electromagnetic Radiation	Systems and System Models Cause and Effect
Lesson 3 	Structure & Function of Eyes How can some animals see in the dark?	4-PS4-2. Develop a model to describe that light reflecting from objects from objects and entering the eye allows objects to be seen. ESSENTIAL 4-LS1-1. Construct an argument that plants and animals have internal and external structures that function to support survival, growth, behavior, and reproduction.	Planning and Carrying Out Investigations Developing and Using Models Constructing Explanations and Designing Solutions	LS1.A: Structure and Function PS4.B: Electromagnetic Radiation	Systems and System Models Cause and Effect
Lesson 4 	Brain, Nerves, & Information Processing How does your brain control your body?	4-LS1-2. Use a model to describe that animals receive different types of information through their senses, process the information in their brain, and respond to the information in different ways.	Planning and Carrying Out Investigations Analyzing and Interpreting Data	LS1.D: Information Processing	Systems and System Models





Animal & Plant Adaptations (Animal & Plant Adaptations)

	Topic & Guiding Question	Indiana Academic Science Standards (2023)	Science & Eng. Practices (SEPs)	Disciplinary Core Ideas (DCIs)	Crosscutting Concepts (CCCs)
Lesson 1 	Animal Adaptations Why do some sea creatures look so strange?	4-LS1-1. Construct an argument that plants and animals have internal and external structures that function to support survival, growth, behavior, and reproduction.	Engaging in Argument from Evidence	LS1.A: Structure and Function	Systems and System Models
Lesson 2 	Learned Behavior & Instinct Why would a sea turtle eat a plastic bag?	4-LS1-2. Use a model to describe that animals receive different types of information through their senses, process the information in their brain, and respond to the information in different ways.	Developing and Using Models Constructing Explanations and Designing Solutions	LS1.D: Information Processing	Systems and System Models
Lesson 3 	Plant Adaptations Why don't the same trees grow everywhere?	4-LS1-1. Construct an argument that plants and animals have internal and external structures that function to support survival, growth, behavior, and reproduction.	Engaging in Argument from Evidence Developing and Using Models	LS1.A: Structure and Function	Systems and System Models





Earth's Features & Processes (Birth of Rocks)

	Topic & Guiding Question	Indiana Academic Science Standards (2023)	Science & Eng. Practices (SEPs)	Disciplinary Core Ideas (DCIs)	Crosscutting Concepts (CCCs)
Lesson 1 	Volcanoes & Patterns of Earth's Features Could a volcano pop up where you live?	4-ESS2-2. Analyze and interpret data from maps to describe patterns of Earth's features.	Analyzing and Interpreting Data Engaging in Argument from Evidence	ESS2.B: Plate Tectonics and Large-Scale System Interactions	Patterns
Lesson 2 	Volcanoes & Rock Cycle Why do some volcanoes explode?	4-ESS1-1. Identify evidence from patterns in rock formations and fossils in rock layers to support an explanation for changes in a landscape over time.	Constructing Explanations and Designing Solutions	ESS1.C: The History of Planet Earth	Cause and Effect
Lesson 3 	Weathering & Erosion Will a mountain last forever?	ESSENTIAL 4-ESS2-1. Make observations and/or measurements to provide evidence of the effects of weathering or the rate of erosion by water, ice, wind, or vegetation.	Planning and Carrying Out Investigations Analyzing and Interpreting Data	ESS2.A: Earth Materials and Systems ESS2.E: Biogeology	Cause and Effect
Lesson 4 	Sedimentary Rock & Fossils What did your town look like 100 million years ago?	4-ESS1-1. Identify evidence from patterns in rock formations and fossils in rock layers to support an explanation for changes in a landscape over time.	Constructing Explanations and Designing Solutions Developing and Using Models	ESS1.C: The History of Planet Earth	Patterns
Lesson 5 	Erosion, Natural Hazards, & Engineering How could you survive a landslide?	ESSENTIAL 4-ESS3-2. Generate and compare multiple solutions to reduce the impacts of natural Earth processes on humans. 3-5-ETS1-1. Define a simple design problem reflecting a need or a want that includes specified criteria for success and constraints on materials, time, or cost.	Constructing Explanations and Designing Solutions	ESS3.B: Natural Hazards ETS1.B: Designing Solutions to Engineering Problems	Cause and Effect

Sound, Waves, & Communication (Waves of Sound)


	Topic & Guiding Question	Indiana Academic Science Standards (2023)	Science & Eng. Practices (SEPs)	Disciplinary Core Ideas (DCIs)	Crosscutting Concepts (CCCs)
Lesson 1 	Pattern Transfer & Technology How do you send a secret code?	4-PS4-3. Generate and compare multiple solutions that use patterns to transfer information. 3-5-ETS1-3. Plan and carry out fair tests in which variables are controlled and failure points are considered to identify aspects of a model or prototype that can be improved.	Constructing Explanations and Designing Solutions	PS4.C: Information Technologies and Instrumentation ETS1.C: Optimizing the Design Solution	Patterns
Lesson 2 	Sound, Vibration, & Engineering How far can a whisper travel?	3-5-ETS1-1. Define a simple design problem reflecting a need or a want that includes specified criteria for success and constraints on materials, time, or cost. 3-5-ETS1-2. Generate and compare multiple possible solutions to a problem based on how well each is likely to meet the criteria and constraints of the problem.	Developing and Using Models Planning and Carrying Out Investigations	PS4.A: Wave Properties ETS1.B: Developing Possible Solutions	Patterns
Lesson 3 	Sound & Vibrations What would happen if you screamed in outer space?	Foundational for 4-PS4-1. Develop a model of waves to describe patterns in terms of amplitude and wavelength and that waves can cause objects to move.	Developing and Using Models	PS4.A: Wave Properties	Patterns
Lesson 4 	Sound Waves & Wavelength Why are some sounds high and some sounds low?	4-PS4-1. Develop a model of waves to describe patterns in terms of amplitude and wavelength and that waves can cause objects to move.	Developing and Using Models	PS4.A: Wave Properties	Patterns

Energy & Energy Transfer (Energizing Everything) • Page 1 of 2




	Topic & Guiding Question	Indiana Academic Science Standards (2023)	Science & Eng. Practices (SEPs)	Disciplinary Core Ideas (DCIs)	Crosscutting Concepts (CCCs)
Lesson 1 	Speed & Energy How is your body similar to a car?	4-PS3-1. Use evidence to construct an explanation relating the speed of an object to the energy of that object.	Analyzing and Interpreting Data Constructing Explanations and Designing Solutions	PS3.A: Definitions of Energy	Energy and Matter Systems and System Models
Lesson 2 	Gravitational Energy, Speed, & Collisions What makes roller coasters go so fast?	4-PS3-1. Use evidence to construct an explanation relating the speed of an object to the energy of that object. 4-PS3-3. Ask questions and predict outcomes about the changes in energy that occur when objects collide.	Developing and Using Models Analyzing and Interpreting Data	PS3.A: Definitions of Energy PS3.B: Conservation of Energy and Energy Transfer	Energy and Matter Systems and System Models
Lesson 3 	Collisions & Energy Transfer How can marbles save the world?	4-PS3-3. Ask questions and predict outcomes about the changes in energy that occur when objects collide.	Asking Questions and Defining Problems	PS3.A: Definitions of Energy PS3.B: Conservation of Energy and Energy Transfer PS3.C: Relationship Between Energy and Forces	Energy and Matter
Lesson 4 	Energy Transfer & Engineering Could you knock down a building using only dominoes?	4-PS3-4. Apply scientific ideas to design, test, and refine a device that converts energy from one form to another 3-5-ETS1-1. Define a simple design problem reflecting a need or a want that includes specified criteria for success and constraints on materials, time, or cost.	Developing and Using Models	PS3.B: Conservation of Energy and Energy Transfer PS3.C: Relationship Between Energy and Forces ETS1.A: Defining and Delimiting Engineering Problems	Energy and Matter

Continued on next page

Energy & Energy Transfer (Energizing Everything) • Page 2 of 2

	Topic & Guiding Question	Indiana Academic Science Standards (2023)	Science & Eng. Practices (SEPs)	Disciplinary Core Ideas (DCIs)	Crosscutting Concepts (CCCs)
<div>Lesson 5</div> 	<p>Energy Transfer & Engineering</p> <p>Can you build a chain reaction machine?</p>	<p>4-PS3-4. Apply scientific ideas to design, test, and refine a device that converts energy from one form to another</p> <p>3-5-ETS1-1. Define a simple design problem reflecting a need or a want that includes specified criteria for success and constraints on materials, time, or cost.</p> <p>3-5-ETS1-2. Generate and compare multiple possible solutions to a problem based on how well each is likely to meet the criteria and constraints of the problem.</p> <p>3-5-ETS1-3. Plan and carry out fair tests in which variables are controlled and failure points are considered to identify aspects of a model or prototype that can be improved.</p>	<p>Developing and Using Models</p>	<p>PS3.A: Definitions of Energy</p> <p>PS3.C: Relationship Between Energy and Forces</p> <p>ETS1.A: Defining and Delimiting Engineering Problems</p> <p>ETS1.B: Developing Possible Solutions</p> <p>ETS1.C: Optimizing the Design Solution</p>	<p>Energy and Matter</p>

Electricity, Light, & Heat (Electricity, Light & Heat)

	Topic & Guiding Question	Indiana Academic Science Standards (2023)	Science & Eng. Practices (SEPs)	Disciplinary Core Ideas (DCIs)	Crosscutting Concepts (CCCs)
Lesson 1 	Renewable Energy & Natural Resources What's the best way to light up a city?	4-ESS3-1. Obtain and combine information to describe that energy and fuels are derived from natural resources and their uses affect the environment.	Obtaining, Evaluating, and Communicating Information Using Mathematics and Computational Thinking	ESS3.A: Natural Resources	Energy and Matter Cause and Effect
Lesson 2 	Electrical Energy What if there were no electricity?	4-PS3-2. Make observations to provide evidence that energy can be transferred from place to place by sound, light, heat, and electric currents. 4-PS3-4. Apply scientific ideas to design, test, and refine a device that converts energy from one form to another. 3-5-ETS1-1. Define a simple design problem reflecting a need or a want that includes specified criteria for success and constraints on materials, time, or cost. 3-5-ETS1-3. Plan and carry out fair tests in which variables are controlled and failure points are considered to identify aspects of a model or prototype that can be improved.	Constructing Explanations and Designing Solutions Developing and Using Models	PS3.D: Energy in Chemical Processes and Everyday Life ETS1.A: Defining and Delimiting Engineering Problems ETS1.B: Developing Possible Solutions ETS1.C: Optimizing the Design Solution	Energy and Matter
Lesson 3 	Heat Energy & Energy Transfer How long did it take to travel across the country before cars and planes?	4-PS3-2. Make observations to provide evidence that energy can be transferred from place to place by sound, light, heat, and electric currents. 4-PS3-4. Apply scientific ideas to design, test, and refine a device that converts energy from one form to another.	Planning and Carrying Out Investigations	PS3.B: Conservation of Energy and Energy Transfer PS3.D: Energy in Chemical Processes and Everyday Life	Energy and Matter

All 5th Grade Units • Units may be taught in any order



Page 43 • Web Link

Indiana Academic Science Standards:

- 5-LS1-1
- 5-LS2-1
- 5-ESS3-1
- 5-PS3-1

Unit Breakdown:

- 7 Lessons & Activities
- 7 Lesson Assessments
- 7 Extension Blocks
- 1 Unit Assessment

Anchor Layer Adds:

- 1 Anchor Phenomenon
- 7 Anchor Connections
- 1 Performance Task



Page 45 • Web Link

Indiana Academic Science Standards:

- 5-ESS2-1
- 5-ESS2-2
- 5-PS1-1
- 5-PS1-2
- 3-5-ETS1-1
- 3-5-ETS1-2
- 3-5-ETS1-3

Unit Breakdown:

- 5 Lessons & Activities
- 5 Lesson Assessments
- 5 Extension Blocks
- 1 Unit Assessment

Anchor Layer Adds:

- 1 Anchor Phenomenon
- 5 Anchor Connections
- 1 Performance Task



Page 46 • Web Link

Indiana Academic Science Standards:

- 5-ESS1-2

Unit Breakdown:

- 5 Lessons & Activities
- 5 Lesson Assessments
- 5 Extension Blocks
- 1 Unit Assessment

Anchor Layer Adds:

- 1 Anchor Phenomenon
- 5 Anchor Connections
- 1 Performance Task



Page 47 • Web Link

Indiana Academic Science Standards:

- 5-ESS1-1
- 5-PS2-1

Unit Breakdown:

- 3 Lessons & Activities
- 3 Lesson Assessments
- 3 Extension Blocks
- 1 Unit Assessment

Anchor Layer Adds:

- 1 Anchor Phenomenon
- 3 Anchor Connections
- 1 Performance Task



Page 48 • Web Link

Indiana Academic Science Standards:

- 5-PS1-1
- 5-PS1-2
- 5-PS1-3
- 5-PS1-4





Unit Breakdown:

- 5 Lessons & Activities
- 5 Lesson Assessments
- 5 Extension Blocks
- 1 Unit Assessment

Anchor Layer Adds:




- 1 Anchor Phenomenon
- 5 Anchor Connections
- 1 Performance Task

Ecosystems & The Food Web (Web of Life) • Page 1 of 2






	Topic & Guiding Question	Indiana Academic Science Standards (2023)	Science & Eng. Practices (SEPs)	Disciplinary Core Ideas (DCIs)	Crosscutting Concepts (CCCs)
Lesson 1 	<p>🌟 New! 🌟</p> <p>Food Chains & Matter Flow</p> <p>What if all the ants disappeared?</p>	<p>ESSENTIAL</p> <p>5-LS2-1. Develop a model to describe the movement of matter among plants, animals, decomposers, and the environment.</p>	<p>Developing and Using Models</p>	<p>LS2.A: Interdependent Relationships in Ecosystems</p> <p>LS2.B: Cycles of Matter and Energy Transfer in Ecosystems</p>	<p>Energy and Matter</p> <p>Systems and System Models</p>
Lesson 2 	<p>🌟 New! 🌟</p> <p>Plant Growth & Matter</p> <p>How does a tiny seed become one of the heaviest trees on Earth?</p>	<p>5-LS1-1. Support an argument that plants get the materials they need for growth chiefly from air and water.</p> <p>ESSENTIAL</p> <p>5-LS2-1. Develop a model to describe the movement of matter among plants, animals, decomposers, and the environment.</p>	<p>Engaging in Argument from Evidence</p> <p>Constructing Explanations and Designing Solutions</p>	<p>LS1.C. Organization for Matter and Energy Flow in Organisms</p> <p>LS2.B: Cycles of Matter and Energy Transfer in Ecosystems</p>	<p>Cause and Effect</p> <p>Energy and Matter</p>
Lesson 3 	<p>🌟 New! 🌟</p> <p>Decomposers & Matter Flow</p> <p>Where do fallen leaves go?</p>	<p>ESSENTIAL</p> <p>5-LS2-1. Develop a model to describe the movement of matter among plants, animals, decomposers, and the environment.</p>	<p>Developing and Using Models</p> <p>Analyzing and Interpreting Data</p> <p>Constructing Explanations and Designing Solutions</p>	<p>LS2.A: Interdependent Relationships in Ecosystems</p> <p>LS2.B: Cycles of Matter and Energy Transfer in Ecosystems</p>	<p>Cause and Effect</p> <p>Energy and Matter</p>
Lesson 4 	<p>Decomposers & Soil Nutrients</p> <p>Do worms really eat dirt?</p>	<p>ESSENTIAL</p> <p>5-LS2-1. Develop a model to describe the movement of matter among plants, animals, decomposers, and the environment.</p>	<p>Planning and Carrying Out Investigations</p>	<p>LS2.A: Interdependent Relationships in Ecosystems</p> <p>LS2.B: Cycles of Matter and Energy Transfer in Ecosystems</p>	<p>Energy and Matter</p>

Continued on next page






Ecosystems & The Food Web (Web of Life) • Page 2 of 2

	Topic & Guiding Question	Indiana Academic Science Standards (2023)	Science & Eng. Practices (SEPs)	Disciplinary Core Ideas (DCIs)	Crosscutting Concepts (CCCs)
Lesson 5 	Ecosystems & Matter Cycle Why do you have to clean a fish tank but not a pond?	ESSENTIAL 5-LS2-1. Develop a model to describe the movement of matter among plants, animals, decomposers, and the environment.	Developing and Using Models	LS2.A: Interdependent Relationships in Ecosystems LS2.B: Cycles of Matter and Energy Transfer in Ecosystems	Systems and System Models Energy and Matter
Lesson 6 	Protecting Environments How can we protect Earth's environments?	ESSENTIAL 5-ESS3-1. Obtain and combine information about ways individual communities use science ideas to protect the Earth's resources and environment.	Obtaining, Evaluating, and Communicating Information	ESS3.C: Human Impacts on Earth Systems	Systems and System Models
Lesson 7 	Food Webs & Flow of Energy Why did the dinosaurs go extinct?	5-PS3-1. Use models to describe that energy in animals' food (used for body repair, growth, motion, and to maintain body warmth) was once energy from the sun.	Developing and Using Models Constructing Explanations and Designing Solutions	PS3.D: Energy in Chemical Processes and Everyday Life LS1.C: Organization for Matter and Energy Flow in Organisms	Energy and Matter Systems and System Models




Water Cycle & Earth's Systems (Watery Planet)

	Topic & Guiding Question	Indiana Academic Science Standards (2023)	Science & Eng. Practices (SEPs)	Disciplinary Core Ideas (DCIs)	Crosscutting Concepts (CCCs)
Lesson 1 	Hydrosphere & Water Distribution How much water is in the world?	5-ESS2-2. Describe and graph the amounts of salt water and fresh water in various reservoirs to provide evidence about the distribution of water on Earth.	Analyzing and Interpreting Data Using Mathematics and Computational Thinking	ESS2.C: The Roles of Water in Earth's Surface Processes	Scale, Proportion, and Quantity
Lesson 2 	Mixtures & Solutions How much salt is in the ocean?	5-PS1-2. Measure and graph quantities to provide evidence that regardless of the type of change that occurs when heating, cooling, or mixing substances, the total weight of matter is conserved. 5-PS1-1. Develop a model to describe that matter is made of particles too small to be seen.	Developing and Using Models Using Mathematics and Computational Thinking	PS1.A: Structure and Properties of Matter	Scale, Proportion, and Quantity
Lesson 3 	Groundwater as a Natural Resource When you turn on the faucet, where does the water come from?	5-ESS2-2. Describe and graph the amounts of saltwater and fresh water in various reservoirs to provide evidence about the distribution of water on Earth.	Obtaining, Evaluating, and Communicating Information Engaging in Argument from Evidence	ESS2.C: The Roles of Water in Earth's Surface Processes	Patterns
Lesson 4 	Water Cycle Can we make it rain?	5-ESS2-1. Develop a model using an example to describe ways the geosphere, biosphere, hydrosphere, and/or atmosphere interact.	Developing and Using Models Planning and Carrying Out Investigations	ESS2.A: Earth Materials and Systems	Systems and System Models
Lesson 5 	Natural Disasters & Engineering How can you save a town from a hurricane?	3-5-ETS1-1. Define a simple design problem reflecting a need or a want that includes specified criteria for success and constraints on materials, time, or cost. 3-5-ETS1-2. Generate and compare multiple possible solutions to a problem based on how well each is likely to meet the criteria and constraints of the problem. 3-5-ETS1-3. Plan and carry out fair tests in which variables are controlled and failure points are considered to identify aspects of a model or prototype that can be improved.	Asking Questions and Defining Problems Obtaining, Evaluating, and Communicating Information Using Mathematics and Computational Thinking	ETS1.A: Defining and Delimiting Engineering Problems ETS1.B: Developing Possible Solutions ETS1.C: Optimizing the Design Solution	Systems and System Models






Earth & Space Patterns (Spaceship Earth)

	Topic & Guiding Question	Indiana Academic Science Standards (2023)	Science & Eng. Practices (SEPs)	Disciplinary Core Ideas (DCIs)	Crosscutting Concepts (CCCs)
Lesson 1 	Day, Night, & Earth's Rotation How fast does the Earth spin?	Foundational for 5-ESS1-2. Represent data in graphical displays to reveal patterns of daily changes in length and direction of shadows, day and night, and the seasonal appearance of some stars in the night sky.	Developing and Using Models Using Mathematics and Computational Thinking	ESS1.B: Earth and the Solar System	Patterns Cause and Effect
Lesson 2 	Earth's Rotation & Daily Shadow Patterns Who set the first clock?	5-ESS1-2. Represent data in graphical displays to reveal patterns of daily changes in length and direction of shadows, day and night, and the seasonal appearance of some stars in the night sky.	Planning and Carrying Out Investigations Analyzing and Interpreting Data	ESS1.B: Earth and the Solar System	Patterns Cause and Effect
Lesson 3 	Seasonal Changes & Shadow Length How can the Sun tell you the season?	5-ESS1-2. Represent data in graphical displays to reveal patterns of daily changes in length and direction of shadows, day and night, and the seasonal appearance of some stars in the night sky.	Analyzing and Interpreting Data Engaging in Argument from Evidence	ESS1.B: Earth and the Solar System	Patterns Cause and Effect
Lesson 4 	Seasonal Patterns & Earth's Orbit Why do the stars change with the seasons?	5-ESS1-2. Represent data in graphical displays to reveal patterns of daily changes in length and direction of shadows, day and night, and the seasonal appearance of some stars in the night sky.	Developing and Using Models Constructing Explanations and Designing Solutions	ESS1.B: Earth and the Solar System	Patterns Cause and Effect
Lesson 5 	Moon Phases, Lunar Cycle Why does the Moon change shape?	5-ESS1-2. Represent data in graphical displays to reveal patterns of daily changes in length and direction of shadows, day and night, and the seasonal appearance of some stars in the night sky.	Developing and Using Models Planning and Carrying Out Investigations	ESS1.B: Earth and the Solar System	Patterns Cause and Effect

Stars & Planets (Stars & Planets)

	Topic & Guiding Question	Indiana Academic Science Standards (2023)	Science & Eng. Practices (SEPs)	Disciplinary Core Ideas (DCIs)	Crosscutting Concepts (CCCs)
Lesson 1 	Solar System & Sun Brightness How can the Sun help us explore other planets?	5-ESS1-1. Support an argument that differences in the apparent brightness of the sun compared to other stars is due to their relative distances from Earth.	Developing and Using Models Engaging in Argument from Evidence	ESS1.A: The Universe and its Stars	Scale, Proportion, and Quantity Systems and System Models
Lesson 2 	Gravity Why is gravity different on other planets?	5-PS2-1. Support an argument that the gravitational force exerted by Earth on objects is directed down.	Using Mathematics and Computational Thinking Analyzing and Interpreting Data	PS2.B: Types of Interactions	Patterns Cause and Effect
Lesson 3 	Star Brightness & Habitable Planets Could there be life on other planets?	5-ESS1-1. Support an argument that differences in the apparent brightness of the sun compared to other stars is due to their relative distances from Earth.	Obtaining, Evaluating, and Communicating Information Engaging in Argument from Evidence	ESS1.A: The Universe and its Stars	Scale, Proportion, and Quantity

Chemical Reactions & Properties of Matter (Chemical Magic)

	Topic & Guiding Question	Indiana Academic Science Standards (2023)	Science & Eng. Practices (SEPs)	Disciplinary Core Ideas (DCIs)	Crosscutting Concepts (CCCs)
Lesson 1 	Conservation of Matter Are magic potions real?	Foundational for 5-PS1-1. Develop a model to describe that matter is made of particles too small to be seen. Foundational for 5-PS1-2. Measure and graph quantities or provide evidence that regardless of the type of change that occurs when heating, cooling, or mixing substances, the total weight of matter is conserved.	Planning and Carrying Out Investigations Constructing Explanations and Designing Solutions	PS1.A: Structure and Properties of Matter PS1.B: Chemical Reactions	Cause and Effect Scale, Proportion, and Quantity
Lesson 2 	Dissolving & Particulate Nature of Matter Could you transform something worthless into gold?	ESSENTIAL 5-PS1-1. Develop a model to describe that matter is made of particles too small to be seen. 5-PS1-2. Measure and graph quantities to provide evidence that regardless of the type of change that occurs when heating, cooling, or mixing substances, the total weight of matter is conserved.	Planning and Carrying Out Investigations Using Mathematics and Computational Thinking	PS1.A: Structure and Properties of Matter PS1.B: Chemical Reactions	Energy and Matter Scale, Proportion, and Quantity
Lesson 3 	Properties of Matter: Acids What would happen if you drank a glass of acid?	ESSENTIAL 5-PS1-3. Make observations and measurements to identify materials based on their properties.	Planning and Carrying Out Investigations Analyzing and Interpreting Data	PS1.A: Structure and Properties of Matter	Cause and Effect
Lesson 4 	Chemical Reactions What do fireworks, rubber, and Silly Putty have in common?	5-PS1-4. Conduct an investigation to determine whether the mixing of two or more substances results in new substances.	Planning and Carrying Out Investigations Constructing Explanations and Designing Solutions	PS1.B: Chemical Reactions	Cause and Effect
Lesson 5 	Gases & Particle Models Why do some things explode?	ESSENTIAL 5-PS1-1. Develop a model to describe that matter is made of particles too small to be seen.	Planning and Carrying Out Investigations Developing and Using Models	PS1.A: Structure and Properties of Matter	Scale, Proportion, and Quantity