

Pond Stories

Name: _____

Date: _____

Tons of creatures live at the pond. Imagine if one of them was a character in a story. Write a story about a creature at the pond. If you want, you can write a story about one of the creatures in the picture.

Directions:

- 1) Come up with a main character and imagine a story about them. You can write about one of the pond creatures in the picture, or come up with your own.
- 2) Write a plan of how your story will go on the lines below. Make sure your story has a beginning, a problem, a solution, and an end.



My story plan

Setting: The Pond

Character: _____

Beginning: _____

Problem: _____

Solution: _____

End: _____

mystery

Narrative | Constellations

Pond Stories

Name: _____

Date: _____

Lots of things happen at the pond and make good stories! Use the story plan you made to help write all the parts of your story.

Directions: Write a story about something that happens to a creature at the pond.

In your story remember to:

- ☐ Write a lead that includes your main character and setting
- ☐ Add details to show what your character is doing in each part
- ☐ Add character thoughts
- ☐ Write an ending
- ☐ Edit your writing

Mystery

Narrative | Constellations

Pond Stories

Name: _____

Date: _____

Picture

If you need more space, continue on a piece of lined paper.

Mystery

Narrative | Constellations

3rd Grade Narrative Writing Rubric

Constellation Stories

Name: _____

Date: _____

Standard	1	2	3	4	Feedback
W.3.3, W.3.5 Create a plan for a narrative by using a graphic organizer. Include a sequence for plot events including a problem, solution, and ending.					
W.3.3.a Write a lead that introduces/includes the main character and setting.					
W.3.3.a, W.3.3.b Organize and draft plot and character details.					
W.3.3.b Add dialogue (thoughts and feelings) and descriptions of actions.					
W.3.3.d Write an ending that provides a sense of closure: a lesson or message.					
W.3.5, L.3.2 Review work to edit and focus on fixing punctuation, capitalization, and spelling.					




1 = standard not met; **2** = standard partially met; **3** = standard met; **4** = exceeds expectations

My Writing Checklist

3rd Grade Narrative

Name: _____

Date: _____

Writing Process	Learning Goals	Not yet 	Starting to... 	Yes! 
Planning	I can make a plan for my story using an organizer. My plan has all the parts of a story: character, setting, problem, solution, and ending.			
Add an introduction	I can write a lead for my story that includes the main character and the setting.			
Write and organize	I can write my story in order. I can include my character's actions and thoughts.			
Add a conclusion	I can write an ending that follows the events in the story and includes a lesson or message.			
Fix capitals, spelling, and end marks	I can edit my writing by checking for errors in capitalization, spelling, and punctuation (end marks).			

Constellation

Name: _____

Date: _____

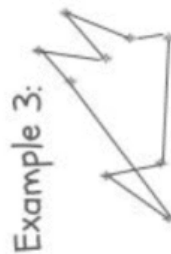

V.I.P.

Creature type: _____

Character's name: _____

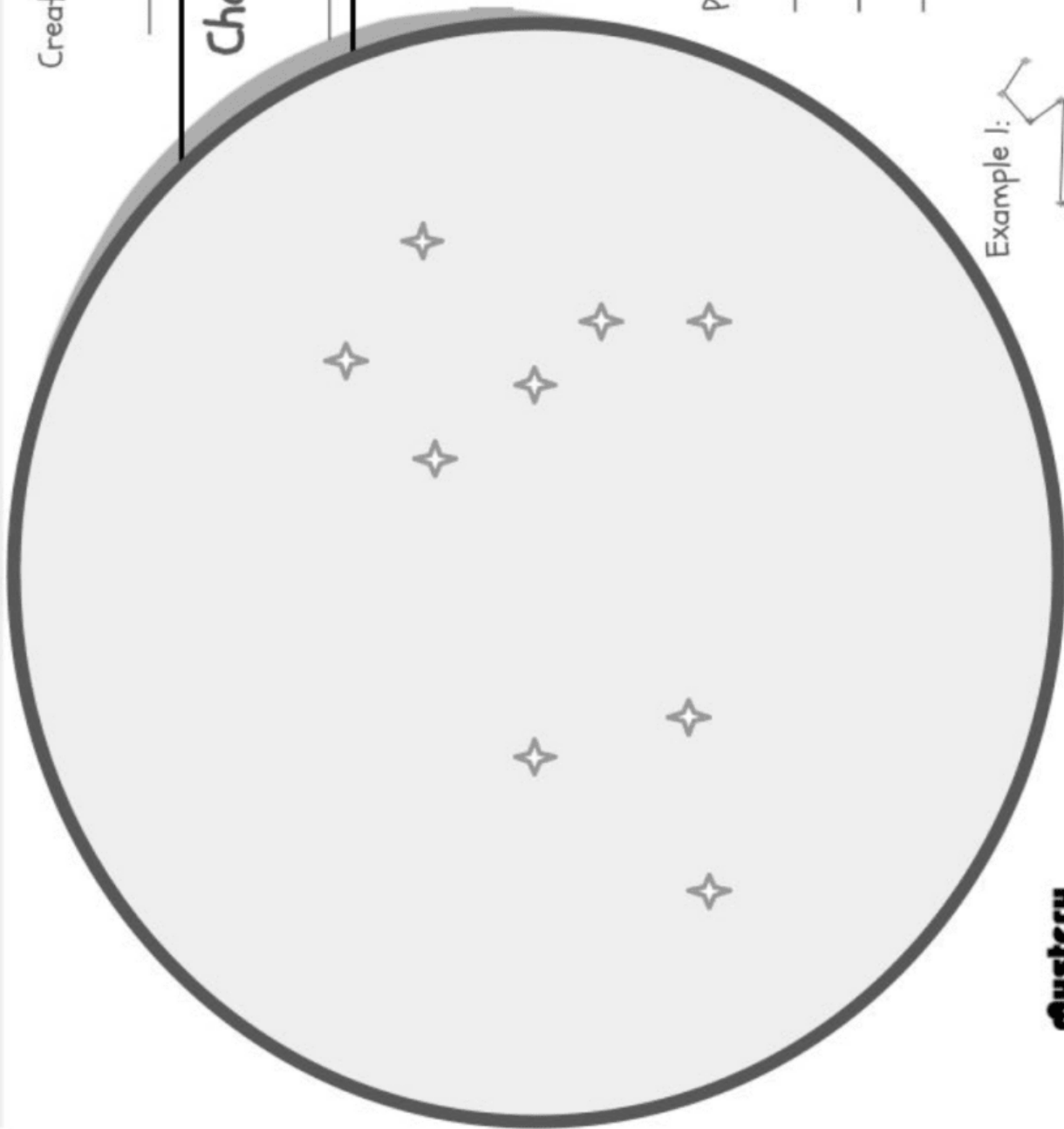
What they look like: _____

Personality traits they have: _____



mystery

Narrative | Constellation Tales



Word Bank

Constellations

Name: _____

Date: _____

V.I.P.


What they look like



furry



slimy




spiky



soft



glowing



big



small



spotted



striped



colorful

Personality Traits



shy



cheerful



sleepy



brave



adventurous



friendly



funny



kind



clumsy



graceful

mystery

Narrative | Constellation Stories

Story Plan

Name: _____

Date: _____

V.I.P.

Beginning

1. Character's Name: _____

2. Setting: _____

mystery

Narrative | Constellation Stories

Middle

3. My character wants _____

4. Problem: _____

Solution Drawing

End

5. Solution

6. Message

Solution Stars

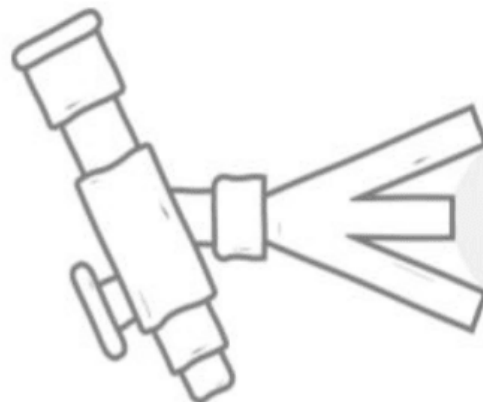
Name: _____
Date: _____

Solution Brainstorming:

1


☆ Solution:

Favorite Solution:



2

☆ Solution:



Message:

3

☆ Solution:



Message of the Story:



mystery

Narrative | Constellations

Story Beginning

Name: _____

Date: _____

V.I.P.

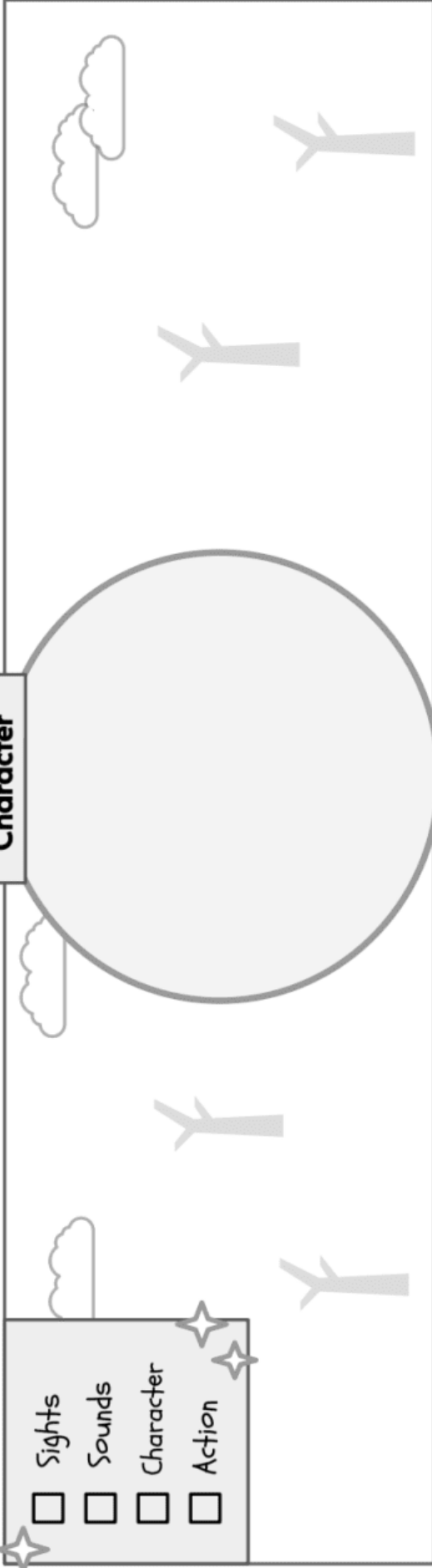
Character

☐ Sights

☐ Sounds

☐ Character

☐ Action



mystery

Narrative | Constellation Stories


Middle and End

Name: _____

Date: _____

V.I.P.

Middle



End

mystery

Narrative | Constellation Stories

Final Draft



mystery
Narrative
Constellations



Character's Name

A Story by:

Final Draft Cont.

Name: _____

Date: _____

V.I.P.



mystery

Narrative | Constellations

Name: ...

Date: ...

V.I.P.



mystery

Narrative | Constellations

Nocturnal Creature Stories

Name: _____

Date: _____

Nocturnal creatures are active at night and sleep in the daytime. Imagine if one was a character in a story. Write a story about a nocturnal creature. If you want, you can write a story about one of the creatures in the picture.

Directions:

- 1) Come up with a main character and imagine a story about them. You can write about one of the nighttime creatures in the picture, or come up with your own.
- 2) Write a plan of how your story will go on the lines below. Make sure your story has a beginning, a problem, a solution, and an end.



My story plan

Setting: Nighttime

Character: _____

Beginning: _____

Problem: _____

Solution: _____

End: _____

mystery

Narrative | Constellations

Name: _____

Date: _____

Nocturnal creatures are active at night and sleep in the daytime. Imagine if one of them was a character in a story. Use the story plan you made to help write all the parts of your story.

Directions: Write a story about something that happens to a creature at nighttime.

In your story remember to:

- ☐ Write a lead that includes your main character and setting
- ☐ Add details to show what your character is doing in each part
- ☐ Add character thoughts
- ☐ Write an ending
- ☐ Edit your writing

Nocturnal Creature Stories

Name: _____

Date: _____

Picture

If you need more space, continue on a piece of lined paper.

mystery

Narrative | Constellations

3rd Grade Narrative Writing Rubric

Constellation Stories

Name: _____

Date: _____

Standard	1	2	3	4	Feedback
W.3.3, W.3.5 Create a plan for a narrative by using a graphic organizer. Include a sequence for plot events including a problem, solution, and ending.					
W.3.3.a Write a lead that introduces/includes the main character and setting.					
W.3.3.a, W.3.3.b Organize and draft plot and character details.					
W.3.3.b Add dialogue (thoughts and feelings) and descriptions of actions.					
W.3.3.d Write an ending that provides a sense of closure: a lesson or message.					
W.3.5, L.3.2 Review work to edit and focus on fixing punctuation, capitalization, and spelling.					




1 = standard not met; **2** = standard partially met; **3** = standard met; **4** = exceeds expectations

My Writing Checklist

3rd Grade Narrative

Name: _____

Date: _____

Writing Process	Learning Goals	Not yet 	Starting to... 	Yes! 
Planning	I can make a plan for my story using an organizer. My plan has all the parts of a story: character, setting, problem, solution, and ending.			
Add an introduction	I can write a lead for my story that includes the main character and the setting.			
Write and organize	I can write my story in order. I can include my character's actions and thoughts.			
Add a conclusion	I can write an ending that follows the events in the story and includes a lesson or message.			
Fix capitals, spelling, and end marks	I can edit my writing by checking for errors in capitalization, spelling, and punctuation (end marks).			