

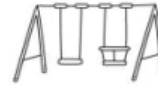
# Choice Day

## Notes

Name: \_\_\_\_\_

Date: \_\_\_\_\_

### All Day Recess



#### Activities by Yourself

- Your own ideas
- or
- bowling
- hopscotch
- dance party
- swing
- slide
- climb

#### Activities with a Partner

- Your own ideas
- or
- table tennis
- giant checkers
- hula hoop games
- balloon volleyball

#### Activities with Group

- Your own ideas
- or
- kickball
- soccer
- hide and seek
- musical chairs
- tug of war



### All Day Art

#### Painting and Coloring

- Your own ideas
- or
- splatter painting
- watercolor painting
- finger painting
- sponge painting
- mural (big wall painting)

#### Building

- Your own ideas
- or
- clay
- connecting blocks
- giant blocks
- use boxes to build
- forts
- airplanes
- carts

#### Craft Projects

- Your own ideas
- or
- create with felt, construction paper, and pom poms
- make puppets
- make slime

**mystery**

Opinion | Festivals

# Choice Day Plan

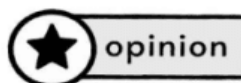
## All Day Recess or All Day Art?

Name: \_\_\_\_\_

Date: \_\_\_\_\_

### Directions:

- Read more about each day and possible activities on your Choice Day worksheet. You can always add your own ideas.
- Write your choice (opinion)
- Come up with two reasons why you chose that day, and examples that show that reason. Use your own example or examples from the notes.



1 reason \_\_\_\_\_

---

---

---

Q example \_\_\_\_\_

---

---

---

2 reason \_\_\_\_\_

---

---

---

Q example \_\_\_\_\_

---

---

---

**mystery**

Opinion | Festivals

# Choice Day

Name: \_\_\_\_\_

Date: \_\_\_\_\_

**Directions:** Write an opinion text about All Day Recess or All Day Art. Be sure to include at least two reasons and examples for each reason.

In your writing, remember to:

- ☐ Write an introduction that includes your choice (opinion)
- ☐ Use transition words and phrases
- ☐ Write about your first reason with examples
- ☐ Write about your second reason with examples
- ☐ Write an ending sentence
- ☐ Edit your writing

This image shows a single sheet of white paper with horizontal ruling lines. The lines are evenly spaced and run across the width of the page. There are no margins, text, or other markings on the paper.

## Date: \_\_\_\_\_

This image shows a single sheet of white paper with horizontal ruling lines. The lines are evenly spaced and run across the width of the page. There are no margins, text, or other markings on the paper.

DocSet ID: 26608

# 3rd Grade Opinion Writing Rubric

Festivals

Name: \_\_\_\_\_

Date: \_\_\_\_\_

Standard	1	2	3	4	Feedback
<b>W.3.1, W.3.5, W.3.8</b> Take notes about a topic (plan). Write an opinion about a topic in a single sentence (thesis).					
<b>W.3.1.a, W.3.4</b> Write an introduction (greeting).					
<b>W.3.1.b</b> Write a body paragraph, including a reason and examples.					
<b>W.3.1.c</b> Use transition words and phrases to connect ideas.					
<b>L.3.3.a</b> Elaborate and revise using describing words.					
<b>W.3.1.d</b> Write a conclusion (closing).					
<b>W.3.4, W.3.5</b> Review work to edit and focus on fixing punctuation, capitalization, and spelling.					




**1** = standard not met; **2** = standard partially met; **3** = standard met; **4** = exceeds expectations

# My Writing Checklist

Festivals

Name: \_\_\_\_\_

Date: \_\_\_\_\_

Writing Process	Learning Goals	Not yet 	Starting to... 	Yes! 
<b>Find information (plan)</b>	I can take notes from a video source.			
<b>Develop a big idea (thesis)</b>	I can create a thesis that states my opinion on a topic.			
<b>Create reasons to support the thesis</b>	I can state reasons that support my opinion (thesis).			
<b>Add evidence to reasons</b>	I can add examples to support my reasons.			
<b>Write an introduction (greeting)</b>	I can write an introduction (greeting) that states my opinion and my reasons.			
<b>Write a conclusion (closing)</b>	I can write a conclusion (closing) that restates the thesis.			
<b>Read and check again</b>	I can read my writing aloud and fix any confusing parts.			
<b>Fix capitals, spelling, and end marks</b>	I can edit my writing by checking for errors in capitalization, spelling, and punctuation (end marks).			

# Option 1 & 2 Notes

Name: \_\_\_\_\_  
Date: \_\_\_\_\_

V.I.P.



Festival Name: La Tomatina

Where: \_\_\_\_\_

History:

• \_\_\_\_\_

Food:

• \_\_\_\_\_

What it looks like:

• \_\_\_\_\_

• \_\_\_\_\_

Activities:

• \_\_\_\_\_

• \_\_\_\_\_



Festival Name: Harbin Ice Festival

Where: \_\_\_\_\_

History:

• \_\_\_\_\_

Food:

• \_\_\_\_\_

What it looks like:

• \_\_\_\_\_

• \_\_\_\_\_

Activities:

• \_\_\_\_\_

• \_\_\_\_\_

Opinion Sentence

I vote to see the video about \_\_\_\_\_

**mystery**

Opinion | Festivals

# Word Bank

## Festivals

Name: \_\_\_\_\_

Date: \_\_\_\_\_

V.I.P.

### La Tomatina



tomato



food fight



vegetables



paella



patatas bravas



messy



parade



participant



contest



costume

### Harbin Ice Festival



colorful



lantern



dumplings



candied haws



maze



sculpture



snow karting



performances

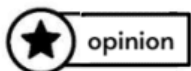


lights



ice skating

### Opinion Writing Words



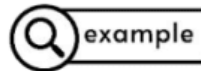
opinion

states what  
you think



reason

states why you  
have an opinion



example

supports a fact  
or detail that  
makes your  
reason stronger

**mystery**

Opinion | Festivals



# Reason 1 Draft

Name: \_\_\_\_\_  
Date: \_\_\_\_\_

V.I.P.

★ opinion

I want to see the video about \_\_\_\_\_  
\_\_\_\_\_

because

1 reason

I'm interested in \_\_\_\_\_

the history

the food

what it looks like

the activities

For example,

example



Reason 1 Draft



---

---

---

---

---

# Reason 2 Draft

Name: \_\_\_\_\_  
Date: \_\_\_\_\_

V.I.P.

2 reason

I also want to see this festival video because I'm interested in \_\_\_\_\_

the history

what it looks like

the food

the activities

Q example

For example, \_\_\_\_\_

Describing Words

mouthwatering

chaotic

beautiful

exciting

unique

breathtaking

delicious

bright

glowing

vibrant

energetic

thrilling

spectacular

---

---

---

Reason 2 Draft



---

---

---

---

---

---

---

---

**mystery**

Opinion | Festivals

# Intro/Conclusion

Name: \_\_\_\_\_

Date: \_\_\_\_\_



## Introduction Draft



---

---

---

---

---

---

---



## Conclusion Draft



---

---

---

---

---

---

---

# Cast Your Vote!

Name: \_\_\_\_\_

Date: \_\_\_\_\_


V.I.P.

▶ ||

## La Tomatina or Harbin Ice Festival

- La Tomatina, the world's largest food fight that covers the town in tomatoes.
- The Harbin Ice Festival in China, a festival full of ice and snow sculptures that light up the night sky.

Which festival video do you want to see more of and why?



## Date: \_\_\_\_\_

**V.I.P.**

**Mystery** Opinion | Festivals

## Date: \_\_\_\_\_

**V.I.P.**

## Vote!

# Cast Your Vote!

Name: *Type Here...*

Date: *Type Here...*

V.I.P.

▶ ||

## La Tomatina or Harbin Ice Festival

- La Tomatina, the world's largest food fight that covers the town in tomatoes.
- The Harbin Ice Festival in China, a festival full of ice and snow sculptures that light up the night sky.

Which festival video do you want to see more of and why?

*Type Here...*



# Cast Your Vote!

Name: Type Here...

Date: Type Here...



Type Here...



# Cast Your Vote!

Name: Type Here...

Date: Type Here...



Type Here...



# National Day

## Notes

Name: \_\_\_\_\_

Date: \_\_\_\_\_

### Play with Clay Day



#### Make Different Types of Clay

- Your own ideas
- or
- glitter clay
- edible clay
- slime
- colorful clay

#### Make Mini Things

- Your own ideas
- or
- mini-animals
- mini-foods
- mini-cars
- mini-people
- mini-plants

#### Make Art

- Your own ideas
- or
- jewelry
- pottery
- shapes
- sculptures



### Eat Outside Day

#### Enjoy Nature

- Your own ideas
- or
- tea under the trees
- grass
- ponds/rivers/lakes
- flowers
- wildlife
  - > mammals
  - > birds
  - > insects
  - > reptiles

#### Taste Great Food

- Your own ideas
- or
- dinner under the stars
- street food festival
- movie and dinner at the park
- library lawn lunch
- sunset/sunrise cookout
- garden party

#### Play and Fun

- Your own ideas
- or
- lots of space to run
- space to play games
  - > soccer
  - > baseball
  - > bubbles

**mystery**

Opinion | Festivals

# National Day Plan

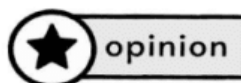
Play with Clay or Eat Outside?

Name: \_\_\_\_\_

Date: \_\_\_\_\_

## Directions:

- Read more about each day and possible activities on your National Day notes worksheet. You can always add your own ideas.
- Write your choice (opinion)
- Come up with two reasons why you chose that day, and examples that show that reason. Use your own example or examples from the reading.



1 reason \_\_\_\_\_

---

---

---

Q example \_\_\_\_\_

---

---

---

2 reason \_\_\_\_\_

---

---

---

Q example \_\_\_\_\_

---

---

---

**mystery**

Opinion | Festivals



## Date: \_\_\_\_\_

This image shows a blank sheet of white paper with horizontal ruling lines. The lines are evenly spaced and run across the width of the page. There are no margins, text, or other markings on the paper.

DocSet ID: 26611

# 3rd Grade Opinion Writing Rubric

Festivals

Name: \_\_\_\_\_

Date: \_\_\_\_\_

Standard	1	2	3	4	Feedback
<b>W.3.1, W.3.5, W.3.8</b> Take notes about a topic (plan). Write an opinion about a topic in a single sentence (thesis).					
<b>W.3.1.a, W.3.4</b> Write an introduction (greeting).					
<b>W.3.1.b</b> Write a body paragraph, including a reason and examples.					
<b>W.3.1.c</b> Use transition words and phrases to connect ideas.					
<b>L.3.3.a</b> Elaborate and revise using describing words.					
<b>W.3.1.d</b> Write a conclusion (closing).					
<b>W.3.4, W.3.5</b> Review work to edit and focus on fixing punctuation, capitalization, and spelling.					




**1** = standard not met; **2** = standard partially met; **3** = standard met; **4** = exceeds expectations

# My Writing Checklist

Festivals

Name: \_\_\_\_\_

Date: \_\_\_\_\_

Writing Process	Learning Goals	Not yet 	Starting to... 	Yes! 
<b>Find information (plan)</b>	I can take notes from a video source.			
<b>Develop a big idea (thesis)</b>	I can create a thesis that states my opinion on a topic.			
<b>Create reasons to support the thesis</b>	I can state reasons that support my opinion (thesis).			
<b>Add evidence to reasons</b>	I can add examples to support my reasons.			
<b>Write an introduction (greeting)</b>	I can write an introduction (greeting) that states my opinion and my reasons.			
<b>Write a conclusion (closing)</b>	I can write a conclusion (closing) that restates the thesis.			
<b>Read and check again</b>	I can read my writing aloud and fix any confusing parts.			
<b>Fix capitals, spelling, and end marks</b>	I can edit my writing by checking for errors in capitalization, spelling, and punctuation (end marks).			