

Picnic Adventure

Name: _____

Date: _____

People go on picnics for all kinds of reasons: to spend time with family or friends, enjoy nature, or to celebrate something! While on a picnic sometimes things don't always go as planned. Imagine a story where a character goes on a picnic and some unexpected things happen.

Directions:

- 1) Imagine a main character and some details about that character.
- 2) Write a plan of how your story will go in the lines below. Think of two or three events that happen in the story, and an ending.

My story plan

Main Character _____ Setting _____

About my character _____

Beginning: _____

Event 1: _____

Event 2: _____

Event 3 (optional): _____

End: _____

mystery

Narrative | Australian Adventures

Picnic Adventure

Name: _____

Date: _____

Directions: Write a story about your character going on a picnic where things don't go as planned.

In your story remember to:

- ☐ Write a beginning that includes your character(s) and setting
- ☐ Use dialogue and action
- ☐ Include your character's reaction to events
- ☐ Add sensory details
- ☐ Write an ending
- ☐ Edit your writing

This image shows a single sheet of white paper with horizontal blue or grey ruling lines. The lines are evenly spaced and run across the width of the page. There are approximately 20 lines visible. The paper has a slight shadow on the right side, suggesting it's resting on a surface.

mystery

Narrative | Australian Adventures

Picnic Adventure

Name: _____

Date: _____

Picture

This image shows a single sheet of white paper with horizontal ruling lines. The lines are evenly spaced and run across the width of the page. There are no margins, text, or other markings on the paper.

If you need more space, continue on a piece of lined paper.

mystery

Narrative | Australian Adventures

5th Grade Narrative Writing Rubric

Australian Adventure

Name: _____

Date: _____

Standard	1	2	3	4	Feedback
W.5.3, W.5.3.a, W.5.5 Create a plan for a narrative by using a graphic organizer: character, character details, setting, and a sequence of events.					
W.5.3.a Write a lead that introduces/includes the main character, setting, and motivation.					
W.5.3.b Include character's dialogue and character's reactions to situations.					
W.5.3.d Use sensory details and descriptive words to help readers visualize the characters, experiences, and settings in the story.					
W.5.3.e Write a meaningful ending that includes details from the story and what your character learned.					
W.5.4, W.5.5 Review work to edit and focus on fixing punctuation, capitalization, and spelling.					



1 = standard not met; **2** = standard partially met; **3** = standard met; **4** = exceeds expectations

My Writing Checklist

Australian Adventure

Name: _____

Date: _____

Writing Process	Learning Goals	Not yet 	Starting to... 	Yes! 
Planning	I can make a plan for my story using a character map and a story plan organizer. My plan has all the parts of a story: character details, setting, events, and lesson learned.			
Add an introduction	I can write a lead for my story that includes the main character, the setting, and what the character wants.			
Write and organize	I can use descriptive words and sensory details in my story.			
Add a conclusion	I can write an ending that follows the events in the story and tells what my character learned.			
Fix capitals, spelling, and end marks	I can edit my writing by checking for errors in capitalization, spelling, and punctuation (end marks).			

Character Details

Name: _____ Date: _____

V.I.P.

Character Traits:

- ☐ Brave
- ☐ Friendly
- ☐ Calm
- ☐ Determined
- ☐ Excitable
- ☐ Knows a lot about: _____
- ☐ Observant
- ☐ Shy
- ☐ Clumsy
- ☐ Gets distracted easily
- ☐ Forgets things
- ☐ Gets annoyed easily
- ☐ Pick your own: _____

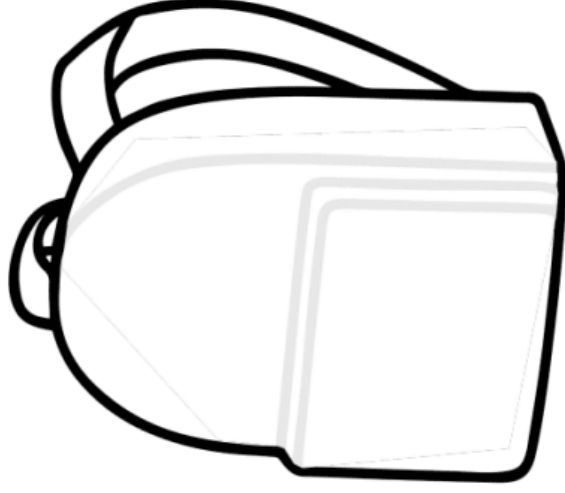
Name: _____

 Sketch:



 Likes:

 Dislikes:



My character wants _____

because _____



My character's fear: _____

mystery

Narrative | Australian Adventures

Story Map

Name: _____

Date: _____

V.I.P.

EVENT #2

Path blocked by: _____

My character: _____

DESTINATION:

Surprise: _____

Escape: _____

Setting (circle one):



outback or forest



mystery

Narrative | Australian Adventures

Lead

Ending



Idea Bank

Name: _____

Date: _____

Destinations



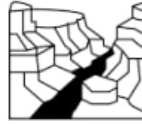
cave



lake



mountain



canyon



waterfall



choose
your own!

Australian animals



kangaroo



koala




quokka



frilled lizard



cassowary



crocodile



platypus



choose
your own!

Obstacles blocking your path



quicksand



thorny vines



swarm of bugs



river



choose
your own!

Surprises



landslide



storm



volcano



rising water



animal



choose
your own!

mystery

Narrative | Australian Adventures



Handwriting practice lines (12 horizontal lines).



Skip this dotted line and continue writing on the lines below.

Handwriting practice lines (12 horizontal lines).



Do not write on the back of this page. If you need more writing space, ask your teacher for an extra writing page.

Story Draft (continued)

Name: _____



Handwriting practice lines (12 horizontal lines).



Skip this dotted line and continue writing on the lines below.

Handwriting practice lines (12 horizontal lines).



Do not write on the back of this page. If you need more writing space, ask your teacher for an extra writing page.

Story Draft (continued)

Name: _____



Handwriting practice lines (12 horizontal lines).



Skip this dotted line and continue writing on the lines below.

Handwriting practice lines (12 horizontal lines).



Do not write on the back of this page. If you need more writing space, ask your teacher for an extra writing page.

mystery

Narrative | Australian Adventures

Story Draft (continued)

Name: _____



Handwriting practice lines (12 horizontal lines).



Skip this dotted line and continue writing on the lines below.

Handwriting practice lines (12 horizontal lines).



Do not write on the back of this page. If you need more writing space, ask your teacher for an extra writing page.




mystery

Narrative | Australian Adventures

Sensory Details




Name: _____

Date: _____




Destination		
 see _____ _____ _____ _____	 hear _____ _____ _____ _____	 feel _____ _____ _____ _____

↓

Character gets what they want.		
↓		

Surprise!		
 see _____ _____ _____ _____	 hear _____ _____ _____ _____	 feel _____ _____ _____ _____

↓

Escape!		
 see _____ _____ _____ _____	 hear _____ _____ _____ _____	 feel _____ _____ _____ _____

mystery

Narrative | Australian Adventures

Story Draft (continued)

Name: _____



Handwriting practice lines (12 horizontal lines).



Skip this dotted line and continue writing on the lines below.

Handwriting practice lines (12 horizontal lines).



Do not write on the back of this page. If you need more writing space, ask your teacher for an extra writing page.

mystery

Narrative | Australian Adventures

Mystery

(author)

Will have to read this amazing adventure tale written by

(character name)

Will be able to escape? To discover what happens, you

(path blockage)

(surprise)

and even a

(character name)

(animal)

Along the way, encounters a

(want)

(setting)

in the Australian

(character name)

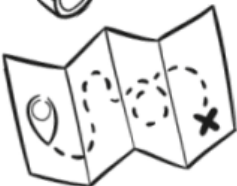
In this thrilling adventure story, is trying to get

Staple

Staple

Staple

mystery
writing



Title:



Written by:

5th Grade Narrative Writing Rubric

Australian Adventure

Name: _____

Date: _____

Standard	1	2	3	4	Feedback
W.5.3, W.5.3.a, W.5.5 Create a plan for a narrative by using a graphic organizer: character, character details, setting, and a sequence of events.					
W.5.3.a Write a lead that introduces/includes the main character, setting, and motivation.					
W.5.3.b Include character's dialogue and character's reactions to situations.					
W.5.3.d Use sensory details and descriptive words to help readers visualize the characters, experiences, and settings in the story.					
W.5.3.e Write a meaningful ending that includes details from the story and what your character learned.					
W.5.4, W.5.5 Review work to edit and focus on fixing punctuation, capitalization, and spelling.					




1 = standard not met; **2** = standard partially met; **3** = standard met; **4** = exceeds expectations

My Writing Checklist

Australian Adventure

Name: _____

Date: _____

Writing Process	Learning Goals	Not yet 	Starting to... 	Yes! 
Planning	I can make a plan for my story using a character map and a story plan organizer. My plan has all the parts of a story: character details, setting, events, and lesson learned.			
Add an introduction	I can write a lead for my story that includes the main character, the setting, and what the character wants.			
Write and organize	I can use descriptive words and sensory details in my story.			
Add a conclusion	I can write an ending that follows the events in the story and tells what my character learned.			
Fix capitals, spelling, and end marks	I can edit my writing by checking for errors in capitalization, spelling, and punctuation (end marks).			

Pet Store Adventure

Name: _____

Date: _____

People go to the pet store for all kinds of reasons: to get a new pet, pick up supplies, or to visit and see all the animals! While at a pet store, sometimes things don't always go as planned. Imagine a story where a character goes to a pet store and some unexpected things happen.

Directions:

- 1) Imagine a main character and some details about that character.
- 2) Write a plan of how your story will go in the lines below. Think of two or three events that happen in the story, and an ending.

My story plan

Main Character _____ Setting _____

About my character _____

Beginning: _____

Event 1: _____

Event 2: _____

Event 3 (optional): _____

End: _____

mystery

Narrative | Australian Adventures

Adventure

Directions: Write a story of

Date: _____

- ☐ Write a beginning that includes your character(s) and setting
- ☐ Use dialogue and action
- ☐ Include your character's reaction to events
- ☐ Add sensory details
- ☐ Write an ending
- ☐ Edit your writing

This image shows a single sheet of white paper with horizontal ruling lines. The lines are evenly spaced and run across the width of the page. There are no margins, text, or other markings on the paper.

Pet Store Name: _____
Date: _____

Date: _____

Picture	

mystery
Narrative | Australian Adventures