

Class Pet

Name: _____

Date: _____

Fur-tastic Friend!

By Rudy Rodent



Are you ready to invite a guinea pig into your classroom? Get ready for a fun-filled adventure with your new furry friend! Here are some reasons to get a guinea pig!

Learn Guinea Pig Behaviors

Guinea pigs are full of unique behaviors. Guinea pigs "popcorn" when they're happy which means they jump and twist in the air. Observing these fun behaviors is a great way to learn about animal communication. From their charming sounds to the way they groom each other, having guinea pigs in the class provides a front-row seat to a fascinating world of animal behaviors.

Make a Gentle Friend

Guinea pigs are gentle and friendly. Imagine having a small, furry buddy to share your classroom adventures with! Guinea pigs love being part of a group, and their presence can bring joy and comfort to everyone in the class. These gentle creatures enjoy being gently petted and even respond to their names. Your guinea pig will become a friend to everyone in the room.

Take Care of a Unique Pet

Guinea pigs are fantastic for hands-on learning experiences. Your classroom can turn into a mini science lab as you explore guinea pig care. From understanding what they eat to creating a comfortable environment in their cage, you'll get to participate in their care routine. It's a unique opportunity to learn about the responsibilities of having a guinea pig while having fun.

Colorful Companion!

By Sheena Shadeshifter



Are you ready to welcome a chameleon into your class? Get ready for a reptilian adventure and a front-row seat to the amazing world of these colorful, camouflaging companions! Here are some reasons to get a chameleon!

See Color-Changing Magic

Chameleons are the ultimate masters of disguise. One of the coolest things about them is their ability to change colors! Imagine your class pet transforming from green to yellow, or even pink. This color-changing magic isn't just for show; it's how chameleons communicate and express their feelings and react to the temperature around them.

Fun Eating Habits

Chameleons have long, sticky tongues that can shoot out and catch insects faster than the blink of an eye! If you have a chameleon in your class, you'll get a front-row seat to watch this in action. It's like having a tiny, colorful superhero right in your classroom.

Tree Lovers

Chameleons love to live in trees and bushes. Having a chameleon in your class allows you to create a mini jungle environment that looks like its natural habitat. You'll learn about the importance of providing the right branches, plants, and hiding spots for your chameleon friend. This will let you discover how chameleons adapt to life in the trees.

mystery

Opinion | Pre-Assessment

Plan Your Letter

Class Pet

Name: _____

Date: _____

Directions:

- 1) Think about what class pet you want and fill in your thesis.
- 2) Use the article to come up with a reason and find evidence to support.
- 3) Use the article to fill in another reason and evidence to support.

Thesis

I want a _____ for a class pet.

Reason 1



Notes for Evidence

Reason 2



Notes for Evidence



Take notes on the back if you need more room.

mystery

Opinion | Pre-Assessment

Write Your Letter Class Pet

Name: _____

Date: _____

Directions: Which would make a better class pet: a guinea pig or a chameleon? Use your writing plan to write a persuasive letter to your teacher.

In your story remember to:

- ☐ Write your introduction
- ☐ Use your notes to write 2 paragraphs. Include your reasons and evidence.
- ☐ Write your conclusion
- ☐ Edit your writing

Dear _____,

This image shows a single sheet of white paper with horizontal ruling lines. The lines are evenly spaced and run across the width of the page. There are no margins, text, or other markings on the paper.

Take notes on the back if you need more room.

mystery

Opinion | Pre-Assessment

5th Grade Opinion Writing Rubric

Skatepark

Name: _____

Date: _____

Standard	1	2	3	4	Feedback
W.5.8, W.5.5 Use a written text to gather information and take notes. Create a plan for a persuasive letter.					
W.5.1.a Develop a thesis. (purpose)					
W.5.1.a Write an introduction with a greeting and a hook. Include a thesis to establish the purpose.					
W.5.1.a Create reasons to support the thesis.					
W.5.1.b Use facts and details to support the reasons. (evidence)					
W.5.1.d Write a conclusion that restates the thesis. (purpose)					
W.5.5, L.5.2 Review work to revise and edit. (capitalization, punctuation, and spelling)					




1 = standard not met; 2 = standard partially met; 3 = standard met; 4 = exceeds expectations

My Opinion Writing Checklist

Skatepark

Name: _____

Date: _____

Writing Process	Learning Goals	Not yet 	Starting to... 	Yes! 
Find information	I can read text and take notes using an organizer.			
Develop a big idea (thesis)	I can create a thesis (purpose) that states a point of view on a topic.			
Create reasons to support thesis	I can state reasons that support a thesis (purpose).			
Add evidence to reasons	I can use facts and details from the text to support my reasons.			
Write an introduction (hook + thesis)	I can write an introduction that has a greeting, hook to interest the reader, and a thesis (purpose).			
Write a conclusion (restate thesis)	I can write a conclusion that restates the thesis (purpose).			
Read and check again	I can read my writing aloud and fix any confusing parts.			
Fix capitals, spelling, and end marks	I can edit my writing by checking for errors in capitalization, spelling, and punctuation (end marks).			

Build Your Reasons

Name: _____

Date: _____

V.I.P.

Thesis

The city should turn the abandoned pool into a new skatepark.



Reason 1

Skateparks create a community space where kids can hang out.



Notes for Evidence

- Atita - professional skateboarder - India



Reason 2

Skateparks are an opportunity for kids to exercise and stay healthy.



Notes for Evidence

mystery

Opinion | Skatepark

Atita Verghese: Skatepark Advocate

By Kamilla Kickturn



Atita Verghese is a professional skateboarder in India. In 2013, she joined a group that built India's first free skatepark. Before this skatepark existed, there weren't many places for people to hang out, especially kids. Many of these kids were looking for a place to go after school that was walking distance and free.

When Atita and her group finished the first skatepark, the kids in the area were so excited to be a part of a place that was accepting of all ages and abilities. Over the past few years, Atita and her group have built over ten skateparks. Each of these skateparks has provided kids with a new place to make friends and learn skateboarding. She hopes to continue creating these skateparks for people of all ages to have fun and get to know each other.

Health & Wellness Corner

Interview conducted by Ace Axel

We asked Dr. Lou Ikenna, Sports Medicine Specialist, for his expert opinion on skateboarding and health!



Is skateboarding good for your health?

Dr. Ikenna: Skateboarding has several benefits for kids! First of all it's a great form of exercise. When you skateboard, you're using your muscles to push, balance, and even do tricks. Skateboarding is a fun way to stay active and also strengthens your heart, lungs, and muscles.

Are there any other ways that skateboarding can help kids?

Dr. Ikenna: Yes! Skateboarding is great for improving your balance. Skateboarding teaches you how to control your body movements and keep your balance while moving on a board. That's an awesome skill that involves lots of different muscle groups.

Are skateparks good for the community?

Dr. Ikenna: Skateparks are great because they encourage people to be active. Even if you don't know how to skateboard, lots of different people can find a way to exercise at a skatepark. You can ride bikes, roller skate, or even do other activities that are healthy and keep you moving.

Reason 1 Draft

Name: _____

Date: _____

V.I.P.



If you need more space, write on the back of this page.

Reason

Evidence

- For example,
- For instance,
- Let's look at this in action.



Evidence

Explanation

- This shows...
- This is important because
- This example shows...

Mystery

Opinion | Skatepark

Date: _____

Intro/Conclusion Draft

Name: _____

Date: _____

V.I.P.

Greeting

Introduction



Conclusion



If you need more space, write on the back of this page.

Sign-off

mystery

Opinion | Skatepark

Final Draft

Name: _____

Date: _____



mystery

Opinion | Skatepark

mystery
Opinion | Skatepark

Final Draft

Name: Type Here...

Date: Type Here...



Type Here...

mystery

Opinion | Skatepark

Name: Type Here...

Type Here...



Continue on a piece of lined paper if you need more space.




mystery
Opinion | Skatepark

My Opinion Writing Checklist

Skatepark

Name: _____

Date: _____

Writing Process	Learning Goals	Not yet 	Starting to... 	Yes! 
Find information	I can read text and take notes using an organizer.			
Develop a big idea (thesis)	I can create a thesis (purpose) that states a point of view on a topic.			
Create reasons to support thesis	I can state reasons that support a thesis (purpose).			
Add evidence to reasons	I can use facts and details from the text to support my reasons.			
Write an introduction (hook + thesis)	I can write an introduction that has a greeting, hook to interest the reader, and a thesis (purpose).			
Write a conclusion (restate thesis)	I can write a conclusion that restates the thesis (purpose).			
Read and check again	I can read my writing aloud and fix any confusing parts.			
Fix capitals, spelling, and end marks	I can edit my writing by checking for errors in capitalization, spelling, and punctuation (end marks).			

5th Grade Opinion Writing Rubric

Skatepark

Name: _____

Date: _____

Standard	1	2	3	4	Feedback
W.5.8, W.5.5 Use a written text to gather information and take notes. Create a plan for a persuasive letter.					
W.5.1.a Develop a thesis. (purpose)					
W.5.1.a Write an introduction with a greeting and a hook. Include a thesis to establish the purpose.					
W.5.1.a Create reasons to support the thesis.					
W.5.1.b Use facts and details to support the reasons. (evidence)					
W.5.1.d Write a conclusion that restates the thesis. (purpose)					
W.5.5, L.5.2 Review work to revise and edit. (capitalization, punctuation, and spelling)					

1 = standard not met; 2 = standard partially met; 3 = standard met; 4 = exceeds expectations

After School Clubs

Name: _____

Date: _____

Capturing Creativity!

By Samica Snapshot



Grab your camera and get ready for a fantastic adventure in the after-school photography club! Join the club, and let the world see the amazing stories you have to tell through your lens! Here are some reasons to join...

Unleash Your Creativity

In this club you can tell a story without saying a single word. Photography allows you to express your creativity and imagination through the lens of a camera. You'll learn how to frame the perfect shot, play with lighting, and choose just the right angle to make your pictures pop!

Make New Friends and Share Adventures

In our club you'll go on adventures with a group of friends who share your passion! You'll have the chance to meet other budding photographers who are just as eager to explore the world through a camera lens. Together, you can go on photo scavenger hunts, capture the beauty of nature, or even create your own photo stories. It's not just about taking pictures; it's about creating memories and building friendships that will last a lifetime.

Learn Cool Skills

In the photography club, you'll discover the secrets of editing your photos to make them even more stunning. You'll also learn about different camera settings, composition techniques, and the art of storytelling through images. As you master these skills, you'll not only become a better photographer but also boost your confidence in expressing yourself creatively. Who knows — you might even discover a talent you never knew you had!

Join the Beat!

By Bex Bustamove



Lace up those shoes, put on your favorite tunes, and get ready to break it down in the after-school breakdancing club! Join the club, and let the rhythm guide you to a world of fun and funky moves! Here are some reasons to join...

Express Yourself through Dance

You'll learn how to express yourself through creative and unique dance routines. From spins to freezes, every move is a chance to show off your style and let your personality shine on the dance floor. Get ready to break free from the ordinary and dance like nobody's watching!

Make New Friends and Build Team Spirit

Breakdancing is all about teamwork and collaboration. Joining the club means you'll be part of a supportive and energetic team. You and your fellow dancers will work together to create awesome routines that will impress your friends. The bonds you form while practicing and performing will not only make you a better dancer but also create new friendships.

Stay Active

Breakdancing is an excellent form of exercise! Joining the after-school breakdancing club will keep you active, healthy, and fit. As you learn new dance moves and improve your skills, you'll build strength, flexibility, and coordination. You'll discover the awesome feeling of achieving something amazing with your body.

mystery

Opinion | Post-Assessment

Plan Your Letter After School Club

Name: _____

Date: _____

Directions:

- 1) Think about what after school club you want to join and fill in your thesis.
- 2) Use the article to come up with a reason and find evidence to support.
- 3) Use the article to fill in another reason and evidence to support.

Thesis

I want to join the _____ club.

Reason 1



Notes for Evidence

Reason 2



Notes for Evidence



Take notes on the back if you need more room.

mystery

Opinion | Post-Assessment

Write Your Letter After School Club

Name: _____

Date: _____

Directions: Which after-school club would you like to join: photography or breakdancing? Use your writing plan to write a persuasive letter to your teacher.

In your story remember to:

- ☐ Write your introduction
- ☐ Use your notes to write 2 paragraphs. Include your reasons and evidence.
- ☐ Write your conclusion
- ☐ Edit your writing

Dear _____,

This image shows a single sheet of white paper with horizontal ruling lines. The lines are evenly spaced and run across the width of the page. There are no margins, text, or other markings on the paper.

Take notes on the back if you need more room.

mystery

Opinion | Post-Assessment