




# My Informative Writing Checklist

Amani's Animal Rescue

Name: \_\_\_\_\_

Date: \_\_\_\_\_

Writing Process	Learning Goals	Not yet 	Starting to... 	Yes! 
<b>Find information</b>	I can find information and take notes in my own words.			
<b>Write</b>	I can use my notes to write the information in complete sentences.			
<b>Add Details</b>	I can use my notes to write sentences with more details that help my reader understand my topic.			
<b>Write a beginning</b>	I can use a topic sentence (beginning) to introduce my topic.			
<b>Write an ending</b>	I can write an ending sentence that shows my paragraph is coming to an end.			
<b>Make changes</b>	I can choose words and phrases to make my writing exciting and interesting.			
<b>Read and check again</b>	I can read my writing aloud and fix any confusing parts.			
<b>Fix capitals, spelling, and end marks</b>	I can edit my writing by checking for errors in capitalization, spelling, and punctuation (end marks).			

# 2nd Grade Informative Writing Rubric

Amani's Animal Rescue

Name: \_\_\_\_\_

Date: \_\_\_\_\_

Standard	1	2	3	4	Feedback
<b>W.2.7, W.2.8</b> Take notes and sort into related groups. Use 2 sources of media to add information, sort into related groups.					
<b>W.2.2</b> Using notes, write multiple sentences about the topic, adding in details to make your writing clear.					
<b>W.2.2</b> Write a clear introduction to your topic that includes what the writing is mostly about (topic sentence).					
<b>W.2.2</b> Write a sentence to conclude your piece.					
<b>W.2.5</b> Make necessary changes (revising) that makes writing more exciting to the reader.					
<b>W.2.5</b> Use punctuation at the end of sentences, use capitalization and spelling as appropriate to grade (editing).					

**1** = standard not met; **2** = standard partially met; **3** = standard met; **4** = exceeds expectations

# Spider Monkeys


Name: \_\_\_\_\_

Date: \_\_\_\_\_

If you were in a race with a spider monkey, you would probably lose!

Spider monkeys have bodies that help them swing through the branches of trees at amazing speeds.

**Directions:** Use the video and picture to gather information about how spider monkeys move so fast in the trees. Take your notes in the think space below.



Think Space

---

---

---

---

---

**mystery**

Informative | Amani's Animal Rescue

## Date: \_\_\_\_\_

[illegible]

DocSet ID: 26587


# Word Bank

## Animal Signs

Name: \_\_\_\_\_ Date: \_\_\_\_\_

V.I.P.

### Animals:



armadillo



kangaroo rat



snake



coyote




flying squirrel

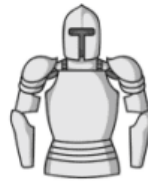
### Animal parts:



legs



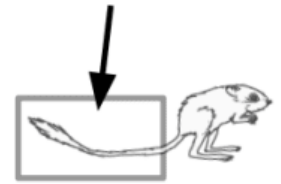
shell



armor



claws



tail

### Action words (verbs):



jump



land




kick



twist  
turn



roll up  
curl up



escape



dig

### Words writers use:

introduction  
(beginning)



conclusion  
(ending)

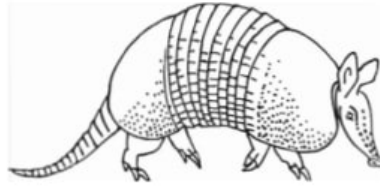
**mystery**

Informative | Animal Signs

# Think Sheet


Name: \_\_\_\_\_ Date: \_\_\_\_\_

V.I.P.



Topic: \_\_\_\_\_

Main idea: ways this animal protects itself




**mystery**

2nd | Informational

Team

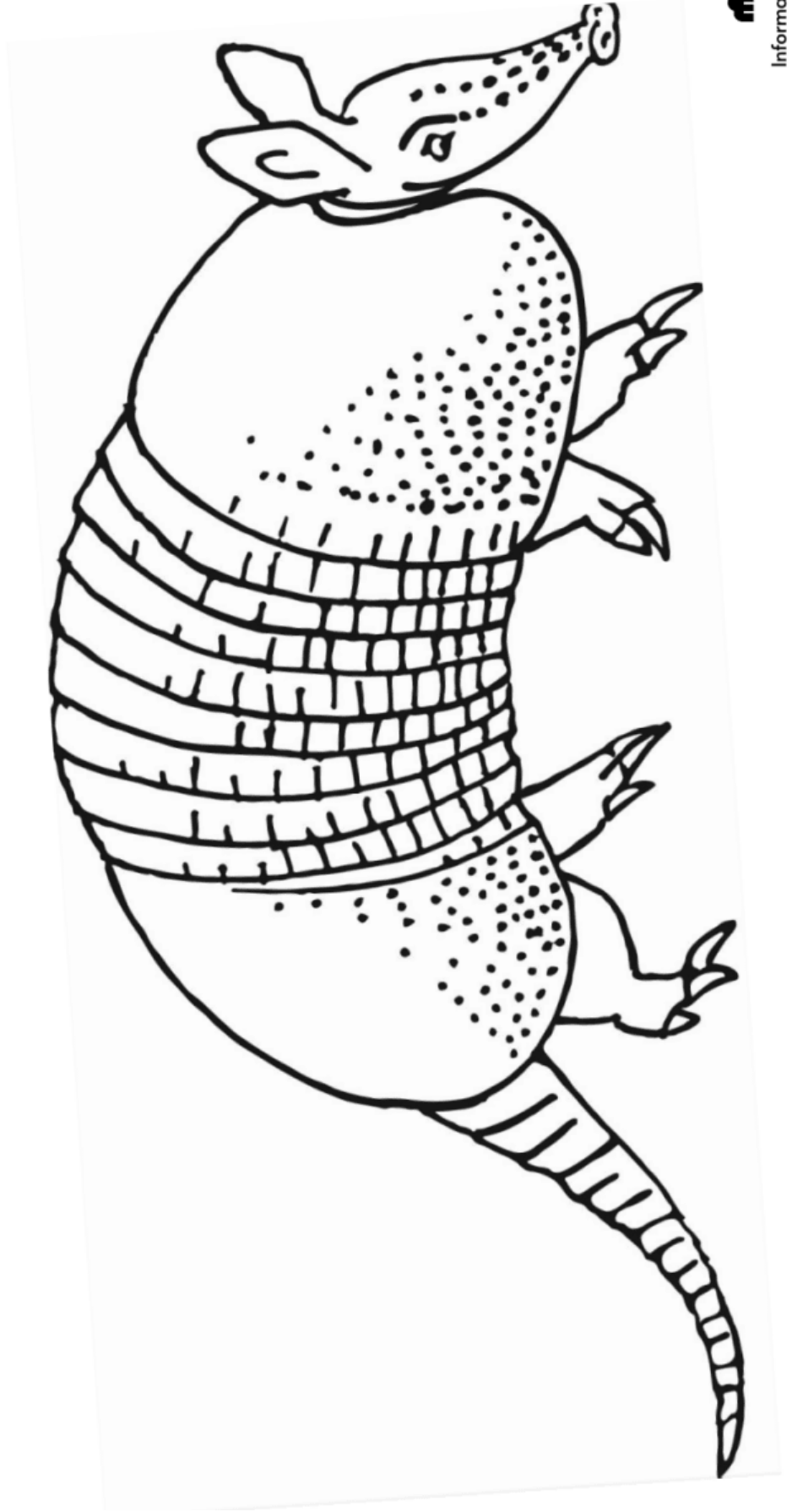
# Kangaroo Rat



**mystery**

Informative | Animal Signs

# Team Armaddillo





# Animal Sign

Name: \_\_\_\_\_

My animal: \_\_\_\_\_ Date: \_\_\_\_\_

Fill in the blanks to write a sign about your animal. If you need ideas, read the sign about toad at the bottom of the page. You can read it alone or with a partner.

The \_\_\_\_\_ has \_\_\_\_\_ special ways to stay  
Animal name number/many

safe from enemies. First, it has \_\_\_\_\_  
body part

that lets it \_\_\_\_\_  
action/something the animal does

Second, it can \_\_\_\_\_ so that  
action/something the animal does

\_\_\_\_\_ way the animal stays safe

The \_\_\_\_\_ has amazing ways to stay safe!  
Animal name

## If you need ideas...

To get some ideas for your sign, read this sign about toads alone or with a partner.

### **mystery**

Informative | Animal Signs

The toad has two special ways to stay safe from enemies. First, it has skin that lets it give off bad-tasting liquid that no animal wants to eat. Second, it can puff up so that a hungry animal can't swallow it. The toad has amazing ways to stay safe.

# First Draft

Name: \_\_\_\_\_ Date: \_\_\_\_\_

V.I.P.

Topic: \_\_\_\_\_

Main idea: ways this animal protects itself

1

\_\_\_\_\_

\_\_\_\_\_

\_\_\_\_\_

2

\_\_\_\_\_


\_\_\_\_\_

\_\_\_\_\_

If you have more time, keep writing sentences. Use the back if you need more room.

\_\_\_\_\_

\_\_\_\_\_



**mystery**

Informative | Animal Signs

## Armadillo

hard shell protects against  
teeth and claws

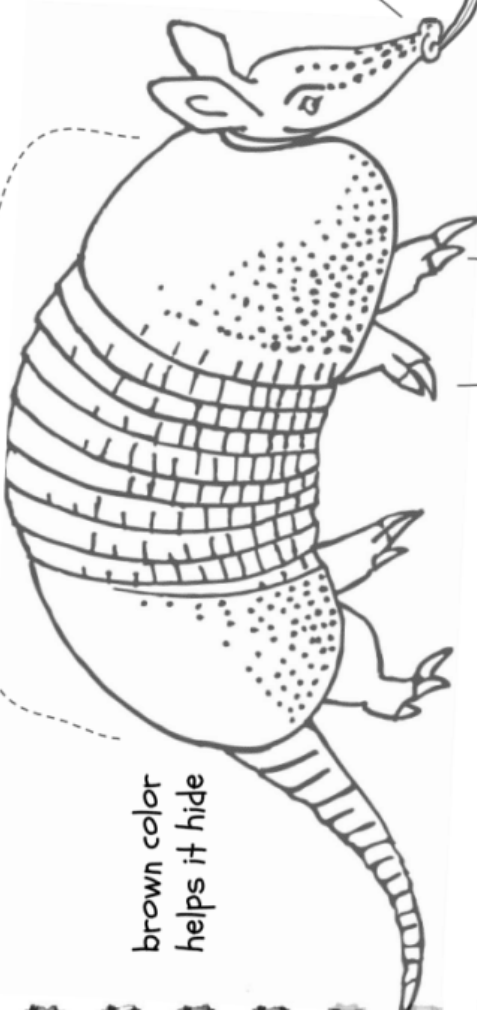
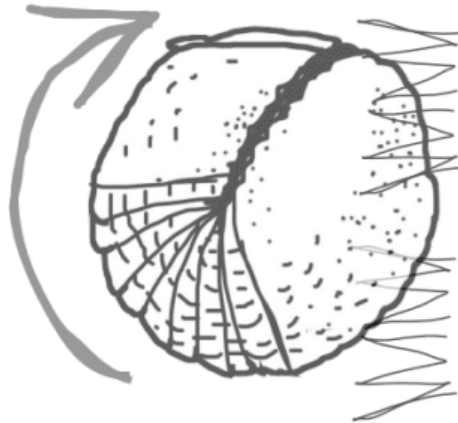
brown color  
helps it hide

good sense  
of smell

sticky tongue for  
catching insects

long claws for digging  
a hole to hide in

curls up to  
protect its belly




# Tara's Sketchbook

Name: \_\_\_\_\_

Date: \_\_\_\_\_

V.I.P.



**mystery**

Informative | Animal Signs

# Beginnings & Endings

Name: \_\_\_\_\_ Date: \_\_\_\_\_

V.I.P.




## BEGINNING

1 The \_\_\_\_\_ has many ways to defend itself.  
*Animal*

2 The \_\_\_\_\_ has many ways to defend  
itself from \_\_\_\_\_.  
*Animal* *Enemy*

3 \_\_\_\_\_  
\_\_\_\_\_



## ENDING

4 A \_\_\_\_\_ that wants to eat a \_\_\_\_\_  
*Enemy* *Animal*

for lunch often

*how the enemy feels*

.....  
*what your animal says to its enemy*

**mystery**

Informative | Animal Signs

# Word Bank

## Wow Words

Name: \_\_\_\_\_ Date: \_\_\_\_\_

V.I.P.

### Action words (verbs):



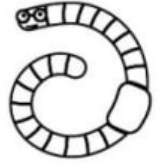
fly  
glide  
soar



dig  
burrow  
tunnel



jump  
spring  
bounce  
leap




roll  
curl  
coil




kick  
smack  
wallop



throw  
fling  
spray



escape  
evade  
survive



attack  
hunt  
lunge

### Describing words (adjectives):



tiny




hard



strong



sharp



quick



hungry



scared



brave

**mystery**

Informative | Animal Signs

If you need more space, tape this page onto the bottom of your first page.

[illegible]

# Armadillo

Author (Name): \_\_\_\_\_

Date: \_\_\_\_\_



---

---

---

---

---

---

---

---

---


---

---

---

---

---





# Kangaroo Rat



Author (Name): \_\_\_\_\_

Date: \_\_\_\_\_

---

---

---

---

---

---

---

---

---

---

---




---

# My Informative Writing Checklist

Amani's Animal Rescue

Name: \_\_\_\_\_

Date: \_\_\_\_\_

Writing Process	Learning Goals	Not yet 	Starting to... 	Yes! 
<b>Find information</b>	I can find information and take notes in my own words.			
<b>Write</b>	I can use my notes to write the information in complete sentences.			
<b>Add Details</b>	I can use my notes to write sentences with more details that help my reader understand my topic.			
<b>Write a beginning</b>	I can use a topic sentence (beginning) to introduce my topic.			
<b>Write an ending</b>	I can write an ending sentence that shows my paragraph is coming to an end.			
<b>Make changes</b>	I can choose words and phrases to make my writing exciting and interesting.			
<b>Read and check again</b>	I can read my writing aloud and fix any confusing parts.			
<b>Fix capitals, spelling, and end marks</b>	I can edit my writing by checking for errors in capitalization, spelling, and punctuation (end marks).			

## 2nd Grade Informative Writing Rubric

Amani's Animal Rescue

Name: \_\_\_\_\_

Date: \_\_\_\_\_

Standard	1	2	3	4	Feedback
<b>W.2.7, W.2.8</b> Take notes and sort into related groups. Use 2 sources of media to add information, sort into related groups.					
<b>W.2.2</b> Using notes, write multiple sentences about the topic, adding in details to make your writing clear.					
<b>W.2.2</b> Write a clear introduction to your topic that includes what the writing is mostly about (topic sentence).					
<b>W.2.2</b> Write a sentence to conclude your piece.					
<b>W.2.5</b> Make necessary changes (revising) that makes writing more exciting to the reader.					
<b>W.2.5</b> Use punctuation at the end of sentences, use capitalization and spelling as appropriate to grade (editing).					

**1** = standard not met; **2** = standard partially met; **3** = standard met; **4** = exceeds expectations

# Mossy Frogs

Name: \_\_\_\_\_

Date: \_\_\_\_\_

Spotting a mossy frog is really tricky. These frogs are master hiders. Animals who might want to try to eat them won't be able to find them!

**Directions:** Use the picture and drawing to gather information about how mossy frogs hide themselves so well. Take your notes in the think space below.



Think Space

---

---

---

---

---

**mystery**

Informative | Amani's Animal Rescue

# Mossy Frogs

Name: \_\_\_\_\_

Date: \_\_\_\_\_

## How do mossy frogs hide so well?

**Directions:** Write an informative paragraph about what helps mossy frogs hide in their environment.

In your paragraph remember to:

- ❑ Introduce your topic
- ❑ Give lots of details and facts
- ❑ Write an ending
- ❑ Edit your writing

[illegible]

## Mystery

Informative | Amani's Animal Rescue